



CABINET FOR ECONOMIC DEVELOPMENT

Andy Beshear
GOVERNOR

Old Capitol Annex
300 West Broadway
Frankfort, Kentucky 40601

Jeff Noel
SECRETARY

October 31, 2023

Jay D. Hartz, Director
Legislative Research Commission
700 Capital Avenue
Frankfort, Kentucky 40601

Dear Director Hartz:

Pursuant to KRS 154.12-2035, the Cabinet for Economic Development must report annually on program activity by November 1st of each fiscal year. Enclosed are the annual reports for the following programs:

- Cabinet for Economic Development
- Office of Entrepreneurship and Small Business Innovation
 - Bluegrass State Skills Corporation (BSSC)
 - Economic Development Fund (EDF)
 - Kentucky Investment Fund Act (KIFA)
 - Kentucky Enterprise Initiative Act (KEIA)
 - Incentives for Energy-related Business Act (IEBA)
 - Tax Increment Financing (TIF)
 - Kentucky Angel Investment Tax Credit (KAITC)
 - Kentucky Small Business Credit Initiative (KSBCI)
 - Kentucky Rural Hospital Loan Program (KRHLP)
 - Kentucky Reinvestment Act (KRA)

Enclosed are also lists of economic development projects approved during the fiscal year ending June 30, 2023 and all currently active economic development projects. Current information regarding project activity can also be found at <https://ced.ky.gov/> at any time.

If you have any questions regarding the reports, please contact me at (502) 782-1987.

Sincerely,

Katie Smith
Deputy Secretary & Commissioner
Department for Financial Services


cc: Christy Glass, LRC
Matthew Wingate



Office of Entrepreneurship and Small Business Innovation

Statutorily Required Annual Reports

FY 2022-2023



KY INNOVATION

CABINET FOR ECONOMIC DEVELOPMENT

Office of Entrepreneurship and Innovation

Annual Report for Fiscal Year 2023 July 1, 2022 to June 30, 2023

Submitted to:
Governor Andy Beshear and the Legislative Research Commission,
pursuant to KRS 154.12-278.

Submitted by:
The Office of Entrepreneurship and Innovation
Kentucky Cabinet for Economic Development

Office of Entrepreneurship and Innovation

Pursuant to KRS 154-12-277, the Office of Entrepreneurship and Innovation (KY Innovation) within the Kentucky Cabinet for Economic Development (Cabinet) is responsible for various forms of entrepreneurship and innovation assistance, including but not limited to (a) providing customer service and project management with small and minority businesses (b) assisting export development (c) administering the innovation assistance set forth in KRS 154.12-278 (d) introducing entrepreneurs to individual investors and to investment capital firms interested in start-up and early-stage financing, and (e) and collecting, summarizing, and disseminating information helpful to small businesses, including information on market research, federal, state, and local minority business programs, government procurement opportunities, and the availability of managerial assistance.

Overview

The Office of Entrepreneurship and Innovation carries out the broad responsibilities of managing and administering the state's comprehensive initiatives for entrepreneurs, innovative ventures, and associated research and development under the umbrella of KY Innovation within the Cabinet for Economic Development. KY Innovation and the Cabinet have focused on developing the pipeline of high-tech innovations, growth oriented businesses, and research-backed companies in Kentucky. Rapid advances in technology continue to accelerate transformations and create new opportunities in traditional business sectors. A diverse, vibrant innovation and entrepreneurship community is essential to adapting and driving advances in existing and emerging industries, as well as to supporting meaningful economic development within the Commonwealth.

In support of these efforts, over the previous two years, KY Innovation has refined the state's entrepreneurial agenda to efficiently help Kentucky business to launch and thrive wherever they are. There are several accomplishments to note. Over the past fiscal year, KY Innovation has:

- Announced KSBICI 2.0 lending and capital programs in partnership with the U.S. Department of Treasury, representing \$117 million available for loans and equity investments over the next 10 years.
- Partnered with independent innovation organizations, higher education and industry to support multiple competitive federal grant applications for innovation, R&D and commercialization.
- Continued to build stronger marketing platforms to help entrepreneurs to quickly access the information they need and promote available resources to new audiences.
- Continued to emphasize and increase outreach in support of underserved and diverse populations across Kentucky.
- Secured an award of \$400 thousand from the U.S. Small Business Administration to extend the State Trade Expansion Program into Year 10, a grant program to uplift and educate Kentucky's small businesses to export their products worldwide.
- Funded and collaborated in the launch of the Metals Innovation Initiative (MI2), which assembled most of Kentucky's leading primary and fabricated metals manufacturers to solve emerging problems and drive collective industry innovation with Kentucky as a hub for the sector.
- Continued coordination with the Commission on Small Business Innovation and Advocacy to review new legislation impacting Kentucky businesses and develop a comprehensive resource of statewide programs that can support small businesses.
- Served as a key resource in the essential economic recovery efforts related to the COVID-19 pandemic, 2021 tornado disaster in Western Kentucky, and 2022 flood disaster in Eastern Kentucky.

To date, KY Innovation's programs have helped over 3,000 entrepreneurs and assisted those clients with raising over \$1.5 billion in funding. These companies have used the office's resources to generate over \$5.44 billion in revenue and create over 12,000 jobs. Continuing our support of these startups and small businesses is critical to our economic recovery, as small businesses employ more than 40% of all employees in Kentucky. KY Innovation is proud that our economy continues to win national recognition for the opportunities it creates for Kentuckians to become business owners and hire within their communities. KY Innovation remains passionately committed to the success of entrepreneurship and small business growth in the Commonwealth. On behalf of our communities, KY Innovation expresses its sincerest gratitude to Governor Andy Beshear and the Kentucky Legislature for their continued support.

The following report summarizes the activities of KY Innovation from July 1, 2022, through June 30, 2023.

Entrepreneurship and Startup Support

KY Innovation Hubs

KY Innovation's six regional Innovation Hubs are the hands-on catalysts for the expansive entrepreneurial and startup growth the Commonwealth seeks to cultivate. Each Hub, selected through a competitive RFP process, leverages local partnerships and works with other organizations, including universities, colleges, and economic development groups to assist entrepreneurs in many different industries and different stages of development. Partners include successful entrepreneurs, angel investors and venture capitalists, private sector companies, non-profits, local governments, and other organizations with a role to play in fostering dynamic, resilient regional economies, job growth, and globally competitive communities. Entrepreneurial ecosystems that cluster and integrate regional assets and expertise within a larger statewide collaboration are proven to maximize each area's advantages and tailor programming to their regional needs, while also invigorating the state's overall entrepreneurial ecosystem.

The KY Innovation Hubs throughout the Commonwealth represent all 120 counties. During the reporting period, there were six (6) regional Hubs: Eastern Kentucky/Appalachia (Pikeville), Greater Lexington, Greater Louisville, Northern Kentucky (Covington), Southwest Kentucky (Bowling Green), and Western Kentucky (Paducah). Regions with large geographic footprints typically have multiple offices, partners or traveling resources throughout the region. KY Innovation Hubs and their respective contractual and collaborative partners strive to increase the likelihood that high-growth, knowledge-based businesses can be launched in Kentucky and obtain both public and private investments to scale.

The Hubs served as a primary lifeline, virtual convener, and service provider for entrepreneurs throughout the global COVID-19 pandemic, showcasing their adaptability and proactive, responsive nature. The Hubs tracked several metrics, which accurately assess the health and progress of the ecosystem. They were able to both collectively and individually surpass most of their annual targets, including the number of startups served and the amount of capital attracted (See metrics on p.4). KY Innovation strives to ensure equitable resources are available for all markets, so Kentucky businesses can be launched and thrive where they are.

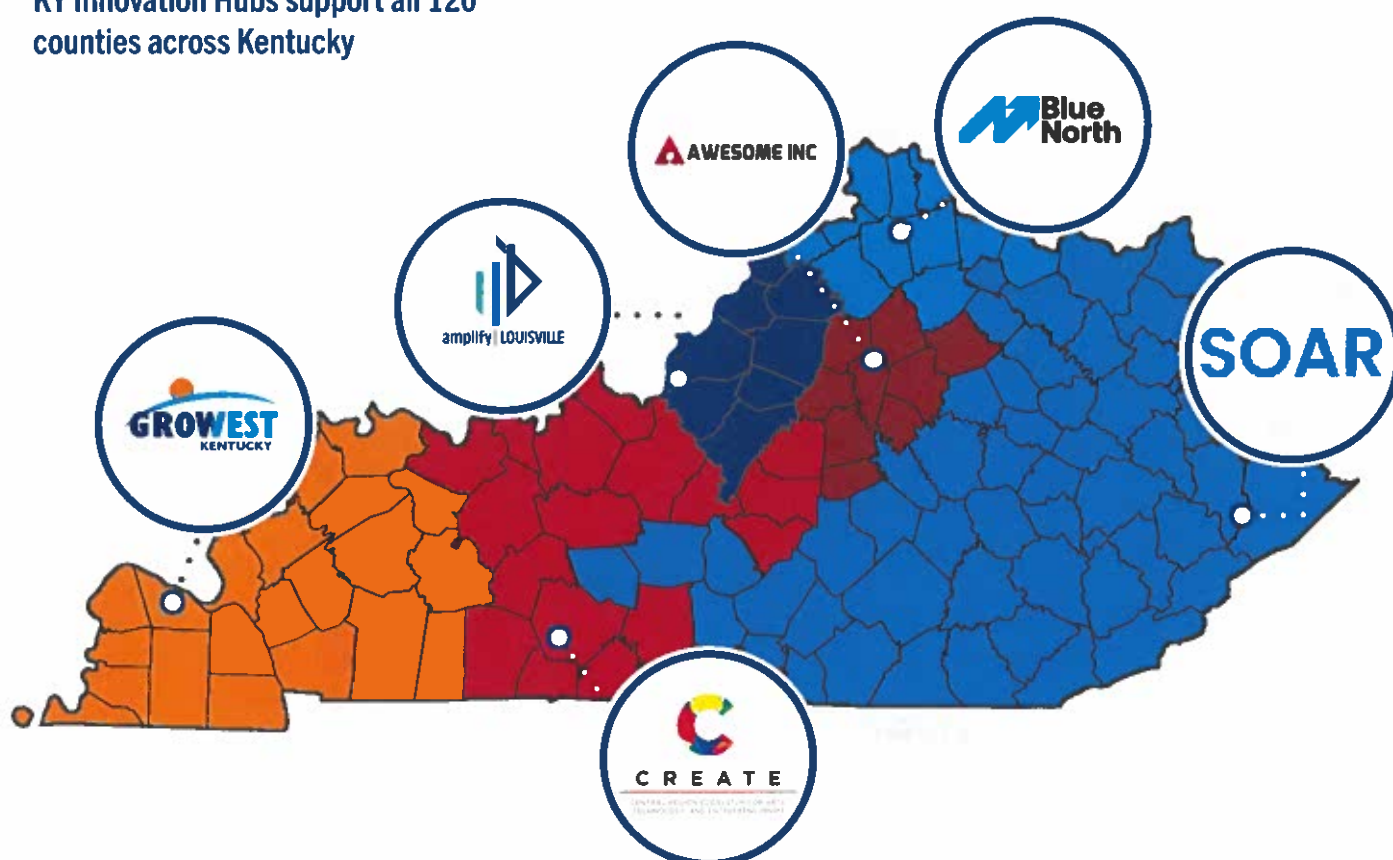


KY Innovation Hubs are managed in partnership with the Kentucky Science and Technology Corporation (KSTC), a science and technology nonprofit with over 30 years of experience leading STEM programs. KSTC has long maintained partnerships throughout Kentucky, managed the KY Innovation Network for nearly twenty years, and is aligned with statutory requirements for providers of such services. With respect to the Hubs, KSTC currently handles various infrastructure, database, and support functions along with managing various events and marketing for Kentucky's entrepreneurial and commercialization efforts.

2022 - 2023 Activity Highlights for Reporting Period

Number of Startups Created	Number of New Jobs	Number of Startup Meetings	Number of Events	Number of Event Attendees	Private Capital Raised by Startups
94	495	5,383	577	21,668	\$184.9 million

KY Innovation Hubs support all 120 counties across Kentucky



KY Innovation, in partnership with KSTC, hosts monthly entrepreneurship support organization (ESO) calls and quarterly impact update webinars with statewide attendance. The ESO calls are open to any KY Innovation Hub or small business support organizations in the Commonwealth. The KY Innovation Hubs present their most recent results on the quarterly KY Innovation Hub impact call. Each of these meetings are accessible to the public via posts on YouTube.



amplify | LOUISVILLE

Amplify Louisville

Bullitt County
Henry County
Jefferson County

Nelson County
Oldham County
Shelby County

Spencer County
Trimble County

Amplify continued to prioritize making resources accessible, expanding its reach, and advancing startups. In FY23, that included the launch of a virtual community that creates a collaborative environment (online) to foster the exchange of ideas and perspectives that spark innovation and creativity. Amplify also grew to more than 4,000 total subscribers across its community platforms, a 22% growth. The Hub provided over 1,000 hours in coaching through its Entrepreneurs in Residence program and hosted custom programming to help startups advance. Overall, Amplify served more than 1,100 startups and assisted in the attraction of more than \$43 million in private capital.

By working with Amplify to get into GrowthX, we have more than doubled our YoY growth by implementing some of the techniques learned in the program including identifying/defining our ideal customers, honing in on their pain points, and writing better messages.

-Roland Achenjang, PharmD., MBA, founder and CEO of C2 Keep

Amplify has been an encouraging presence in the life of our early startup: smart and encouraging professionals who are always available to provide advice, connections, and helpful resources. In particular, the option for one-on-one sessions with the EIR is a valuable prompt to explore both goals and obstacles with an experienced mentor.

-Jennifer Mason, founder of TitleWise

We really appreciate everything Amplify and Founder Forward have done for us. We were able to connect with other professionals that had expertise that we didn't, but that we desperately needed. Because of Amplify, we got access to people that we may not otherwise have had access to.

-Nikki Patterson & Sean Smith, co-founders of P.E.P. Rally



AWESOME INC

Awesome Inc.

Anderson County
Bourbon County
Boyle County

Fayette County
Franklin County
Jessamine County

Mercer County
Scott County
Woodford County

Awesome Inc made increasing the reach of its 5 Across program a priority for FY23. 5 Across attendance has increased so far from 1,018 attendees in FY22 to 1,373 attendees in FY23. The 35% increase in attendance is expected to have long-term benefits, including talent retention and increased new company creation. Overall, the Hub served more than 1,200 startups, which have raised more than \$35 million in funding.

Even in these early stages, CleanSpace has greatly benefited from the abundant connections, opportunities, and guidance extended by Awesome Inc and the individuals they've introduced us to. We deeply appreciate the collaborative relationships we've established within their thriving ecosystem.

- Aram Street, founder of CleanSpace



Blue North

Boone County
Bracken County
Campbell County
Carroll County

Gallatin County
Grant County
Harrison County
Kenton County

Mason County
Owen County
Pendleton County

In FY23, Blue North launched the Northern Kentucky Entrepreneur Fund (NKYEF) in partnership with Horizon Community Fund. The Hub leveraged the NKYEF to launch a partnership with Main Street Ventures to increase grant funding in Northern Kentucky. In this partnership, NKYEF covers half of the cost of any Leap or Launch grants made by Main Street Ventures to entrepreneurs in the region. The results included four times the number of grants to Kentucky entrepreneurs, of which, 12 received more than \$200 thousand. Underrepresented founders received 75% of grant funding. Overall, Blue North served more than 340 entrepreneurs, which raised more than \$2 million in funding.

Blue North is the catalyst that inspired me to relocate our company headquarters to Kentucky. In a mere six months, I've been deeply impressed by the unwavering support and resources they've provided. Digging deeper into that support, Dave Knox personally introduced me to several investor groups in the Kentucky area. One such introduction led to a significant investment in our venture, with more to follow. Beyond funding, Blue North has bridged gaps for us, offering essential resources at times when we lacked both the funds and the personnel to drive certain initiatives forward. Their hands-on approach has been instrumental in our progress. Perhaps what stands out most distinctly about Blue North's philosophy is its emphasis on the well-being of the founders. Recognizing the immense pressures of helming a startup, Blue North ensured founders had access to a professional therapist service through their Resilience Accelerator. This initiative, funded entirely by Blue North, underscores their genuine concern for the holistic success and well-being of their client founders. Personally, this service has had a profound and positive impact on me, and I believe it's an element of support that truly sets Blue North apart.

-Michael Ragsdale, founder of Bailout Systems

Blue North was instrumental in helping us find some of our first pilot users and paid clients. They helped us generate traction with their immense network of relationships with key decision makers in North Kentucky (and beyond).

-Paul Ehlinger, founder of Flamel AI, Inc.



CREATE

Allen County
Barren County
Breckinridge County
Butler County
Grayson County
Hardin County

LaRue County
Logan County
Marion County
Meade County
Simpson County
Taylor County

Warren County
Washington County
Daviess County
Hancock County
Ohio County

In FY 23, the Central Region Ecosystem for Arts, Technology, and Entrepreneurship (CREATE)* deepened and formalized its partnership with the Bowling Green Area Chamber of Commerce. During FY 22-23, StuppFiber—whose parent company is based in Missouri—opened its company headquarters at the WKU Innovation Campus HQ, making Bowling Green its first market of bringing digital superiority internet infrastructure to growing, underserved markets. Uniqat, an international furniture company, also put their US headquarters at the WKU Innovation Campus HQ and are partnering directly on CREATE and Bowling Green Area Chamber of Commerce programs. California-founded MyXR Inc. and Lunae Innovation Lab announced they were putting their regional and national headquarters, respectively, in Bowling Green at the WKU Innovation Campus.

CREATE has provided a hub of creativity and collaboration and has allowed us to connect with industry leaders worldwide, giving us access to their knowledge, tools, and networks. The vibrant campus they help operate here has sparked countless opportunities for us to work with experts, share ideas, and learn from others.

-Jeremy Jacobs, founder of Transmission

It's a little bit like that freshman year of high school lunch, when you don't know what lunch table you want to sit at. And you go to this one, this one, and this one, and you finally find one that's just right. It was the people, the presence, the initiative, the innovation, everything that was here, was exactly right for us.

-Hans Koch, CEO of MyXR Inc.

(CREATE's region) is uniquely poised to build an uplifting, cohesive, collaborative community for innovators, entrepreneurs, and creatives. After a decade and a half of surviving in competitive environments, we're looking forward to cultivating a collaborative ecosystem.

-Amanda Havard, CEO of Lunae Innovation Lab, and co-founder of Oria Health

* The Cabinet's contract partner, Central Region Innovation and Commercialization Center (CRICC), changed their branding to CREATE in 2022. The contractual partner during the reporting period was CRICC.



GroWest

Ballard County
Caldwell County
Calloway County
Carlisle County
Christian County
Crittenden County
Fulton County

Graves County
Henderson County
Hickman County
Hopkins County
Livingston County
Lyon County
Marshall County

McCracken County
McLean County
Muhlenberg County
Todd County
Trigg County
Union County
Webster County

GroWest/Sprocket's global 1ST50K startup competition had 150 applicants, of which, two winners were selected for recruitment to Paducah: Ewagers and Feedcoyote. Both have had enormous success in growing their companies through the 1ST50K program. Ewagers has increased their outside investments into the company eight fold, while Feedcoyote has achieved a 119% MoM growth in its company's user base. The West KY Innovation Challenge, a regional program to find non-technical founders with tech fundable tech ideas, had 11 applicants and selected three winners to receive grant funding for product development. Authofi won first place and has already received \$50,000 in additional funding to continue growing their company. Overall, GroWest served more than 200 startups which raised \$600,000.

Coming to Paducah has exposed Feedcoyote to great resources in the region. In a short time, we were able to connect to local investors and onboard users through the 1st50k program. At the same time, the program provides full autonomy and teaches us to be independent while not alone in a thriving business atmosphere.

-Dr. Stevens Bonhomme, founder of Feedcoyote

I think in three years' time we'll have this aircraft up, we'll be flying it experimentally and testing the airplane. There's going to be many opportunities I see in the future to maybe put specialized things here and there as we grow. But yeah, we're looking to keep this as the hub of our growth and commercial aviation area.

-Rob Winston, founder of HopFlyt

SOAR

Shaping Our Appalachian Region (SOAR)

Clay County	Garrard County	Menifee County
Edmonson County	Green County	Metcalfe County
Hart County	Greenup County	Monroe County
Clark County	Harlan County	Montgomery County
Madison County	Jackson County	Morgan County
Adair County	Johnson County	Nicholas County
Bath County	Knott County	Owsley County
Bell County	Knox County	Perry County
Boyd County	Laurel County	Pike County
Breathitt County	Lawrence County	Powell County
Carter County	Lee County	Pulaski County
Casey County	Leslie County	Robertson County
Clinton County	Letcher County	Rockcastle County
Cumberland County	Lewis County	Rowan County
Elliott County	Lincoln County	Russell County
Estill County	Magoffin County	Wayne County
Fleming County	Martin County	Whitley County
Floyd County	McCreary County	Wolfe County

In FY 23 SOAR launched a self-service portal and content to allow anyone to access free resources to support their business. The Hub also created several pathways to improve access to direct services, including a business ideation map to assist in business plan creation, business idea workshops and a financial forecasting workbook to assist with planning. SOAR continued to host the Startup Appalachia Pitch Competition, which drew 28 applicants from 14 counties. Overall, the Hub served more than 400 startups and assisted companies that raised more than \$128 million in funding.

It has truly been my pleasure to work with the SOAR Innovation team. They have gone above and beyond. They have helped me design a website. They have given me resources, and have attached me to additional resources in their ecosystem. They have also set in on meetings to give me administrative support making sure all the information is taken in and used at its entire function. So I just want to thank the SOAR Innovation team for basically taking what was a dream and pushing it towards a reality. So Sabrina, Kristin, Latasha, and the whole staff of SOAR, I just want to say thank you. You are greatly appreciated, and you are greatly needed for the people of Eastern Kentucky. I just want to say thank you again, I appreciate you all.

-Craig Williams, owner of Focused Logistics

Sabrina has been instrumental to the growth of my business and my overall professional growth. I could list multiple things she has done, but the most important has been her introductions to those in her network. Any time I have an issue or a need, Sabrina is who I go to. She is all but guaranteed to have someone who can help me (if she can't do it herself!). She has introduced me to other business professionals, web designers, and even fellow investors. I attribute a part of my network growth to her. For that, I am very thankful.

- Shadow Skaggs, owner of Murray's Autoworx, Firstlight Home Care, Raven Enterprises, and Luna Corvus Oddities Shop



R&D and Commercialization

SBIR-STTR Research Commercialization Program

The Small Business Innovation Research (SBIR) and Small Business Technology Transfer (STTR) is the primary way in which the federal government funds commercialization efforts by small businesses and innovators across the country. The mission of the SBIR/STTR programs is to support scientific excellence and technological innovation through the investment of federal research funds in critical American priorities to build a strong national economy. Through a competitive awards-based program, SBIR and STTR grants enable small businesses to explore their technological potential and provide incentives to profit from its commercialization. To learn more about the federal SBIR-STTR program, please visit sbir.gov.


Since 2006, Kentucky has supported various programs to support Kentuckians in applying for such funds, including the creation of an SBIR/STTR matching fund program that provides non-dilutive grant funding to awardees currently in or willing to relocate to Kentucky. KY Innovation also enables partner programs that provide early stage support to companies that are considering applying for SBIR/STTR funding, develop broad relationships with federal agencies, and seek out additional solutions to continuously support research commercialization.

The Kentucky SBIR-STTR Matching Funds Program

This nationally recognized program, one of the most comprehensive of its kind in the nation, matches both Phase I and Phase II federal awards received by Kentucky's small, high-tech businesses or those willing to relocate to Kentucky. During the reporting period, the program matched Phase I federal awards up to \$100,000 to support exploration of the technical merit or feasibility of an idea or technology, and up to \$150,000 for Phase II federal awards, which support full-scale R&D. The number of Kentucky firms applying for and receiving federal awards has increased since Kentucky began the matching program. Since 2007, Kentucky has leveraged \$2.29 billion in federal awards for every dollar awarded in state matching awards. The 43 companies that relocated to Kentucky have attracted federal funds from six federal agencies for a total investment of \$46.5 million – funding that would have gone to other states if not for Kentucky's program.

Round 39 & 40	Solicitation Period April & Oct. 2022	Number of Applications 17
Matching Funds Awarded \$1.79M	Federal Grant Funding Leveraged \$11.86M	Number of Awards 15

Program Totals Since Inception



SEE APPENDIX A FOR SBIR- STTR MATCHING FUNDS RECIPIENTS

Improved Success in Obtaining Federal SBIR and STTR Awards

Since 2006, Kentucky has provided various forms of assistance to companies and individuals in Kentucky at no cost in order to aid them in compiling the information necessary to apply for SBIR/STTR grants. During the reporting period, through a partnership with KSTC's Kentucky Science and Engineering Foundation (KSEF), 41 companies were assisted in grant writing assistance and over 122 companies were assisted through educational, outreach, and training programs, all without expense to the company. During the same reporting period, the SBA SBIR/STTR program reported 28 Kentucky companies received 36 federal U.S. Small Business Administration SBIR/STTR awards, totaling \$21.14 million.

SBIR/STTR Accelerator Programs

KY Innovation funded support resources through targeted SBIR/STTR accelerators that helped to prepare companies and inventors for applications to specific agencies. For example, the Department of Defense (DOD) is one of the largest federal funders for the SBIR/STTR program, and so the Cabinet supported a partnership between KSTC and OK Catalyst to operate two DOD and one NASA SBIR/STTR proposal accelerator cohorts. KY Innovation and KSEF also added proposal accelerators to help Kentucky companies navigate the unique requirements of NSF, NIH and USDA. During the reporting period, 99 companies enrolled in 7 proposal accelerators with intent to submit proposals. KSEF also facilitated 16 additional proposals with 5 federal agencies by using 18 micro-awards, averaging \$4,861, and this support resulted in 3 federal awards.

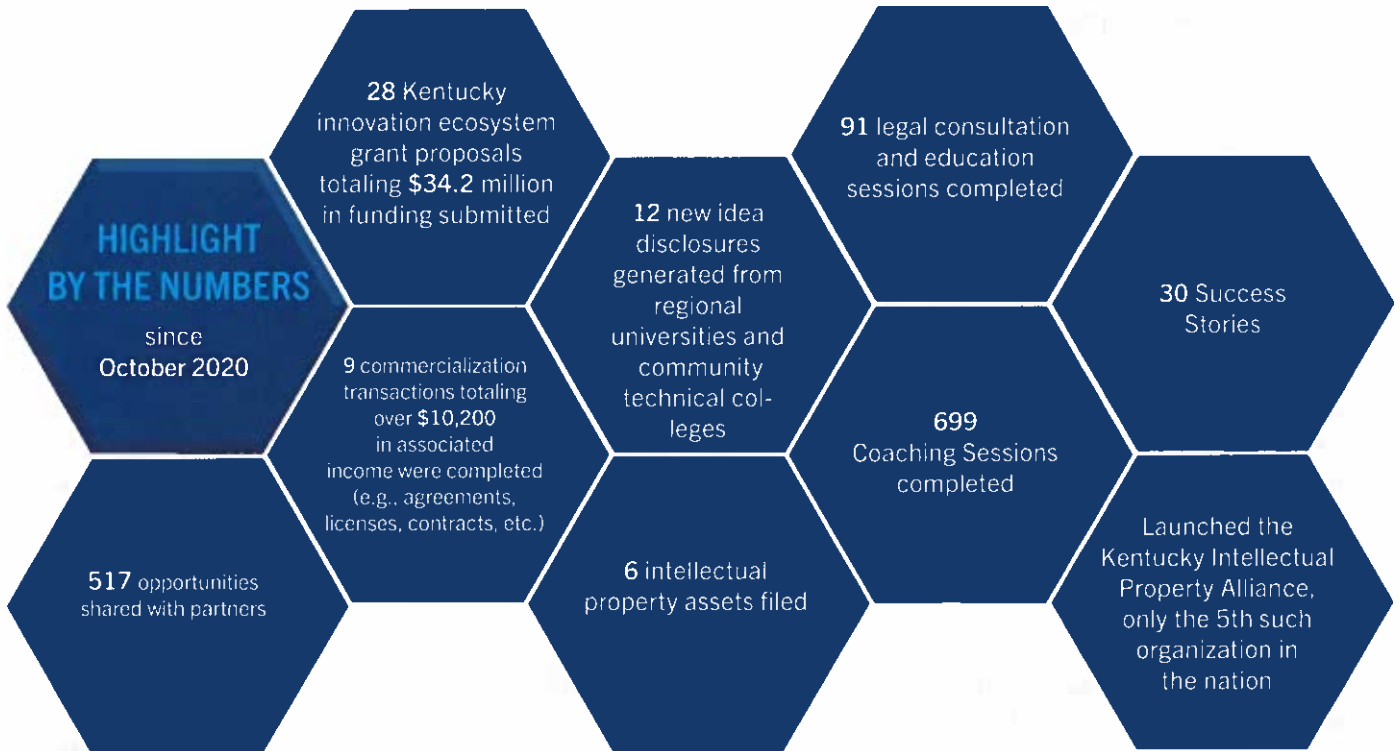
Kentucky Commercialization Ventures (KCV) Program

Kentucky Commercialization Ventures (KCV) was launched in 2020 through the KSEF, in partnership with KY Innovation, KSTC, the University of Kentucky and the University of Louisville, to develop the infrastructure and innovation culture that is fundamental to sustainable organic growth and talent attraction in the startup and innovation communities. KCV is a public-private partnership that unites Kentucky's public higher education institutions to advance innovation, intellectual property, and collaborative commercialization statewide through service to 22 regional universities and community and technical colleges across the Commonwealth. KCV is currently administered by KSTC.

In addition to the partners identified above, KCV's valued partner institutions include:



The nationally-awarded KCV partnership is driven by the vision that Kentucky ideas will change and improve lives. KCV works alongside its partners to expand access to dedicated technology transfer and new venture development services statewide to the benefit of regional universities and colleges that lack these resources. The initiative is nationally recognized as an innovative, shared service center model that sparks organic growth in Kentucky's technology sectors, contributes to an efficient product development infrastructure, and keeps Kentucky's best ideas protected to maximize their impact to Kentucky's growth. In its higher education community of over 165,000 faculty, staff, and students, KCV supports more Kentuckians to participate in innovation and startup creation than ever before.



A significant amount of time is required to realize the results of Kentucky innovation ecosystem grant proposals, license deals, and other commercialization transactions in maturity. The commercialization transactions number will continuously increase over time.

Selected Success Stories

For the first time, the 2023 KCV IMPACT Competition received applications from all of its partner institutions, including KCTCS.

The KCV IMPACT Competition is a commercialization competition for startup ideas with potential to positively impact Kentucky.

The Kentucky Intellectual Property Alliance (KYIPA) hosted its first in-person event in Louisville, KY, followed by continued virtual events and events with partners around the state. Membership in FY 23 grew to 149.

KYIPA members are credited with the recent, historic addition of an IP section to the Kentucky Bar Association.

KCV supported execution of WKU's first startup license to BumpUp Labs, lead by Dr. Rachael Tinius. KCV supported Dr. Tinius from disclosure of idea, all the way through bootcamps like UAccel to forming a startup company.

KCV completed its inaugural KCV Roadshow, visiting in-person each of the institutions supported by KCV. These visits included presentations on KCV to administration and faculty/staff, visits to KCV innovator lab spaces, and outreach to students on each campus.

The Kentucky IP Alliance (KYIPA)

In 2022, KCV launched the Kentucky Intellectual Property Alliance (KYIPA) to foster an effective ecosystem and marketplace to facilitate the creation, protection, and advancement of intellectual property in Kentucky by serving as a connecting organization statewide. KYIPA is administered by KSTC.



The organization grew its membership, its event offerings and outreach. KYIPA worked collaboratively across KY Innovation and KSTC's innovation programs to educate more inventors and entrepreneurs about the importance of IP protection and the available resources. In FY 23, KYIPA also launched a successful effort to name October 2024 Kentucky Intellectual Property Month, further raising awareness.

In FY 23, KYIPA:

- 149 Members (increased from 81 in FY 22)
- 6 Virtual Events
- 6 In-Person Events
- 325 Event Registrations
- 73 Legal Consultations & Education Sessions

Kentucky is looking at intellectual property protection through a modern economic development lens with KYIPA. For example, KYIPA's involvement in the entrepreneurial ecosystem has led to questions surrounding intellectual property to be included in the Kentucky's future bar exams as well as community engagement to advocate for more continuing education on intellectual property matters.

Kentucky Network for Innovation and Commercialization (KINETIC)

In 2019, the National Institutes of Health (NIH) selected five new hubs to be part of the national Research Evaluation and Commercialization Hub (REACH) network. The Kentucky Network for Innovation and Commercialization (KINETIC) was chosen to receive one of these prestigious REACH awards. This is a unique partnership between the University of Kentucky, University of Louisville, Kentucky Commercialization Ventures, which represents all of the state's other public universities and community and technical colleges, and the Cabinet.



The purpose of the program is to help identify and bring to market technologies that could benefit public health, as well as to establish a permanent culture for commercializing ideas and research emanating from Kentucky's higher education institutions. Projects were eligible for grants of up to \$40,625 per six-month cycle during the reporting period and up to \$200,000 total throughout the life of the program, but must compete for funding against new applications during each cycle.

During the reporting period, the KINETIC hub adopted new processes and guidelines to guarantee that innovators from the regional universities and the community and technical college system had more opportunity to participate. The program now distributes three awards each cycle to the University of Kentucky and the University of Louisville, while distributing two awards each cycle to the regional universities and community and technical colleges. The program also increased efforts at outreach and education related to its member institution through a series of trainings, informational sessions and fireside chats, offered both live and virtually.

During Cycles 6 and 7, which coincide with the reporting period, KINETIC received 21 and 30 pre-applications, respectively. Eight projects were funded in Cycle 6 (3 from UK, 3 from UofL, 1 from WKU and 1 from NKU), including two new projects and six ongoing project renewals. Eight projects were funded in Cycle 7 (3 from UK, 3 from UofL, 1 from WKU and 1 from EKV), including four new projects and four ongoing project renewals.

The following are some of the projects selected for funding in Cycles 6 and 7:

- An Eastern Kentucky University team developing a forensic/clinical DNA sample collection tool
- A Northern Kentucky University team developing more accurate hearing tests and lower cost hearing aids
- A Western Kentucky University team creating a virtual reality platform for increasing awareness of bias in child welfare decision-making
- A University of Louisville team developing a cancer therapeutic utilizing copper complexes
- A University of Louisville team developing a device that more effectively tests bone quality
- A University of Kentucky team developing an interactive tourniquet for wound care
- A University of Kentucky team developing a device that improves suction for endoscopic surgeries

The KYNETIC grant will be concluded during FY 24. The same lead institution cannot re-apply for NIH REACH Hub status and funding in subsequent cycles. However, a proposal led by the University of Louisville that includes a partnership with neighboring states was approved for funding after the reporting period. That grant funding would begin in FY 24.

Kentucky Established Program to Stimulate Competitive Research (KY EPSCoR)

The purpose of the federal EPSCoR program is to help states become competitive for federal research dollars by building research infrastructure, including faculty, students and facilities. KY Innovation provides the 20% required state match for KY EPSCoR, which currently totals \$1.2 million per year. Kentucky currently has active grants with both the National Science Foundation (NSF) and NASA EPSCoR programs.

KY EPSCoR is governed by a Statewide Steering Committee, as required by the federal program, which oversees budget and research decisions. Furthermore, the Committee ensures government, industry and university collaboration. Membership is comprised of university administrators, research faculty and private sector individuals. The Statewide Committee has oversight authority over KY NSF EPSCoR and NASA programs regarding which grant proposals go forward for consideration for funding by the respective agencies. Department of Energy (DOE) EPSCoR and DOD EPSCoR programs each have a coordinator to serve as a communication link for funding opportunities through EPSCoR.

The EPSCoR programs help states and jurisdictions get a fair share of federal research dollars. The NSF initiated EPSCoR and other agencies joined. EPSCoR builds research infrastructure that make Kentucky more competitive for additional federal grants. Examples include NASA EPSCoR providing seed funding that led to the development of Space Tango, and NSF EPSCoR providing seed funding for a Multiscale Nano-manufacturing node at UofL and UK, one of 16 nationally recognized nodes that help industry. EPSCoR recognizes that students need access to scientific expertise in every state to prepare for jobs of the future. Overall 1,400 Kentucky college students have participated in NASA Kentucky team research projects since 2010. NSF and NASA require research focused in areas tied to an economic development plan.

KY NSF EPSCoR – The Cabinet provides the federally required 20% match for the five-year, \$20 million Track I grant (Kentucky Advanced Manufacturing Partnership for Enhance Robotics). The grant and match have continued to fund research on materials and robotics in support of manufacturing consistent with a statewide economic strategy. The grant and resultant research have contributed to participating institutions securing nearly \$20 million in additional follow-on funding for 32 associated projects (seven in during the reporting period) over the first four years of the grant. In addition to generating exciting research, participants have filed 33 patents (five in the reporting period) and executed six licenses since the grant was secured. During the reporting period, grant funds have created/supported 156 jobs. On average, about 200 positions per year have been funded through the grant, along with supporting 15 postdocs, 50 graduate students and 121 undergraduates. Seven students also participated in the EPSCoR Internship program at Kentucky-based companies during the past fiscal year.

KY NASA EPSCoR – During the current biennium, the NASA KY programs directly supported 106 aerospace-related projects for 68 faculty and project leads at 19 KY colleges, universities, businesses and STEM Education programs, and 102 students for paid research positions. Recent NASA Economic Impact Studies indicate that, overall, NASA grants and contracts in the state annually support over \$33 million in economic output impact, 165 KY jobs and \$1 million in KY tax revenue.

The NASA KY programs achieved 1:23 ROI in relation to \$2.9 million in state match funding dating back to 2018 and over \$68 million in follow-on federal funding to program participants in recent years. In the current biennium, NASA KY programs received \$1 million in state match for \$6,577,101 in federal projects that require cost-share. This funding contributed to match requirements for 5 Federal projects authorized by Congress and sponsored by NASA [NASA EPSCoR RID, NASA EPSCoR RA (3), NASA Space Grant]. The program successfully competed for 7 additional NASA awards for \$1,510,000 in funding and secured a value of \$2,146,743 in institutional cost-share commitments from Kentucky universities and science centers. This leveraged match, including the base awards plus institutional commitments and additional awards, has a 1:10 ROI for the biennium.

- ROI of 1:10 for current biennium
- ROI of 1:23 for follow-on projects over 6 years
- 106 KY aerospace-related projects and 102 KY jobs

KY DOE EPSCoR (No current-year award): An implementation award was announced in July 2023 for a team led by the University of Kentucky for the project: Understanding how materials selection and pattern geometry impact light-matter interactions in nanoscale magnets arrays. The grant also includes involvement of Transylvania University, Centre College, and University of Delaware. The total awarded for the first two years is \$2.75 million, with a \$100,000 state matching commitment. The anticipated direct return on investment exceeds 20:1. This does not consider the significant additional support that would come for a renewal after the first two years. Such a renewal has the potential of \$2.5 million per year for four additional years, nor the potential impact and future grants that would be enabled by the infrastructure and new faculty that will be a direct consequence of this grant.

Funding and High-Tech Business Development

Kentucky Enterprise Fund Program

The Kentucky Enterprise Fund Program - managed by Keyhorse Capital, the investment arm of KSTC - invests in and provides other resources to seed and early-stage companies to build strong technology-based companies in Kentucky.



A core part of the Kentucky Enterprise Fund Program is the Kentucky Enterprise Fund (KEF), which invests in seed and early-stage companies developing products and/or services targeting the life sciences, IT/Software, materials and manufacturing, environment and energy markets, and other early-stage high growth and scalable businesses. The programs function in accordance with the guidelines provided in the Kentucky Innovation Act. Those guidelines (K.R.S. §164.6021) are as follows:

- Grants and funding of up to \$50,000 for companies exploring the feasibility of technology commercialization or projects related to feasibility studies, such as incubator and accelerator programs;
- Funding of up to \$250,000 for companies in the concept development phase of technology commercialization; and,
- Funding of up to \$500,000 for companies advancing and promoting the program goals.

Applicants to KEF undergo a thorough due diligence process that includes research and analysis of the applicant's management team, technology, product/service, target market, business model, financials, competitive advantages, and competitive barriers.

To date, counting investments and other grants made, KEF has made more than \$45 million in investments in Kentucky companies that have attracted more than \$1.5 billion in follow-on capital and created jobs with an average annual salary of \$90,000.

Applications and Awards by Fiscal Year

	FY02-20	FY21	FY22	FY23	TOTAL
Applications Reviewed	1791	55	115	199	2160
Funds Requested	\$ 161,659,921	\$ 14,207,000	\$ 26,888,250	\$ 67,466,541	\$ 270,221,712
Number of Awards	678	32	47	54	811
Amount of Awards	\$ 50,370,441	\$ 4,675,000	\$ 4,723,250	\$ 5,115,041	\$ 64,883,732

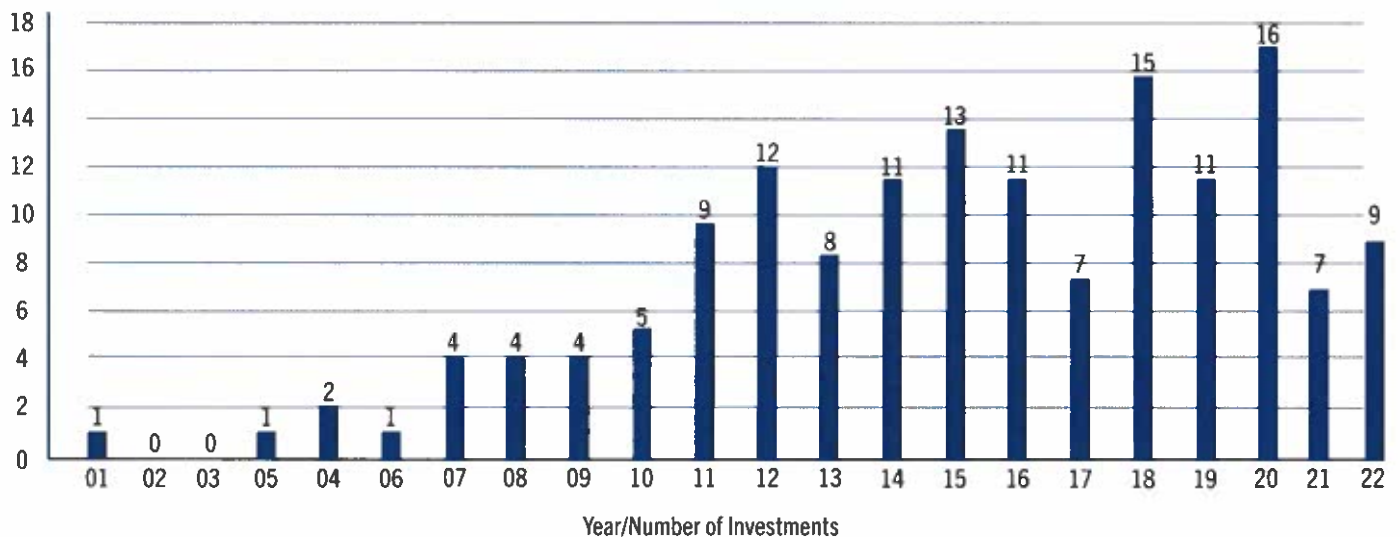
SEE APPENDIX B FOR KEF PORTFOLIO INFORMATION

Commonwealth Seed Capital (CSC)

Commonwealth Seed Capital, LLC (CSC) was established by the Kentucky Economic Development Partnership Board and as an independent, non-profit fund that makes investments in early-stage Kentucky businesses and other funds that do the same to facilitate the commercialization of innovative ideas and technologies. Over the reporting period, CSC continued to foster Kentucky’s brightest ideas while continuing to prioritize transparency, responsibility, high tech, and strong growth as a non-government entity overseen by the state. All CSC results are for calendar year 2022.



CSC Direct Company Investments by Year



[SEE APPENDIX C FOR CSC PORTFOLIO INFORMATION](#)

Kentucky New Energy Ventures Fund

The Kentucky New Energy Ventures Fund (KNEV) was included in House Bill 1 of the Extraordinary Session of the 2007 Kentucky General Assembly for the purpose of enabling Kentucky-based companies to undertake research, development, and commercialization in the field of alternative fuels and renewable energy. The \$5 million KNEV fund, since 2008, has funded 23 grants and 8 investments awarded to companies for a total of \$3.2 million in funding. No awards were issued during the reporting period.

High-Tech Pool Program

The High-Tech Pool Program (HTP), administered by KY Innovation, has used funds since January 2003 to assist companies and projects throughout the Commonwealth that work to support technology-based companies. All funding must be approved by the Kentucky Economic Development Finance Authority (KEDFA). No awards were issued during the reporting period.

[SEE APPENDIX D FOR HISTORICAL INFORMATION ABOUT HTP RECIPIENTS](#)

Kentucky Angel Investment Act

The Kentucky Angel Investment Tax Credit (KAITC) program began in January 2015. Subject to a statutory limit of \$3,000,000 per calendar year, the program provides up to \$200,000 in non-refundable income tax credits to qualified individual investors. The purpose of this program is to encourage investments in Kentucky small businesses, create additional jobs, and promote the development of new products and technologies.

Qualified Small Businesses, as defined in the guidelines, must be engaged in bioscience, environmental and energy technology, health and human development, information technology and communications, materials science and advanced manufacturing, or other new economy knowledge based activity.

Qualified individual investors making qualified investments in qualified small businesses may be eligible for a tax credit of up to 40 percent of their investment in counties with high unemployment rates, or enhanced counties, and 25 percent in all other counties.

Applications were not accepted during calendar year 2020 pursuant to statutory changes. Following the legislative re-enactment of the program, KY Innovation resumed processing KAITC applications for Qualified Small Businesses, Qualified Investors, and Qualified Investments received on or after January 4, 2021.

From July 1, 2022, through June 30, 2023, a total of \$1,772,101 in Angel Investment Tax Credits were approved.

FY22 Kentucky Angel Investment Tax Credit (KAITC)

\$7,773,458 Projected Angel Investment	\$7,288,465 Actual Angel Investment	\$1,908,361 Projected Tax Credit	\$1,772,101 Actual Angel Credit
--	---	--	---

The KY Angel Investment Tax Credit program is vital to the Kentucky entrepreneurship community. It incentivizes local investors to support growing start-ups in Kentucky. Having a program like this in place will continue to encourage more businesses to start right here in Kentucky.

- Brittany Harris, Rave On Sports

[SEE APPENDIX E FOR DETAILS ABOUT KAITC RECIPIENTS](#)

Small Business Incentives and Development

KY Small Business Tax Credit (KSBTC) Program

The Kentucky Small Business Tax Credit (KSBTC) program allows eligible small businesses paying taxes imposed by KRS 141.020 (income tax on individuals), KRS 141.040 (corporation income tax), or KRS 141.0401 (limited liability entity tax) to apply for a Kentucky state income tax credit. Subject to a statutory limit of \$3,000,000 per state fiscal year, this program provides a non-refundable state income tax credit for small businesses that create and fill one or more eligible positions and invest \$5,000 or more in qualifying equipment or technology.

Applicants are eligible to receive a tax credit in an amount not to exceed the lesser of 1) \$3,500 per eligible position; or 2) the total dollar amount invested in qualifying equipment or technology. Applicants are also subject to a \$25,000 maximum tax credit cap per applicant for each calendar year. Since 2011, the KSBTC program has authorized **\$13,058,814** of tax incentives for **894** recipients, with **3,880** estimated new jobs. During the reporting period, **\$1,501,900** of tax incentives for **158** recipients, with **446** new jobs, were authorized.

Authorized KSBTC Program Totals



[SEE APPENDIX F FOR KSBTC RECIPIENTS](#)

Kentucky Small Business Credit Initiative (KSBCI)

Through the Small Business Jobs Act of 2010, the Cabinet applied for and received approval for \$15.5 million to create the Kentucky Small Business Credit Initiative (KSBCI). In April of 2017, KEDFA authorized an additional \$5 million of bond funds from the KEDFA loan pool to fund projects through the KSBCI program.

As it relates to KSBCI, it is worth noting that Section 3301 of the American Rescue Plan Act of 2021 reauthorized the State Small Business Credit Initiative, providing \$10 billion to implement the second round of this program. (See next section). Kentucky's allotment for this second round of KSBCI 2.0 funding was approved by the U.S. Department of Treasury in February 2023.

Of Kentucky's \$117 million allotment, 30% will be used for loan support through KSBCI Participating Lenders and 70% is for venture capital equity investments in high growth companies. The KSBCI 2.0 venture capital funds will be managed by Kentucky Science and Technology Corporation's seed-stage venture capital firm, Keyhorse Capital.

Kentucky Small Business Credit Initiative 1.0 (KSBCI)

KSBCI 1.0 includes three distinct credit enhancement programs designed to generate jobs and increase the availability of credit to small businesses by reducing the risk participating lenders, credit unions, and community development financial institutions assume. KSBCI 1.0 leverages funding from these private lenders to help finance creditworthy small businesses that would typically fall just outside a lender's normal underwriting standards.

As of June 30, 2023, KSBCI has provided over \$22.5 million of support to projects totaling over \$182 million. During the reporting period, KSBCI provided \$457,360 of support to projects totaling over \$3 million. There are 49 KSBCI participating lenders across the state, including banks, CDFIs, and credit unions.

[SEE APPENDIX G FOR KSBCI 1.0 RECIPIENTS](#)

Kentucky Small Business Credit Initiative 2.0 (KSBCI 2.0)

KSBCI 2.0 Lending Programs

Credit enhancement programs currently available through KSBCI 2.0 are:

Kentucky Loan Participation Program: Allows the Kentucky Economic Development Finance Authority (KEDFA) to purchase up to twenty percent (20%) of a small business loan to support a participating lender to originate much larger loans that, on its own, would not have been possible.

Kentucky Collateral Support Program: Provides a pledged asset (cash collateral account) to an enrolled lender of up to 20% of their loan in order to enhance the collateral coverage of a small business borrower that is otherwise qualified but unable to meet the lender's security requirements.

KSBCI 2.0 promotes entrepreneurship, job creation and equitable access to capital. To increase equitable access to capital, KSBCI 2.0 offers enhanced collateral support of up to 50% on projects where the borrowers identify as Socially or Economically Disadvantaged Individuals (SEDI), Very Small Businesses (VSB), or Disaster Relief Affected Businesses (DRAB).

KY Innovation has actively promoted KSBCI 2.0 to lenders with in-person presentations at the Kentucky Area Development District (ADD) offices across the Commonwealth. KSBCI 2.0 Lender Enrollment and Loan Enrollment is now available online.

There are currently 49 KSBCI participating lenders across the state, including banks, CDFIs, and credit unions. Two KSBCI 2.0 loans have been approved but not yet closed by June 30, 2023.

KSBCI 2.0 Venture Capital Programs

Up to 70% of Kentucky's KSBCI 2.0 allotment will be directed toward creating early-stage venture capital programs. As with KSBCI 2.0 lending programs, there is an emphasis on expanding access to capital, including Socially or Economically Disadvantaged Individuals (SEDI), Very Small Businesses (VSB), or Disaster Relief Affected Businesses (DRAB).

The Cabinet, which cannot take an equity stake in private companies, contracts with the Kentucky Science and Technology Corporation and its venture capital arm, Keyhorse Capital, to manage the equity investment process. There are currently two KSBCI 2.0 venture programs available in Kentucky:

The Kentucky Matching Ventures Fund: The Kentucky Ventures Fund makes direct investments in early to growth stage, technology-based companies in Kentucky seeking private equity funding from angel and venture capital investors for working capital, growth, and expansion.

Funding may be available to Kentucky-based companies that meet the following criteria:

- Currently raising capital via equity or convertible debt
- Have 1:1 or greater investment commitment from private investors
- Fewer than 500 employees
- The ability to grow and scale your business

The Kentucky Strategic Ventures Fund: The Kentucky Strategic Ventures Fund provides matching investments in proven, professionally managed private equity and venture capital funds, located either within or outside of Kentucky, that commit to aggressive and visible deal prospecting and direct investment in Kentucky companies.

Funding may be available to firms that meet the following criteria:

- Currently raising capital via SEC-approved venture capital funds
- Have 10:1 or greater investment commitment from private investors
- Are investing in Kentucky-based businesses with fewer than 500 employees

As of June 30, 2023, Keyhorse Capital and the Cabinet were working collaboratively to design and implement an investment process that adheres to the compliance standards of the U.S. Department of Treasury and the Commonwealth. Multiple deals were expected to be completed in early FY 24.

Kentucky KY APEX Accelerator

Formerly Kentucky Procurement Technical Assistance Center (KYPTAC)

The KY APEX Accelerator program, known until December 2022 as Kentucky Procurement Technical Assistance Center (KYP-TAC), promotes inclusive economic development by assisting companies with providing products and/or services to federal, state, and local governments. KY APEX Accelerator is funded in part by a cooperative agreement with the federal Department of Defense and is supported by KY Innovation via matching funds. KY APEX Accelerator's agreement with KY Innovation is managed by KSTC. In addition to helping small businesses prepare to compete for public contracts, KY APEX Accelerator professionals provide expert guidance on topics ranging from acquisition procedures and policies to cybersecurity. All services to Kentucky businesses are provided at no cost to the business owner. KY Innovation's matching funds are allocated to staffing for KY APEX Accelerator's statewide counseling services. Offices are currently located in Paducah, Bowling Green, Louisville, Lexington (headquarters), Elizabethtown, Covington, and Morehead.

During the Reporting Period



Kentucky Selling Farmer Tax Credit (KSFTC)

The Kentucky Selling Farmer Tax Credit (KSFTC) program encourages continued use of agricultural land for farming by granting tax credits to selling farmers who agree to sell agricultural land and assets to beginning farmers. Farmers wanting to sell agricultural land and assets may be eligible for a Kentucky income tax credit up to 5% of the purchase price of qualifying agricultural assets, subject to a \$25,000 calendar year cap and a \$100,000 lifetime cap. The statutory program requirements are set forth in KRS 154.60-040. Sales involving immediate family members do not qualify for tax credit consideration.

Tax credits awarded through this program may be claimed against the Kentucky individual income tax imposed by KRS 141.020, the corporation income tax imposed by KRS 141.040, and the limited liability entity tax imposed by KRS 141.0401. The tax credits are non-refundable, but unused credits may be carried forward up to five years.

The total combined allocation of tax credits available for both the Kentucky Selling Farmer Tax Credit program and the Kentucky Small Business Tax Credit program is \$3,000,000 per fiscal year. Both programs draw from the same tax credit pool. During the reporting period, a total of \$70,000 in credits were approved.

[SEE APPENDIX H FOR KSFTC RECIPIENTS](#)

State Trade Expansion Program (STEP) & Kentucky Export Initiative (KEI)

The Small Business Jobs Act of 2010 created STEP in partnership with U.S. states and territories to assist small businesses with entering and expanding into international markets.

The Kentucky Cabinet for Economic Development (CED) receives an annual or bi-annual competitive financial award from the Small Business Administration (SBA). The Cabinet then matches a percentage of funding. Eligible Kentucky small businesses are admitted into STEP through an application process and receive reimbursement awards for allowable activities. The Cabinet submits quarterly reports on disbursements and outcomes of grant activity to the SBA.

Following Kentucky's entry into the STEP program in 2011, the Cabinet for Economic Development created the Kentucky Export Initiative (KEI) to unite and streamline efforts of Kentucky's international trade partners. The initiative's focus is to assist Kentucky companies increase their revenue by finding new markets for their products, with the expectation that increased revenue will create new jobs, retain current employees, and boost GDP.

The KEI website serves as the central online location of resources for Kentucky exporters. The STEP application, identification of federal and state agencies' in the collaboration and their resources, export facts, and events such as training, trade show and trade mission opportunities posted on the site make it easy for businesses to find information on exporting and connect with KEI partners for export assistance.

Kentucky exported nearly \$34.5 billion of its goods and services to 205 countries in 2022. According to the latest available data, Kentucky exports supported over 106,483 Kentucky jobs (2020). The total of all commodities exported in 2022 was a 15.70% increase over 2021. Kentucky continues to regain the momentum and success that saw the Commonwealth prior to the COVID19 pandemic and onset of tariffs.

Kentucky companies continued to show strong interest in the STEP grant. For example, companies claimed reimbursements on export activities such as exhibiting at international trade shows, foreign market sales visits, shipping product samples, subscribing to U.S. Commercial Service resources, export training and others identified as allowable by the SBA.

In May 2023, CED submitted a written proposal in response to the nationally competitive SBA notice of funding opportunity (NOFO) STEP Year 11 FY 23 for \$400,000 federal funds with \$133,000 CED matching funds for a 24-month grant. The STEP Year 11 grant was later awarded in September 2023. The Cabinet was awarded \$400,000 for STEP Year 10 in September 2022 through the same process.

State Trade Expansion Program				
Step Grant Year	Performance Period of Awards	Number of Reimbursements	Number of Participating Companies	Amount Reimbursed
9	September 30,2020- September 29 2022	95	39	\$297,500
10	September 30,2022- September 29 2024	53 (3 quarters)	32 (3 quarters)	\$185,915.80 (3 quarters)

STEP Testimonials

The STEP grant has enabled me to meet with the academic researchers that are driving fashion technology...Thank you for making this extended trip for customer discovery and developing deep industry partnerships in Berlin happen for us.

Susan Spencer, Seamly Systems

With the funds we have been able to recover through STEP, we have been able to allocate more funds to grow the business even further in and outside of target markets.

Heather Cage, Shamrock Marketing, Inc.

Since 2014, the STEP grant has supported our efforts in growing our business globally. The grant has reimbursed us for allowable expenses related to current customers we export to and new potential customers. The STEP grant continues to reframe allowed reimbursable expenses that allow us to compete internationally and grow our global business.

Debra Dudley, Oscarware

Metals Innovation Initiative (MI2)

In FY 22, MI2 convened a founding set of eight Kentucky metals companies to explore open, collaborative, pre-competitive, de-risked innovation on behalf of the metals industry in the Commonwealth, a first-of-its-kind organization in the U.S. metals industry and in the state. Since that time, the organization has expanded to 13 metals industry members. MI2 has also focused on bringing the Kentucky metals industry more top-of-mind for key ecosystem partners in the Commonwealth—including state government, universities, economic developers, workforce developers, and others.



In FY 23, MI2 brought those ecosystem partners together with metals companies in FY 23 to plan key initiatives like the inaugural MI2 Annual Conference, scheduled for September 2023 focused on “The Factory of the Future” and the creation of a Kentucky metals industry guide, a collaborative effort with the Cabinet for Economic Development scheduled for publication during that conference.

The partnerships have allowed the metals industry to have a significant seat at the table in key strategic development initiatives in Kentucky and the region, including the Kentucky/Tennessee Generating Advanced Manufacturing Excellence for Change (GAME Change) coalition supported by a National Science Foundation (NSF) Engines development grant, as well as the Kentucky-led coalition, also including Ohio and West Virginia, and focused on additive manufacturing. That project is a finalist for an NSF Engines grant expected to be announced in FY24. MI2 is also a part of the “Job Quality Academy” Kentucky team working with the U.S. Department of Labor, and US Economic Development Administration Tech Hub proposals for tech economic development in the Louisville/Lexington/Frankfort area and in the Bowling Green area.

MI2 continues to build initiatives around the focus areas of talent attraction and development and sustainability.

MI2 receives funding on a reimbursement basis from the Cabinet through an agreement managed by Kentucky Science and Technology Corporation.



APPENDICES

Appendix A: SBIR-STTR Matching Funds Recipients (Rounds 1-40)

Award Year	Company (in reverse chronological order)	Technology Area	Matching Grant
1/2023	1109 Bravo LLC	Health and Human Development	\$150,000.00
1/2023	Adelphi Technology, LLC	Environmental and Energy Technology	\$150,000.00
1/2023	CircCure Corporation	Health and Human Development	\$100,000.00
1/2023	Covert Defenses LLC	Environmental and Energy Technology	\$100,000.00
1/2023	Lepidext, Inc.	Bioscience	\$100,000.00
1/2023	Thermisoln, LLC	Materials Science and Advanced Manufacturing	\$100,000.00
1/2023	vCardio, Inc.	Health and Human Development	\$90,777.00
1/2023	Wicked Sheets, LLC	Health and Human Development	\$98,650.00
7/2022	3P Biotechnologies, Inc	Bioscience	\$99,920
7/2022	Aviation Saftey Resources Inc.	Materials Science and Advanced Manufacturing	\$149,478
7/2022	CreoSalus Inc.	Health and Human Development	\$149,699.00
7/2022	Gen Nine, Inc.	Information Technology and Communications	\$100,000
7/2022	Invictus Informatics, LLC	Bioscience	\$99,973
7/2022	Orb Technologies LLC	Environmental and Energy Technology	\$150,000
7/2022	Pascal Tags, Inc.	Materials Science and Advanced Manufacturing	\$150,000
1/2022	AmDX PrognostX Incorporated, Inc.	Human Health and Personalized Medicine	\$80,000
1/2022	Bluegrass Advanced Materials, LLC	Environmental and Energy Technologies	\$80,000
1/2022	Carina Medical LLC	Human Health and Personalized Medicine	\$140,000
1/2022	Hexalayer LLC	Environmental and Energy Technologies	\$140,000
1/2022	Hummingbird Nano, Inc.	Materials Science and Advanced Manufacturing	\$80,000
1/2022	Lepidext Inc.	Agriculture and Bioscience	\$80,000
1/2022	RalphVR, Inc.	Information Technology and New Media	\$80,000
1/2022	Signal Solutions, LLC	Agriculture and Bioscience	\$140,000
1/2022	Synaptex LLC	Human Health and Personalized Medicine	\$80,000
7/2021	Active Therapy Systems, LLC	Human Health and Personalized Medicine	\$80,000
7/2021	Adelphi Technologies, LLC	Environmental and Energy Technologies	\$80,000
7/2021	HealthTech Solutions, Inc.	Information Technology and New Media	\$125,000
7/2021	Hitron Technologies, Inc.	Environmental and Energy Technologies	\$125,000
7/2021	Inquiry Technologies, LLC	Information Technology and New Media	\$125,000

Appendix A: SBIR-STTR Matching Funds Recipients (Rounds 1-40)

Award Year	Company (in reverse chronological order)	Technology Area	Matching Grant
7/2021	Kentucky Imaging Technologies, LLC	Human Health and Personalized Medicine	\$80,000
7/2021	MEMStim, LLC	Materials Science and Advanced Manufacturing	\$125,000
7/2021	VerraGlo, LLC	Agriculture and Bioscience	\$80,000
7/2021	Wild Dog Physics, LLC	Human Health and Personalized Medicine	\$80,000
7/20	Pascal Tags, LLC	Materials Science and Advanced Manufacturing	\$120,000
7/20	PowerTech Water, Inc.	Environmental and Energy Technologies	\$290,000
7/20	Advanced Energy Materials, LLC	Materials Science and Advanced Manufacturing	\$290,000
7/20	MEMStim, LLC	Materials Science and Advanced Manufacturing	\$290,000
7/20	Bioptics Technology, LLC	Human Health and Development	\$120,000
7/20	Cloverleaf.me.Inc.	Information Technologies and Communication	\$290,000
7/19	Enomalies, LLC	Information Technologies and Communication	\$461,000
7/19	Hexalayer, LLC	Environmental and Energy Technologies	\$150,000
7/19	Carina Medical, LLC	Human Health and Development	\$150,000
7/19	Brockman-Hastings, LLC	Human Health and Development	\$500,000
7/19	Lagrange Scientific, LLC	Human Health and Development	\$150,000
2018	Bluegrass Advanced Materials, LLC	Human Health and Development	\$500,000
2018	PowerTech Water, Inc.	Environmental and Energy Technologies	\$150,000
2018	Signal Solutions, LLC	Biosciences	\$150,000
2018	Active Therapy Systems LLC	Human Health and Development	\$150,000
2018	Lepidext L.L.C.	Biosciences	\$100,000
2018	Liberate Medical, LLC	Human Health and Development	\$112,387
2018	Enepret Incorporated	Biosciences	\$142,584
2018	Bert Thin Films, LLC	Environmental and Energy Technologies	\$249,994
2018	Endoscopy Assist Devices, LLC	Human Health and Development	\$150,000
2018	Gismo Therapeutics Inc.	Human Health and Development	\$500,000
3/17	MosquitoMate Inc	Biosciences	\$281,483
3/17	Brockman Hastings LLC	Human Health and Development	\$312,500
3/17	Advanced Energy Materials, LLC	Materials Science and Advanced Manufacturing	\$343,080

Appendix A: SBIR-STTR Matching Funds Recipients (Rounds 1-40)

Award Year	Company (in reverse chronological order)	Technology Area	Matching Grant
3/17	MEMStim, LLC	Materials Science and Advanced Manufacturing	\$417,425
3/17	GISMO Therapeutics Inc	Human Health and Development	\$150,000
9/16	PowerTech Water, LLC	Materials Science and Advanced Manufacturing	\$397,194
9/16	Advanced Energy Materials, LLC	Materials Science and Advanced Manufacturing	\$150,000
9/16	Liberate Medical LLC	Human Health and Development	\$250,000
9/16	IOP Technologies, LLC	Environmental and Energy Technologies	\$124,901
9/16	ORB Technologies, LLC	Environmental and Energy Technologies	\$150,000
9/16	Hera Testing Labs, Inc.	Human Health and Development	\$400,000
9/16	Lumenari (fka EIE Materials, Inc.)	Materials Science and Advanced Manufacturing	\$255,443
9/16	UHV Technology, Inc.	Human Health and Development	\$400,000
7/1/16	Pyrochem Catalyst Company	Materials Science and Advanced Manufacturing	\$390,000
7/1/16	Hummingbird Nano Inc.	Materials Science and Advanced Manufacturing	\$268,838
7/1/16	Mercury Data Systems,	Information Technology and Communications	\$378,332
4/1/16	TutorGen, Inc.	Information Technology and Communications	\$487,500
4/1/16	Odorcept, LLC	Biosciences	\$150,000
4/1/16	RedLeaf Biologics, Inc.	Biosciences	\$150,000
1/1/16	Inquiry Technologies, LLC	Information Technologies and Communication	\$99,995
1/1/16	FasCure Therapeutics, LLC	Biosciences	\$150,000
1/1/16	Ncolalde R&D LLC	Information Technologies and Communication	\$106,486
1/1/16	Endo Protech Inc.	Human Health and Development	\$500,000
1/1/16	Rosellini Scientific, LLC	Biosciences	\$150,000
1/1/16	PGXL Technologies, LLC	Biosciences	\$150,000
10/1/15	Twin Star TDS, LLC	Biosciences	\$150,000
10/1/15	Signal Solutions, LLC	Biosciences	\$499,987
10/1/15	UHV Technology Inc.	Human Health and Development	\$150,000
10/1/15	True Secure SCADA, LLC	Information Technology & Communications	\$148,721
10/1/15	ORB Technologies, LLC	Environmental and Energy Technologies	\$99,993
10/1/15	PowerTech Water, LLC	Environmental and Energy Technologies	\$150,000

Appendix A: SBIR-STTR Matching Funds Recipients (Rounds 1-40)

Award Year	Company (in reverse chronological order)	Technology Area	Matching Grant
10/1/15	UHV Technology, Inc.	Materials and Advanced Manufacturing	\$491,000
10/1/15	EIE Materials, Inc. (dba Lumenari)	Materials and Advanced Manufacturing	\$474,246
10/1/15	Gen Nine, Inc.	Information Technology and Communications	\$500,000
10/1/15	Biomedical Development Corporation	Human Health and Development	\$500,000
10/1/15	Sunstrand, LLC	Materials and Advanced Manufacturing	\$262,496
10/1/15	Exscien	Biosciences	\$500,000
7/1/15	Lakota Technical Solutions, Inc.	Information Technology and Communication	\$499,958
7/1/15	Hera Testing Labs	Human Health and Development	\$500,000
7/1/15	Hera Testing Labs	Human Health and Development	\$225,000
7/1/15	GISMO Therapeutics, Inc.	Human Health and Development	\$224,997
7/1/15	TutorGen, Inc.	Information Technology and Communications	\$225,000
7/1/15	TherapyX, Inc.	Biosciences	\$271,000
4/1/15	Bert Thin Films, LLC	Materials and Advanced Manufacturing	\$150,000
4/1/15	Amelgo, LLC	Biosciences	\$228,215
4/1/15	Naowise	Environmental and Energy Technologies	\$149,784
4/1/15	MosquitoMate Inc.	Biosciences	\$150,000
4/1/15	Okeanos Technologies, Inc	Environmental and Energy Technologies	\$215,930
4/1/15	3P Biotechnologies, Inc.	Human Health and Development	\$150,000
1/1/15	Advanced Genomic Technologies	Human Health and Development	\$500,000
1/1/15	Advanced Energy Materials, LLC	Materials Science and Advanced Manufacturing	\$483,003
1/1/15	Mercury Data Systems, Inc.	Information Technology and Communications	\$499,760
1/1/15	Innovative Diagnostics, Inc.	Human Health and Development	\$150,000
1/1/15	Pyrochem Catalyst Company	Materials and Advanced Manufacturing	\$150,000
1/1/15	Twin Star TDS	Biosciences	\$150,000
1/1/15	MEMStim, LLC	Materials and Advanced Manufacturing	\$150,000
1/1/15	Gen9, Inc.	Information Technology and Communications	\$150,000
1/1/15	nGimat, LLC	Materials and Advanced Manufacturing	\$499,978
10/1/14	Liberate Medical, LLC	Human Health and Development	\$149,092
10/1/14	Gradient Engineering, Inc.	Materials Science and Advanced Manufacturing	\$487,490
10/1/14	MosquitoMate, Inc.	Biosciences	\$497,894

Appendix A: SBIR-STTR Matching Funds Recipients (Rounds 1-40)

Award Year	Company (in reverse chronological order)	Technology Area	Matching Grant
10/1/14	Minerva Systems & Technologies, LLC	Information Technology and Communications	\$149,999
10/1/14	Hummingbird Nano, Inc	Materials Science and Advanced Manufacturing	\$149,265
7/1/14	Science Tomorrow, LLC	Materials Science and Advanced Manufacturing	\$500,000
7/1/14	UHV Technologies, Inc. (dba NanoRANCH Environmental Systems, Inc.	Environmental and Energy Technologies	\$499,995
7/1/14	W-Z BioTech, LLC	Human Health and Development	\$148,843
4/1/14	Tribo Flow Separations, LLC	Environmental and Energy Technologies	\$150,000
4/1/14	WaveTech, LLC	Materials Science and Advanced Manufacturing	\$150,000
4/1/14	Angiomics, Inc.	Biosciences	\$99,506
4/1/14	Sequela, LLC	Human Health and Development	\$500,000
4/1/14	Louisville Biosciences, Inc.	Biosciences	\$249,913
4/1/14	Kentucky Imaging Technologies, LLC	Human Health and Development	\$148,821
4/1/14	PGXL Technologies, LLC	Biosciences	\$149,910
4/1/14	Info Beyond Technologies, LLC	Information Technology and Communications	\$150,000
4/1/14	Mercury Data Systems, Inc.	Information Technology and Communications	\$147,908
4/1/14	AllTranz, Inc.	Biosciences	\$500,000
4/1/14	TutorGen, Inc.	Information Technology and Communications	\$150,000
4/1/14	GISMO Therapeutics, Inc.	Biosciences	\$150,000
1/1/14	Bluegrass Advanced Materials, LLC	Biosciences	\$149,973
1/1/14	CitiLogics, Inc.	Environmental and Energy Technologies	\$150,000
1/1/14	nGimat, LLC	Materials Science and Advanced Manufacturing	\$500,000
1/1/14	Care Team Solutions, LLC	Human Health and Development	\$150,000
1/1/14	Advanced Genomic Technologies, LLC	Human Health and Development	\$150,000
1/1/14	eNomalies, LLC	Information Technologies and Communications	\$150,000
1/1/14	Noveratech, LLC	Human Health and Development	\$150,000
1/1/14	Okeanos Technologies, Inc.	Environmental and Energy Technologies	\$146,100

Appendix A: SBIR-STTR Matching Funds Recipients (Rounds 1-40)

Award Year	Company (in reverse chronological order)	Technology Area	Matching Grant
10/1/13	Mercury Data	Information Technology and Communications	\$146,043
10/1/13	Care Team Solutions, LLC	Human Health and Development	\$149,307
10/1/13	Apiq Semiconductor, LLC	Materials Science and Advanced Manufacturing	\$150,000
10/1/13	Bauer Labs, LLC	Human Health and Development	\$150,000
10/1/13	Multi Scale Solutions, Inc.	Biosciences	\$149,982
10/1/13	Directed Energy, Inc.	Materials Science and Advanced Manufacturing	\$499,990
10/1/13	Entrepreneurial Innovation	Information Technology and Communications	\$150,000
10/1/13	Twin Star TDS	Biosciences	\$500,000
10/1/13	Tier1 Performance Solutions	Information Technology and Communications	\$499,972
10/1/13	Cytoinformatics, LLC	Information Technology and Communications	\$150,000
10/1/13	Nicolalde R&D LLC	Human Health and Development	\$142,603
10/1/13	Orthopeutics, LP	Biosciences	\$150,000
10/1/13	Science Tomorrow, LLC	Materials Science and Advanced Manufacturing	\$149,191
7/1/13	Naprogenix, Inc.	Biosciences	\$499,684
7/1/13	Alkymos, Inc.	Human Health and Development	\$213,542
7/1/13	Signal Solutions, LLC	Biosciences	\$150,000
7/1/13	NOHMs Technologies, Inc.	Environmental and Energy Technologies	\$325,000
4/1/13	Advanced Energy Materials	Materials Science and Advanced Manufacturing	\$150,000
4/1/13	Vindico NanoBioTechnology, Inc.	Biosciences	\$150,000
1/1/13	New Global Systems for Intelligent Transportation Management	Information Technology and Communications	\$500,000
1/1/13	Hitron Technologies, Inc.	Materials Science and Advanced Manufacturing	\$250,000
1/1/13	SCR, Inc.	Human Health and Development	\$500,000
1/1/13	CoPlex Therapeutics	Biosciences	\$99,791
1/1/13	NuForm Materials, LLC	Human Health and Development	\$149,998
1/1/13	3P Biotechnologies, Inc.	Human Health and Development	\$150,000
1/1/13	Four Tigers, LLC	Human Health and Development	\$317,040
1/1/13	Advanced Cancer Therapeutics	Human Health and Development	\$150,000

Appendix A: SBIR-STTR Matching Funds Recipients (Rounds 1-40)

Award Year	Company (in reverse chronological order)	Technology Area	Matching Grant
10/1/12	EndoProtech, Inc.	Human Health and Development	\$150,000
10/1/12	Biomedical Development Corporation	Human Health and Development	\$299,915
10/1/12	Biomedical Development Corporation	Human Health and Development	\$150,000
10/1/12	Minerva Systems & Technologies, LLC	Information Technology and Communications	\$148,260
10/1/12	MosquitoMate, Inc.	Biosciences	\$150,000
10/1/12	AllTranz, Inc.	Biosciences	\$150,000
10/1/12	Rigid Solutions, LLC	Materials Science and Advanced Manufacturing	\$149,999
10/1/12	Okeanos Technologies, Inc.	Environmental and Energy Technologies	\$79,264
7/1/12	Noveratech	Human Health and Development	\$150,000
7/1/12	Regenerex LLC	Biosciences	\$150,000
7/1/12	Vindico NanoBio Technology Inc.	Biosciences	\$150,000
7/1/12	Brockman Hastings LLC	Human Health and Development	\$150,000
7/1/12	Innovative Energy Solutions	Environmental and Energy Technologies	\$252,810
7/1/12	Invenio Therapeutics	Biosciences	\$150,000
7/1/12	InfoBeyond LLC	Information Technology and Communications	\$256,783
7/1/12	TeleHealth Holdings LLC	Human Health and Development	\$100,000
7/1/12	TeleHealth Holdings LLC	Human Health and Development	\$150,000
4/1/12	Minerva Systems and Technologies LLC	Information Technology and Communications	\$337,018
4/1/12	Wilson's Cedar Point Farms	Biosciences	\$99,961
4/1/12	Sequela LLC	Human Health and Development	\$150,000
4/1/12	Alcomed Inc.	Biosciences	\$500,000
1/1/12	Amelgo LLC	Biosciences	\$100,000
1/1/12	Regenerex LLC	Biosciences	\$500,000
1/1/12	AMT Nano	Materials Science and Advanced Manufacturing	\$90,000
1/1/12	customKYnetics Inc.	Human Health and Development	\$494,458
1/1/12	Transposagen Biopharmaceuticals Inc.	Human Health and Development	\$500,000
1/1/12	Invenio Therapeutics	Human Health and Development	\$434,480
1/1/12	nGimat	Materials Science and Advanced Manufacturing	\$374,996

Appendix A: SBIR-STTR Matching Funds Recipients (Rounds 1-40)

Award Year	Company (in reverse chronological order)	Technology Area	Matching Grant
1/1/12	Tier1 Performance Solutions Inc.	Information Technology and Communications	\$396,000
1/1/12	Bexion Pharmaceuticals Inc.	Biosciences	\$500,000
10/1/11	ParaTechs Corporation	Human Health and Development	\$459,478
10/1/11	AllTranz Inc.	Biosciences	\$150,000
10/1/11	W-Z BioTech LLC	Human Health and Development	\$150,000
7/1/11	ATI, Inc.	Materials Science and Advanced Manufacturing	\$98,748
7/1/11	3H Company	Environmental and Energy Technologies	\$232,212
7/1/11	Advanced Genomic Technology	Health and Human Development	\$500,000
4/1/11	nGimat	Materials Science and Advanced Manufacturing	\$500,000
4/1/11	Orthopeutics	Health and Human Development	\$359,400
4/1/11	NaugaNeedles	Materials Science and Advanced Manufacturing	\$375,758
2/1/11	Alkymos	Biosciences	\$500,000
2/1/11	Advanced Energy Materials	Environmental and Energy Technologies	\$150,000
2/1/11	Alcomed	Health and Human Development	\$150,000
2/1/11	Scout Diagnostics	Biosciences	\$435,600
2/1/11	Global Quality Corp.	Information Technology and Communications	\$364,990
2/1/11	Louisville Biosciences	Biosciences	\$249,913
2/1/11	Bexion Pharmaceuticals	Health and Human Development	\$500,000
11/1/10	Transposagen Biopharmaceuticals	Biosciences	\$499,936
11/1/10	SureGene	Health and Human Development	\$365,579
11/1/10	Exatherm	Health and Human Development	\$500,000
11/1/10	ParaTechs Corp.	Health and Human Development	\$111,002
11/1/10	customKYnetics	Health and Human Development	\$147,783
11/1/10	NuForm Materials	Materials Science and Advanced Manufacturing	\$149,996
11/1/10	InfoBeyond Technology	Information Technology and Communications	\$99,000
7/1/10	Advanced Dynamics	Information Technology and Communications	\$364,999
7/1/10	Vindico NanoBio Technologies	Health and Human Development	\$100,000

Appendix A: SBIR-STTR Matching Funds Recipients (Rounds 1-40)

Award Year	Company (in reverse chronological order)	Technology Area	Matching Grant
7/1/10	Advanced Genomic Technologies	Biosciences	\$100,000
7/1/10	Talon Technologies	Materials Science and Advanced Manufacturing	\$99,996
7/1/10	3H Company	Environmental and Energy Technologies	\$267,786
7/1/10	Orthopeutics	Biosciences	\$408,000
7/1/10	nGimat	Materials Science and Advanced Manufacturing	\$500,000
3/1/10	NaugaNeedles	Materials Science and Advanced Manufacturing	\$100,000
3/1/10	Atkins and Pearce	Environmental and Energy Technologies	\$99,983
3/1/10	Oraceuticals	Biosciences	\$100,000
3/1/10	Vision Dynamics	Materials Science and Advanced Manufacturing	\$100,000
3/1/10	TiER1 Performance Solutions	Information Technology and Communications	\$395,000
1/1/10	Topasol	Materials Science and Advanced Manufacturing	\$251,000
1/1/10	Pharmacogenetics Diagnostic Laboratory	Biosciences	\$375,000
1/1/10	NuForm Materials	Materials Science and Manufacturing	\$314,000
1/1/10	SCR	Health and Human Development	\$430,000
1/1/10	ApolImmune	Biosciences	\$430,000
1/1/10	Four Tigers	Human Health and Development	\$100,000
1/1/10	3H Company	Environmental and Energy Technologies	\$99,989
1/1/10	Transposagen Biopharmaceuticals	Human Health and Development	\$100,000
1/1/10	NaugaNeedles	Materials Science and Manufacturing	\$100,000
10/1/09	SureGene	Human Health and Development	\$361,939
10/1/09	EndoProtech	Human Health and Development	\$270,000
10/1/09	Vision Dynamics	Materials Science and Manufacturing	\$250,000
10/1/09	Louisville Biosciences	Biosciences	\$99,801
10/1/09	Adaptive Intelligent Systems	Materials and Advanced Manufacturing	\$449,966
6/1/09	Advanced Dynamics	Information Technology and Communications	\$99,917
5/1/09	ParaTechs	Human Health and Development	\$100,000
4/1/09	Transposagen Biopharmaceuticals	Biosciences	\$100,000
4/1/09	NeoCytex Biopharmaceuticals	Biosciences	\$100,000

Appendix A: SBIR-STTR Matching Funds Recipients (Rounds 1-40)

Award Year	Company (in reverse chronological order)	Technology Area	Matching Grant
3/1/09	TiER1 Performance Solutions	Information Technology and Communications	\$99,982
3/1/09	Synergetic Technologies	Materials Science and Advanced Manufacturing	\$99,666
2/1/09	ATI	Materials Science and Advanced Manufacturing	\$99,838
2/1/09	3H Company	Environmental and Energy Technologies	\$99,998
1/1/09	Bexion Pharmaceuticals	Biosciences	\$99,965
11/1/08	Advanced Intelligent Systems	Materials Science and Advanced Manufacturing	\$100,000
11/1/08	ApolImmune	Biosciences	\$100,000
10/1/08	ApolImmune	Biosciences	\$500,000
10/1/08	Naprogenix	Biosciences	\$199,000
10/1/08	SCR	Human Health and Development	\$500,000
10/1/08	Pharmacogenetics Diagnostic Laboratory	Biosciences	\$500,000
9/1/08	Adaptive Intelligent Systems	Materials Science and Advanced Manufacturing	\$599,678
9/1/08	customKYnetics	Human Health and Development	\$741,809
9/1/08	Mersive Technologies (D)	Information Technology and Communications	\$499,564
9/1/08	Turbo Wheelchairs Company	Human Health and Development	\$741,924
7/1/08	Allylix	Biosciences	\$100,000
7/1/08	NeoCytex Biopharmaceuticals	Biosciences	\$100,000
7/1/08	Sequela	Human Health and Development	\$965,273
7/1/08	Tova Industries	Information Technology and Communications	\$80,000
6/1/08	Alkymos	Human Health and Development	\$99,646
6/1/08	Atkins & Pearce	Materials Science and Advanced Manufacturing	\$88,900
6/1/08	Stallion Therapeutics	Human Health and Development	\$100,000
4/1/08	customKYnetics	Human Health and Development	\$100,000
4/1/08	Direct i2i	Information Technology and Communications	\$100,000
4/1/08	Peptides International	Biosciences	\$100,000
4/1/08	Adaptive Intelligent Systems	Materials Science and Advanced Manufacturing	\$100,000
3/1/08	Novera	Biosciences	\$846,500
3/1/08	Topasol	Materials Science and Advanced Manufacturing	\$99,100

Appendix A: SBIR-STTR Matching Funds Recipients (Rounds 1-40)

Award Year	Company (in reverse chronological order)	Technology Area	Matching Grant
3/1/08	NuForm Materials	Materials Science and Advanced Manufacturing	\$98,602
2/1/08	Vision Dynamics	Materials Science and Advanced Manufacturing	\$99,589
1/1/08	Assenti	Biosciences	\$374,985
1/1/08	Transposagen Biopharmaceuticals	Biosciences	\$1,000,000
1/1/08	Tribo Flow Separations	Biosciences	\$100,000
1/1/08	Advanced Dynamics	Information Technology and Communications	\$599,990
12/1/07	Alltranz	Human Health and Development	\$100,000
11/1/07	Pharmacogenetics Diagnostic Laboratory	Biosciences	\$100,000
11/1/07	Advanced Dynamics	Information Technology and Communications	\$99,999
10/1/07	SCR	Health and Human Development	\$100,000
10/1/07	Naprogenix	Biosciences	\$498,460
10/1/07	Naprogenix	Biosciences	\$100,000
10/1/07	ParaTechs	Biosciences	\$743,666
10/1/07	Apolimmune	Biosciences	\$100,000
7/1/07	Hosting.com (D)	Information Technology and Communications	\$100,000
7/1/07	Sequela	Health and Human Development	\$100,000
7/1/07	Scout Diagnostics	Health and Human Development	\$99,843
6/1/07	Wilson's Cedar Point Farms	Biosciences	\$79,729
5/1/07	Advanced Dynamics	Information Technology and Communications	\$99,900
4/1/07	Regenerex	Human Health and Development	\$100,000
4/1/07	Topasol	Materials Science and Advanced Manufacturing	\$78,000
4/1/07	Neathery Technologies	Environmental and Energy technologies	\$70,000
3/1/07	Oraceuticals	Health and Human Development	\$100,000
3/1/07	Naprogenix	Health and Human Development	\$100,000
3/1/07	Lumenware	Information Technology and Communications	\$100,000
3/1/07	Adaptive Intelligent Systems	Materials Science and Advanced Manufacturing	\$69,999
3/1/07	ParaTechs	Biosciences	\$80,000
3/1/07	Potentia Pharmaceuticals	Health and Human Development/Biosciences	\$100,000

Appendix A: SBIR-STTR Matching Funds Recipients (Rounds 1-40)

Award Year	Company (in reverse chronological order)	Technology Area	Matching Grant
3/1/07	SureGene	Health and Human Development	\$100,000
3/1/07	ECM Biosciences	Biosciences	\$100,000
3/1/07	ApolImmune	Biosciences	\$100,000
3/1/07	Mersive Technologies (D)	Information Technology and Communications	\$98,222
3/1/07	SCR	Human Health and Development	\$100,000
3/1/07	customKYnetics	Human Health and Development	\$100,000
Total for 310 State Matching Grants:			\$71,870,233

Appendix B: KEF Portfolio Information KEF Investments in FY23

Company	Location	Focus Area	Cash Investment
Affinna	Jefferson	Technology/Software	\$100,000.00
AuthoFi	McCracken	Technology/Software	\$100,000.00
C2 Keep	Jefferson	Technology/Software	\$50,000.00
Connect Digital	Jefferson	Technology/Software	\$50,000.00
Cornbread Hemp	Jefferson	Material/Manufacturing	\$250,000.00
DesiCorp	Jefferson	Biotech/Life Sciences/Health-care	\$250,000.00
Dues24	Jefferson	Technology/Software	\$50,000.00
Elixir Kombucha	Jefferson	Material/Manufacturing	\$100,000.00
RSET	Jefferson	Technology/Software	\$100,000.00
Enviro-Fresh	McCracken	Material/Manufacturing	\$50,000.00
Ewagers	McCracken	Technology/Software	\$100,000.00
Expandigo	Jefferson	Technology/Software	\$25,000.00
Fair Chance Works	Laurel	Technology/Software	\$50,000.00
Feedcoyote	McCracken	Technology/Software	\$105,000.00
Gamerabble	Jefferson	Technology/Software	\$100,000.00
Hop Flyt	McCracken	Material/Manufacturing	\$500,000.00
Hummingbird Nano (AMT)	Jessamine	Material/Manufacturing	\$145,000.00
Jobe Products	Jefferson	Material/Manufacturing	\$90,000.00
Limitless	Jefferson	Technology/Software	\$10,000.00
MiniGrip (Reaction Items)	Fayette	Material/Manufacturing	\$5,000.00
Narratize	Kenton	Technology/Software	\$150,000.00

Nichefire	Kenton	Technology/Software	\$150,000.00
NonBinary Solutions Corporation	Fayette	Technology/Software	\$50,000.00
Pavr Solutions	Jefferson	Technology/Software	\$100,000.00
PCC Hydrogen	Jefferson	Material/Manufacturing	\$40.75
Pramā	Jefferson	Technology/Software	\$250,000.00
Personal Medicine Plus	McCracken	Biotech/Life Sciences/Health-care	\$150,000.00
PyroChem Catalyst Company	Jefferson	Material/Manufacturing	\$99,960.00
Qbrics	McCracken	Technology/Software	\$25,000.00
RAADZ	Jefferson	Technology/Software	\$50,000.00
RedLeaf Biologics	Fayette	Material/Manufacturing	\$100,000.00
Repatient	Jefferson	Technology/Software	\$125,000.00
Rhiza Health	Jefferson	Technology/Software	\$50,000.00
Safewave Technology	Kenton	Technology/Software	\$50,000.00
Seamly Systems	McCracken	Technology/Software	\$50,000.00
Smooove Creations	Campbell	Material/Manufacturing	\$50,000.00
Stuccco	Jefferson	Technology/Software	\$100,000.00
Symba	Jefferson	Technology/Software	\$100,000.00
Experience Tech	Jefferson	Technology/Software	\$100,000.00
To The Market	Fayette	Technology/Software	\$25,000.00
UJoin	Calloway	Technology/Software	\$50,000.00
Untitled Firm	Jefferson	Technology/Software	\$249,997.30
Veeper	Jefferson	Technology/Software	\$75,000.00
VRTogether	Fayette	Technology/Software	\$65,000.00
Wicked Sheets	Jefferson	Biotech/Life Sciences/Health-care	\$50,000.00
Working Title Labs	Jefferson	Technology/Software	\$50,000.00
Xena Intelligence	Jefferson	Technology/Software	\$155,000.00
Xiled Inc.	Pike	Technology/Software	\$50,000.00
XpressRun	Jefferson	Technology/Software	\$175,000.00
Yornest	Jefferson	Technology/Software	\$100,000.00

Appendix B: KEF Portfolio Information KEF Investments in FY23

KEF Historical Investment Portfolio

#	Company	Status	Location	Industry	University Affiliation	# of Investment
1	Advanced Cancer Therapeutics	Monitored	Jefferson	Biotech/Life Sciences/Health-care	UL	4
2	Affinna	Monitored	Jefferson	Technology/Software	n/a	1
3	Agri-Grow Technologies	Exited	Fayette	Environmental/Energy	UK	1
4	Allylix (Evolva)	Exited	Fayette	Biotech/Life Sciences/Health-care	UK	3
5	ALT Distilling	Monitored	Nelson	Material/Manufacturing	n/a	1
6	Apellis Pharmaceuticals	Exited	Oldham	Biotech/Life Sciences/Health-care	UL	5
7	Apoimmune (ApoVax)	Exited	Jefferson	Biotech/Life Sciences/Health-care	UL	5
8	Aptamera	Exited	Jefferson	Biotech/Life Sciences/Health-care	UL	1
9	Athenic Systems	Exited	Fayette	Technology/Software	UK	1
10	AuthoFi	Monitored	McCracken	Technology/Software	n/a	1
11	Baltech (Harris Technology)	Monitored	Boyd	Material/Manufacturing	n/a	2
12	BehaVR	Monitored	Hardin	Biotech/Life Sciences/Health-care	n/a	2
13	BellaNovus Development Company	Exited	Jefferson	Biotech/Life Sciences/Health-care	UL	1
14	Bexion Pharmaceuticals Inc	Monitored	Boone	Biotech/Life Sciences/Health-care	n/a	3
15	Blue Sky Case Management	Monitored	Jefferson	Technology/Software	n/a	1
16	BrainSTEM	Monitored	Jefferson	Technology/Software	n/a	1
17	Buswell Energy	Exited	Madison	Environmental/Energy	UK	3
18	C2 Keep	Monitored	Jefferson	Technology/Software	n/a	3
19	Ceptaris Therapeutics (Yaupon)	Exited	Fayette	Biotech/Life Sciences/Health-care	UK	1
20	ChipRx	Exited	Fayette	Biotech/Life Sciences/Health-care	UK	2
21	Cloverleaf	Monitored	Campbell	Technology/Software	NKU	2
22	Cobra Stylet	Monitored	Jefferson	Biotech/Life Sciences/Health-care	UL	2
23	Cognision	Monitored	Jefferson	Biotech/Life Sciences/Health-care	UL	2
24	Collabra	Exited	Jefferson	Technology/Software	n/a	1
25	Conexus	Exited	Jefferson	Technology/Software	n/a	2
26	Connect It All (Connect Digital)	Monitored	Jefferson	Technology/Software	n/a	1

#	Company	Status	Location	Industry	University Affiliation	# of Investment
27	Construction Industry Resources	Monitored	Fayette	Technology/Software	n/a	1
28	Control my ADHD	Exited		Biotech/Life Sciences/Health-care	UK	1
29	Cornbread Hemp	Monitored	Jefferson	Material/Manufacturing	n/a	1
30	CountIt	Monitored	Jefferson	Technology/Software	n/a	1
31	CredentialedCare	Exited	Jefferson	Biotech/Life Sciences/Health-care	n/a	2
32	Credit Fair-E	Exited	Jefferson	Technology/Software	n/a	1
33	CrownMob	Exited	Kenton	Technology/Software	n/a	1
34	CTTS (Community Treatment & Tracking Solutions)	Monitored	Whitley	Technology/Software	n/a	1
35	Cuddle Clones	Exited	Jefferson	Material/Manufacturing	n/a	1
36	Curio Learning	Monitored	Jefferson	Technology/Software	n/a	1
37	dbaDIRECT	Exited	Boone	Technology/Software	n/a	2
38	DesiCorp	Monitored	Jefferson	Biotech/Life Sciences/Health-care	UL	3
39	Dito Solutions	Exited	Boone	Technology/Software	n/a	2
40	Dues24	Monitored	Jefferson	Technology/Software	Bellarmino	1
41	Earthineer	Exited	Gallatin	Technology/Software	NKU	6
42	EdjSports	Exited	Jefferson	Technology/Software	UL	1
43	Elektra	Exited	Hardin	Biotech/Life Sciences/Health-care	UL	1
44	Elixir Kombucha	Monitored	Jefferson	Material/Manufacturing	n/a	1
45	EndoProtech	Monitored	Jefferson	Biotech/Life Sciences/Health-care	UL	1
46	Enomalies (RSET)	Monitored	Jefferson	Technology/Software	UK	1
47	Enviro-Fresh (MCS Investments)	Monitored	McCracken	Material/Manufacturing	n/a	2
48	Ewagers (E-Ventures)	Monitored	McCracken	Technology/Software	n/a	1
49	Expandigo	Monitored	Jefferson	Technology/Software	n/a	1
50	EZ Chow	Monitored	Jefferson	Technology/Software	n/a	1
51	EZ Turn (EZ Holdings)	Monitored	Fayette	Technology/Software	UK	1
52	Fair Chance Works (Inquiry Technologies)	Monitored	Laurel	Technology/Software	n/a	2
53	FanGo Software Systems	Exited	Fayette	Technology/Software	UK	2
54	Feedcoyote	Monitored	McCracken	Technology/Software	n/a	3
55	Feet to the Fire Writers' Workshops	Monitored	Jefferson	Biotech/Life Sciences/Health-care	n/a	1
56	Float Money	Exited	Fayette	Technology/Software	n/a	4
57	FlyWire (WearWare)	Monitored	Fayette	Environmental/Energy	UK	2
58	FreshFry	Monitored	Jefferson	Material/Manufacturing	UL	5

#	Company	Status	Location	Industry	University Affiliation	# of Investment
59	Gamerabble	Monitored	Jefferson	Technology/Software	n/a	1
60	Global Shelter Systems (HESCO)	Exited	Campbell	Material/Manufacturing	UK	3
61	Gnarus Systems	Monitored	Jefferson	Biotech/Life Sciences/Health-care	UL	1
62	GoodMaps	Monitored	Jefferson	Technology/Software	n/a	2
63	GoWild	Monitored	Oldham	Technology/Software	n/a	3
64	Griffin Residuals	Exited	Ohio	Environmental/Energy	WKU	3
65	Gryphon Environmental	Monitored	Ohio	Material/Manufacturing	WKU	3
66	Gun Media	Monitored	Fayette	Technology/Software	n/a	5
67	HANDLE	Monitored	Oldham	Biotech/Life Sciences/Health-care	n/a	5
68	High Tide Technologies	Exited	Warren	Technology/Software	WKU	1
69	Hijro Network (Fluent)	Exited	Fayette	Technology/Software	n/a	1
70	Hippo Manager	Exited	Fayette	Technology/Software	n/a	4
71	Hollison Technologies	Monitored	Daviess	Material/Manufacturing	n/a	2
72	Hometeam Digital	Exited	Hardin	Technology/Software	n/a	1
73	Hop Flyt	Monitored	McCracken	Material/Manufacturing	n/a	1
74	Humblebrag	Monitored	Fayette	Technology/Software	n/a	1
75	HuMed Technologies	Monitored	Fayette	Biotech/Life Sciences/Health-care	UK	1
76	Hummingbird Nano (AMT)	Monitored	Jessamine	Material/Manufacturing	UK	4
77	IF Technologies	Exited	Fayette	Technology/Software	n/a	7
78	ImmunoTheragnostics	Exited	Jefferson	Biotech/Life Sciences/Health-care	UL	2
79	InnoRem	Exited	Jefferson	Biotech/Life Sciences/Health-care	UL	1
80	Innovative Therapeutix (Lulla-feed)	Monitored	Jefferson	Biotech/Life Sciences/Health-care	UL	3
81	INOR	Exited	Fayette	Biotech/Life Sciences/Health-care	n/a	1
82	Intellirod Spine (OrthoData)	Exited	Jefferson	Biotech/Life Sciences/Health-care	UL	2
83	Intrepid Bioinformatics Solutions	Exited	Jefferson	Biotech/Life Sciences/Health-care	UL	1
84	iPillBox	Exited	Jefferson	Biotech/Life Sciences/Health-care	n/a	1
85	Jacobs Automation	Exited	Boone	Material/Manufacturing	n/a	5
86	Jobe Products	Monitored	Jefferson	Material/Manufacturing	UL	1
87	Kentucky Wool Society	Exited	Bourbon	Material/Manufacturing	UK	2
88	LDG Sleep Technologies	Exited	Jefferson	Biotech/Life Sciences/Health-care	UK	1
89	Legal Gantt (Ascending Solutions)	Exited	Jefferson	Technology/Software	NKU	4

#	Company	Status	Location	Industry	University Affiliation	# of Investment
90	LevTech	Exited	Fayette	Material/Manufacturing	UK	1
91	Liberate Medical	Monitored	Oldham	Biotech/Life Sciences/Health-care	UL	2
92	Lift3D	Exited	Jefferson	Biotech/Life Sciences/Health-care	n/a	1
93	Limitless (Special Delivery Courier)	Monitored	Jefferson	Technology/Software	n/a	1
94	LocalBride	Exited	Fayette	Technology/Software	UK	1
95	Lok-N-Blok (Plastiblok)	Monitored	McCracken	Material/Manufacturing	n/a	1
96	Lorinth's Lab	Exited	Jefferson	Technology/Software	UK	1
97	LPD	Exited	Kenton	Material/Manufacturing	NKU	1
98	Lumenari (EIE Materials)	Exited	Fayette	Material/Manufacturing	n/a	1
99	MailHaven	Exited	Jefferson	Material/Manufacturing	n/a	1
100	Medbiomarkers	Exited	Jefferson	Biotech/Life Sciences/Health-care	n/a	1
101	Melanated Healthcare	Monitored	Jefferson	Technology/Software	UL	1
102	Mersive Technologies	Exited	Fayette	Technology/Software	UK	2
103	Metromojo	Exited	Jefferson	Technology/Software	n/a	3
104	MiniGrip (Reaction Items)	Monitored	Fayette	Material/Manufacturing	n/a	1
105	MobileServe	Monitored	Jefferson	Technology/Software	UL	2
106	Modica (Mindful Beverage Group)	Monitored	Jefferson	Material/Manufacturing	n/a	2
107	Moolathon	Monitored	Oldham	Technology/Software	n/a	2
108	MPI (Murty Pharmaceuticals)	Exited	Fayette	Biotech/Life Sciences/Health-care	Murray St	1
109	Naprogenix	Monitored	Fayette	Biotech/Life Sciences/Health-care	UK	2
110	Narratize	Monitored	Kenton	Technology/Software	n/a	1
111	NASCEND	Monitored	Jefferson	Technology/Software	n/a	1
112	Nebecor	Exited	Powell	Material/Manufacturing	UK	2
113	Net Quest Services	Exited	Jefferson	Biotech/Life Sciences/Health-care	UK	1
114	Neuro Atlas	Exited	Jefferson	Biotech/Life Sciences/Health-care	UL	1
115	Nexosome Oncology	Monitored	Jefferson	Biotech/Life Sciences/Health-care	UL	1
116	Nichefire	Monitored	Kenton	Technology/Software	n/a	2
117	Nomad Innovations	Exited	Jefferson	Technology/Software	n/a	2
118	NonBinary Solutions Corporation	Monitored	Fayette	Technology/Software	UK	1
119	Novobrace (Equinext)	Exited	Fayette	Biotech/Life Sciences/Health-care	UK	2
120	NX Development Corp	Exited	Jefferson	Biotech/Life Sciences/Health-care	UL	2

#	Company	Status	Location	Industry	University Affiliation	# of Investment
121	NX PharmaGen	Monitored	Jefferson	Biotech/Life Sciences/Health-care	UL	4
122	NX Prenatal	Monitored	Jefferson	Biotech/Life Sciences/Health-care	UL	4
123	Nymbi Systems (451.Tech)	Monitored	Fayette	Biotech/Life Sciences/Health-care	n/a	1
124	OmniLife (Healthtech Solutions)	Monitored	Fayette	Biotech/Life Sciences/Health-care	n/a	2
125	On Call Central (Acumantra Solutions)	Exited	Kenton	Technology/Software	n/a	3
126	Onovative	Exited	Jefferson	Technology/Software	n/a	2
127	OrgVitals	Monitored	Jefferson	Technology/Software	UL	2
128	Parasight Systems (MEP Equine Solutions)	Monitored	Fayette	Technology/Software	UK	2
129	ParaTechs	Exited	Fayette	Biotech/Life Sciences/Health-care	UK	1
130	ParkVu Holdings	Exited	Jefferson	Technology/Software	n/a	2
131	Pavr Solutions	Monitored	Laurel	Technology/Software	n/a	3
132	PCC Hydrogen	Monitored	Jefferson	Material/Manufacturing	n/a	1
133	PeopleStrategy	Exited	Boone	Technology/Software	WKU	2
134	Podchaser	Exited	Jefferson	Technology/Software	n/a	2
135	Potentia Pharmaceuticals	Exited	Jefferson	Biotech/Life Sciences/Health-care	UL	2
136	PowerTech Water (Electramet)	Monitored	Fayette	Environmental/Energy	UK	5
137	Pradama	Exited	Jefferson	Biotech/Life Sciences/Health-care	UL	3
138	Pramā	Monitored	Jefferson	Technology/Software	n/a	2
139	PreventScripts (Personal Medicine Plus)	Monitored	McCracken	Biotech/Life Sciences/Health-care	n/a	6
140	PyroChem Catalyst Company	Monitored	Jefferson	Material/Manufacturing	n/a	3
141	Qbrics	Monitored	McCracken	Technology/Software	n/a	1
142	Quantum Leap	Exited	Jefferson	Technology/Software	n/a	1
143	RAADZ	Monitored	Jefferson	Technology/Software	WKU	4
144	RaveOn Sports	Monitored	Fayette	Technology/Software	n/a	1
145	RDT2M	Exited	Franklin	Technology/Software	n/a	1
146	RedLeaf Biologics	Monitored	Fayette	Material/Manufacturing	UK	1
147	Repatient	Monitored	Jefferson	Technology/Software	n/a	3
148	Resonant Vibes	Exited	Jefferson	Technology/Software	n/a	2
149	Resound	Monitored	Jefferson	Technology/Software	n/a	2
150	Revio	Exited	Jefferson	Material/Manufacturing	UL	1
151	RhinoCyte	Exited	Jefferson	Biotech/Life Sciences/Health-care	UL	2
152	Rhiza Health	Monitored	Jefferson	Technology/Software	n/a	1
153	Rise Design	Exited	Jefferson	Material/Manufacturing	UL	1

#	Company	Status	Location	Industry	University Affiliation	# of Investment
154	Safewave Technology	Monitored	Kenton	Technology/Software	n/a	2
155	Schedule It	Exited	Hardin	Technology/Software	n/a	4
156	Seamly Systems	Monitored	McCracken	Technology/Software	n/a	2
157	Seikowave	Monitored	Fayette	Technology/Software	UK	4
158	Seikowave Dental	Monitored	Fayette	Biotech/Life Sciences/Healthcare	UK	2
159	SentryHealth (SHI Legacy Company, Inc)	Monitored	Jefferson	Biotech/Life Sciences/Healthcare	UL	6
160	ShareLab	Exited	Jefferson	Technology/Software	UL	1
161	Simba USA	Exited	Rowan	Material/Manufacturing	n/a	2
162	SinglePipe Communications	Exited	Jefferson	Technology/Software	UL	3
163	Sisters of Invention	Exited	Woodford	Material/Manufacturing	n/a	2
164	Smart Farm Systems	Exited	Jessamine	Technology/Software	n/a	3
165	Smooove Creations	Monitored	Campbell	Material/Manufacturing	NKU	2
166	Starborn Healthcare Solutions	Exited	Fayette	Biotech/Life Sciences/Healthcare	n/a	1
167	Stuccco	Monitored	Jefferson	Technology/Software	n/a	2
168	Summit Biosciences	Monitored	Fayette	Biotech/Life Sciences/Healthcare	UK	1
169	SuperFan	Exited	Jefferson	Technology/Software	UL	2
170	Support Nerds, LLC	Exited	Warren	Technology/Software	n/a	1
171	SureGene	Exited	Jefferson	Biotech/Life Sciences/Healthcare	UL	2
172	Switcher Studio	Monitored	Jefferson	Technology/Software	Bellarmino	2
173	Sword Performance (Sport Geeks)	Monitored	Knox	Material/Manufacturing	UK	1
174	Symba	Monitored	Jefferson	Technology/Software	n/a	3
175	Synaptek	Monitored	Fayette	Biotech/Life Sciences/Healthcare	UK	2
176	Talaris Therapeutics (Regenerex)	Exited	Jefferson	Biotech/Life Sciences/Healthcare	UL	1
177	Tally Rally	Exited	Jefferson	Technology/Software	Bellarmino	1
178	TapLogic	Monitored	Calloway	Technology/Software	Murray St	2
179	The Corporate Playbook	Exited	Jefferson	Technology/Software	n/a	1
180	The Kentucky Hug (Experience Tech)	Monitored	Jefferson	Technology/Software	n/a	1
181	The Vniversity (Futur-E-Scape)	Exited	Kenton	Technology/Software	n/a	2
182	Thortek (Irvine Technologies)	Exited	Estill	Material/Manufacturing	n/a	1
183	To The Market	Monitored	Fayette	Technology/Software	n/a	1
184	Toggle Health	Monitored	Jefferson	Biotech/Life Sciences/Healthcare	n/a	1
185	TrackFive Diagnostics	Exited	Fayette	Biotech/Life Sciences/Healthcare	UL	1

#	Company	Status	Location	Industry	University Affiliation	# of Investment
186	Ucloser	Exited	Jefferson	Technology/Software	n/a	2
187	UJoin	Monitored	Calloway	Technology/Software	n/a	1
188	Untitled Firm	Monitored	Jefferson	Technology/Software	n/a	1
189	US Worldmeds	Monitored	Jefferson	Biotech/Life Sciences/Health-care	UK	3
190	Vaquera Group (Further Media/11Picas)	Monitored	Jefferson	Technology/Software	n/a	1
191	Veeper	Monitored	Jefferson	Technology/Software	n/a	1
192	Victory Hemp Foods	Monitored	Carroll	Material/Manufacturing	UK	4
193	Virtual Peaker	Monitored	Jefferson	Environmental/Energy	n/a	1
194	VitaTech	Exited	Jefferson	Biotech/Life Sciences/Health-care	UL	1
195	Vivorte	Monitored	Jefferson	Biotech/Life Sciences/Health-care	UL	6
196	VoicePad (Standard Voice Networks)	Exited	Jefferson	Technology/Software	UL	1
197	VRTogether (RalphVR)	Monitored	Fayette	Technology/Software	UK	1
198	VSimple	Monitored	Jefferson	Technology/Software	n/a	1
199	WeatherCheck Inc	Exited	Jefferson	Technology/Software	n/a	1
200	WeStyle (FittingRoom)	Exited	Fayette	Technology/Software	UK	1
201	Wicked Sheets	Monitored	Jefferson	Biotech/Life Sciences/Health-care	UL	1
202	Working Title Labs	Monitored	Jefferson	Technology/Software	n/a	1
203	Xena Intelligence	Monitored	Jefferson	Technology/Software	n/a	4
204	Xiled Inc.	Monitored	Pike	Technology/Software	n/a	2
205	Xometry (MakeTime)	Exited	Fayette	Technology/Software	n/a	5
206	XpressRun	Monitored	Jefferson	Technology/Software	UL	2
207	Yornest	Monitored	Jefferson	Technology/Software	Bellarmine	3
208	Zynerba Pharmaceuticals (AllTranz)	Exited	Fayette	Biotech/Life Sciences/Health-care	UK	7
209	ZYUS (Revon Systems)	Monitored	Oldham	Biotech/Life Sciences/Health-care	UL	2

Appendix C: CSC Portfolio Information through Calendar Year 2022

2022 Company and Fund Investments

Company/Fund	Location	Focus Area	2022 Cash Investment
FreshFry	Louisville	Food Services	\$250,000
Resound	Louisville	Digital Media Technology	\$250,000
Victory Foods Holdings	Carollton	Hemp Food Supplement	\$250,000
Connetic Fund II	Covington	All Sectors	\$200,000
Untitled Holdings	Louisville	Artificial intelligence	\$200,000
Vivorte	Lexington	Medical Devices	\$103,844.16
Bluegrass Angel Venture Fund V	Lexington	All Sectors	\$100,000
Lepidext	Lexington	BioAgriculture	\$100,000
Liberate Medical	Crestwood	Healthcare	\$100,000
Pyrochem Catalyst	Louisville	Advanced Manufacturing	\$97,910
Powertech Water	Lexington	Biotechnology	\$0.09

Current Company Investment Portfolio

Company	Location	Focus Area	Total
SentryHealth	Louisville	Health Information Technology	\$686,665
MEP Equine Solutions	Lexington	Equine Technology	\$674,999
Pyrochem Catalyst	Louisville	Advanced Manufacturing	\$642,451
Vivorte	Louisville	Orthopedic Medical Devices	\$620,370
NX Prenatal	Louisville	Pharmaceutical Drug Discovery	\$584,415
Hera Testing Laboratories	Lexington	Biotechnology	\$564,562
Seikowave	Lexington	3D Imaging and Measurements	\$557,960
Entrep	Richmond	Information Systems	\$500,000
NX PharmaGen	Louisville	Pharmaceutical Drug Discovery	\$457,310
Powertech Water	Lexington	Biotechnology	\$4,51,178
Frogdice	Lexington	Video Game Development	\$4,23,319
Hummingbird Nano	Nicholasville	Advanced Manufacturing	\$3,00,000
Gryphon Environmental	Owensboro	Advanced Mfg Technology	\$277,982
WearWare (FlyWire)	Lexington	Information Technology	\$260,986
Champion Gaming (EdjSports)	Lexington	Information Technology	\$250,000
FreshFry	Louisville	Food Services	\$250,000
Healthcare Asset Network (Handle)	Prospect	Health Information Technology	\$250,000
HealthTech Solutions (OmniLife)	Lexington	Healthcare	\$250,000
Liberate Medical	Crestwood	Healthcare	\$250,000
Resound	Louisville	Digital Media Technology	\$250,000
Victory Foods Holding	Carollton	Hemp Foods	\$250,000
Construction Industry Resources (CIR)	Lexington	Information & Analytics	\$218,655
TNG Pharmaceuticals	Louisville	Agricultural Pharmaceuticals	\$218,655
Switcher	Louisville	Information Technology	\$215,956
Elite Rad Reporting (ThynkHealth)	Lexington	Healthcare	\$200,000

Smart Farm Systems	Nicholasville	Agriculture Technology	\$200,000
SpaceTango	Lexington	Space Technology	\$200,000
Untitled Holding	Louisville	Artificial Intelligence	\$199,993
Lepidext	Lexington	BioAgriculture	\$150,000
Gun Media Holdings	Lexington	Video Game Development	\$127,982
NeuroOp	Atlanta, GA	Biosciences	\$112,258
Bluegrass Vascular Technology	Texas	Medical Devices	\$108,072
Avail	Lexington	Information Technology	\$100,000
Seikowave Dental	Lexington	Advanced Manufacturing	\$100,000
Synaptech	Lexington	Concussion Data Management	\$70,000
Summit Biosciences	Lexington	Bioscience	\$37,310
CMS Holdings	Lexington	Information Technology	\$31,060
KY-270 - Moolathon	Louisville	Social Fundraising Platform	\$30,000
KY-270 - BrainSTEM	Louisville	EdTech Virtual Learning	\$10,000
KT-270 – HuMed Technologies	Lexington	Healthcare	\$10,000
KY-270 - PavR Solutions	Louisville	Information Technology	\$10,000
KY-270 – Personal Medicine Plus	Paducah	Disease Management	\$10,000

Current Equity Fund Portfolio

Fund Name	Location	Commitment	Funded to Date	% of CSC Total Fund Portfolio
Chrysalis Ventures III, LP	Louisville	\$3,000,000	\$3,000,000	28.28%
River Cities Capital Fund III, LP	Cincinnati	\$2,000,000	\$2,000,000	18.85%
River Cities Capital Fund IV, LP	Cincinnati	\$2,000,000	\$1,850,000	17.44%
Bluegrass Angel Venture Fund IV	Lexington	\$500,000	\$500,000	4.71%
CONNETIC Fund II, LLC	Covington	\$500,000	\$500,000	4.71%
Enterprise Angels Community Fund I	Louisville	\$300,000	\$300,000	4.71%
Yearling Fund I, LP	Louisville	\$500,000	\$500,000	4.71%
Yearling Fund II, LP	Louisville	\$500,000	\$500,000	4.71%
Appalachian Micro Equity Fund	London	\$500,000	\$316,250	2.98%
Bluegrass Angel Venture Fund III	Lexington	\$300,000	\$300,000	2.83%
CONNETIC Fund, LLC	Covington	\$300,000	\$300,000	2.83%
Bluegrass Angel Venture Fund V	Lexington	\$500,000	\$200,000	1.89%
Tri-State Angel Investment Fund I	Ashland	\$100,000	\$100,000	0.94%
UpTech Fund II	Covington	\$100,000	\$100,000	0.94%
Cherub 2.0 Fund	Covington	\$80,000	\$80,000	0.75%
Unbridled Ventures	Louisville	\$250,000	\$62,500	0.59%
TOTAL		\$11,430,000	\$1,060,8750	100%

Appendix D: Historical Information About HTP Recipients

Approval Date	Company	County	Approved Incentive Amount
5/30/2019	Kentucky Entrepreneurship Education Network, Inc. (KEENStart)	Franklin	\$265,000
3/28/2019	Roth River, Inc.	Jefferson	\$100,000
3/29/2018	Response Techs, LLC		\$250,000
4/27/2017	Commonwealth Seed Capital, LLC (thru Kentucky Economic Development Partnership)	Fayette	\$15,000,000
12/8/2016	Awesome Center for Entrepreneurship	Fayette	\$100,000
12/8/2016	XlerateHealth (Non-Profit), Inc.	Jefferson	\$100,000
10/27/2016	Kentucky Science and Technology Corporation	Fayette	\$500,000
7/28/2016	Western Kentucky University Research Foundation	Warren	\$200,000
6/30/2016	MakeTime, Inc.	Fayette	\$500,000
1/28/2016	University of Kentucky Research Foundation - IACMI Project	Fayette	\$150,000
12/10/2015	Awesome Center for Entrepreneurship	Fayette	\$50,000
12/10/2015	UpTech, Inc.	Kenton	\$100,000
8/27/2015	XlerateHealth (Non-Profit), Inc.	Jefferson	\$50,000
10/30/2014	Awesome Fellowship, LLC	Fayette	\$50,000
5/29/2014	UpTech, LLC	Kenton	\$150,000
3/27/2014	University of Kentucky Research Foundation - (KY Argonne Battery Mfg. Research &	Fayette	\$500,000
3/27/2014	Kentucky Science and Technology Corporation - SBIR-STTR Matching Funds Program	Fayette	\$2,000,000
3/27/2014	Morehead-Rowan Economic Development Council - Morehead Innovation and Realizatio	Rowan	\$50,000
4/25/2013	UpTech, LLC	Kenton	\$25,000
3/28/2013	Kentucky Science and Technology Corporation - Space Tango Project	Fayette	\$100,000
10/25/2012	Jacobs Automation, Inc.	Boone	\$250,000
10/25/2012	Kentucky Science and Technology Corporation (Federal and State Technology (FAST))	Fayette	\$120,000
9/27/2012	Greater Louisville Foundation, Inc. (EnterpriseCorp Software Accelerator - Healt	Jefferson	\$150,000
7/26/2012	Control Systems Design and Automation, Inc.	Warren	\$75,000
6/28/2012	Allylix Inc.	Fayette	\$200,000
3/29/2012	CirrusMio, Inc.	Fayette	\$100,000
3/29/2012	Western Kentucky University Research Foundation, Inc.	Warren	\$100,000

12/8/2011	Ferm Solutions, Inc.	Boyle	\$75,000
9/29/2011	Kentucky Highlands Investment Corporation	Laurel	\$15,000
7/28/2011	Nucleus: Kentucky's Life Sciences and Innovation Center, LLC	Jefferson	\$3,000,000
5/26/2011	Commonwealth Seed Capital, LLC	Franklin	\$6,000,000
4/28/2011	Frogdice, Inc.	Fayette	\$80,000
4/28/2011	Transposagen Biopharmaceuticals, Inc.	Fayette	\$250,000
3/31/2011	NaugaNeedles, LLC	Jefferson	\$100,000
1/27/2011	Pharmacogenetics Diagnostic Laboratory, LLC	Jefferson	\$200,000
1/27/2011	Hitcents.com, Inc.	Warren	\$150,000
12/9/2010	Vivorte, Inc.	Jefferson	\$120,000
12/9/2010	Bexion Pharmaceuticals, LLC	Kenton	\$155,000
10/28/2010	ZoomEssence, Inc.	Boone	\$175,000
10/28/2010	Escent Technologies, LLC	Fayette	\$200,000
10/28/2010	Corning Incorporated	Mercer	\$250,000
9/30/2010	Remington Arms Company, Inc.	Hardin	\$200,000
9/30/2010	Pure Power Technologies, LLC	Warren	\$100,000
7/29/2010	nGimat, LLC	Fayette	\$250,000
6/30/2010	Martek Biosciences Corporation	Clark	\$250,000
5/27/2010	Gerard Ventures dba Ischemia Care		\$100,000
3/25/2010	Waterway Innovations, LLC	McCracken	\$150,000
2/25/2010	ParaTechs Corporation	Fayette	\$120,000
1/28/2010	Connected Patients, LLC	Fayette	\$100,000
1/28/2010	HyGreen, Inc. fka Xhale, Inc.	Warren	\$175,000
12/10/2009	Summit Biosciences Inc.	Fayette	\$250,000
12/10/2009	LGC Science, Inc.	Fayette	\$425,000
12/10/2009	Energy and Environmental Cabinet - The Kentucky Argonne National Battery Mfg. Re	Franklin	\$3,500,000
10/29/2009	Laboratory and BioDiagnostics, LLC	Fayette	\$250,000
10/29/2009	Louisville Bioscience, Inc.	Jefferson	\$250,000
7/30/2009	Jacobs Automation, LLC	Campbell	\$150,000
7/30/2009	Gryphon Environmental, LLC	Ohio	\$100,000
6/25/2009	Emerald Laboratories, LLC	Simpson	\$500,000
5/28/2009	PHD Diagnostics, LLC	Kenton	\$200,000
4/30/2009	NaugaNeedles, LLC	Jefferson	\$120,000
4/30/2009	Kentucky Highlands Investment Corporation	Laurel	\$100,000
12/11/2008	Kentucky Science and Technology Corporation	Fayette	\$3,300,000
12/11/2008	Transposagen Pharmaceuticals, Inc.	Fayette	\$325,000
12/11/2008	MedX12, Inc.	Jefferson	\$160,000
12/11/2008	Lending Cycle, Inc.	Jefferson	\$119,000
10/30/2008	Vet-Stem, Inc.	Jefferson	\$550,000
8/28/2008	Kentucky Technology, Inc. (Coldstream Research Campus)	Fayette	\$5,500,000
6/29/2008	Advanced Cancer Therapeutics LLC	Jefferson	\$187,000
5/29/2008	LeanCor, LLC	Boone	\$350,000
2/28/2008	dbaDirect, Inc.	Boone	\$469,000

2/28/2008	3DR Laboratories, LLC	Jefferson	\$250,000
1/31/2008	Conexus, LLC	Jefferson	\$238,000
1/31/2008	Advanced Genomic Technology, LLC	Jefferson	\$153,000
1/31/2008	Smoothstone IP Communications Corporation	Jefferson	\$500,000
12/13/2007	Mersive Technologies, Inc.	Fayette	\$255,000
12/13/2007	EAS Technologies, LLC.	Fayette	\$500,000
12/13/2007	Corevalus Systems, LLC	Scott	\$300,000
8/30/2007	Data Futures, Inc	Harlan	\$126,233
8/30/2007	SureGene LLC	Jefferson	\$510,000
7/26/2007	CreoSalus, Inc.	Jefferson	\$750,000
6/28/2007	Knight-ED, LLC	Fayette	\$220,113
6/28/2007	Wind Energy Corporation	Hardin	\$595,000
6/28/2007	Northrop Grumman Systems Corporation	Warren	\$125,000
4/27/2007	SearchDaddy LLC	Kenton	\$350,000
4/26/2007	AllTranz, LLC	Fayette	\$500,000
4/26/2007	ALT BioScience, LLC	Fayette	\$150,000
4/26/2007	Celerity Automation, Inc.	Johnson	\$500,000
4/26/2007	Center for Technology Enterprise, Inc. (DBA ConnectKentucky)	Warren	\$950,000
3/29/2007	TapLogic LLC	Calloway	\$500,000
2/22/2007	Peptides International, Inc.	Jefferson	\$175,000
2/22/2007	Southeast Kentucky Economic Development Corporation (SKED) / National Bio and Ag	Pulaski	\$80,000
12/7/2006	Semicon Associates, a Division of Ceradyne, Inc.	Fayette	\$275,000
12/7/2006	US WorldMeds, LLC	Jefferson	\$1,300,000
10/26/2006	Growth Services, LLC dba Kentucky BioAlliance	Jefferson	\$300,000
9/28/2006	Life Sciences Commercialization Program	Jefferson	\$4,700,000
6/29/2006	MetaCyte Business Lab, LLC (06/07)	Jefferson	\$750,000
6/29/2006	ConnectKentucky (Center for Technology Enterprise-CITE) -06/07	Warren	\$950,000
3/30/2006	Secat, Inc. (Equipment)	Fayette	\$850,000
3/30/2006	ApolImmune, Inc./APOVAX Vaccine	Jefferson	\$500,000
2/23/2006	University of Kentucky Research Foundation (Prototyping Equipment)	Fayette	\$1,436,000
2/23/2006	Alltech, Inc. (Center for Animal Nutrigenomics)	Jessamine	\$1,000,000
2/23/2006	Southeast Kentucky Economic Development Corp. (Nat. Bio & Agro-Defense Facility)	Pulaski	\$124,900
1/26/2006	NKU - Risk Management Technology	Campbell	\$276,973
1/26/2006	NKU-Infrastructure Management Institute	Campbell	\$332,710
1/26/2006	WKU - Small Business Accelerator Expansion	Warren	\$423,500
12/16/2005	Kentucky DataSeam Initiative, Inc.	Jefferson	\$1,900,000
10/27/2005	Cymbion, LLC	Jefferson	\$650,000
10/27/2005	Madison Avenue Launch Team, Inc.	Kenton	\$75,000
10/27/2005	Central Region Innovation and Commercialization Center, Inc.	Warren	\$250,000
9/29/2005	Murray State University (Paducah IC)	Calloway	\$64,182

9/29/2005	Murray State University (Regional Center for Emerging Technology- RCET)	Calloway	\$127,603
9/29/2005	University of Kentucky Research Foundation (Closed Vial System)	Fayette	\$500,000
9/29/2005	Kentucky DataSeam Initiative, Inc. (Coal County Computing Program)	Jefferson	\$175,000
9/29/2005	City of Paintsville (Ky. Highlands Entrepreneur Center)	Johnson	\$75,000
8/25/2005	University of Kentucky College of Pharmacy	Fayette	\$1,240,000
8/25/2005	Ky.Commerce Cabinet (Office of Energy Policy, Div. of Energy Research) Clean Coa	Franklin	\$2,000,000
8/25/2005	KY. Commerce Cabinet (Office of Energy Policy, Div. of Rearch) FutureGen	Franklin	\$950,000
8/25/2005	KY. Commerce Cabinet (Office of Energy Policy, Div. of Energy Research)	Franklin	\$1,877,778
8/25/2005	The Jewish Hospital Foundation (Cardiovascular Institute)	Jefferson	\$625,000
8/25/2005	Madison Avenue Launch Team, Inc. (Madison E-Zone ICC)	Kenton	\$60,000
8/25/2005	Eastern Kentucky University (Eastern Region ICC Headquarters/Satellites)	Madison	\$325,000
8/25/2005	Eastern Kentucky University (Incubator for Safety & Security)	Madison	\$51,845
8/25/2005	Central Region Innovation and Commercialization Center, Inc. (Elizabethtown ICC)	Warren	\$146,200
7/28/2005	Louisville Medical Center Development Corporation/ Metacyte Business Lab, LLC	Jefferson	\$750,000
5/26/2005	Center For Information Technology Enterprise, Inc. d/b/a ConnectKentucky (CITE)	Warren	\$1,900,000
3/28/2005	Louisville/Jefferson County Metro Government - MedVenture Technology Corporation	Jefferson	\$350,000
1/27/2005	Sloan Center for Sustain Alum (SECAT)	Fayette	\$150,000
1/27/2005	Northern Ky. - Williamstown Satellite - North Ky.	N/A	\$40,893
1/27/2005	Central Region Satellites - Central Ky.	N/A	\$271,944
1/27/2005	Murray State - Western Reg Satellites - West Ky.	N/A	\$293,629
1/27/2005	EKU - Eastern Regional Satellites - East Ky.	N/A	\$646,253
1/27/2005	Innovation and Commercial Centers (KSTC) - Statewide	N/A	\$1,343,221
1/27/2005	BIO Conference 2005 (Statewide)	N/A	\$100,000
12/2/2004	MetaCyte Business Lab/iTRC Ideas to Action Business Incubator	Jefferson	\$275,000
4/29/2004	University of Kentucky/Aichi USA 2005 World Exposition	Fayette	\$125,000
10/30/2003	Murray State University /RCET/equipment	Calloway	\$100,000
10/30/2003	UK College of Agriculture/Kentucky Natural Products Alliance	Fayette	\$250,000
10/30/2003	NKU/Rural Northern Kentucky Innovation Satellite Office/ Grant County	Grant	\$150,000
10/30/2003	Madison E Zone/Invest By Being A Customer	Kenton	\$50,000
10/30/2003	Belcan Partners/Morgan County-West Liberty IT Center	Morgan	\$800,000
10/30/2003	CITE/Sponsored Research Database Project	Warren	\$50,000

9/25/2003	Kentucky Natural Products Fund/Commonwealth Seed LLC	Franklin	\$5,000,000
8/28/2003	U of L/i TRC Ideas to Action Incubator -FY0304	Jefferson	\$150,000
7/31/2003	Murray State University/RCET/Energy Consortium Grant Program-FY0304	Calloway	\$1,000,000
7/31/2003	Murray State University/RCET/operating-FY0304	Calloway	\$150,000
7/31/2003	NKU/Institute for New Economy Technologies(iNET) -FY0304	Campbell	\$400,000
7/31/2003	Owensboro Biotechnology Alliance/Industry, Inc.-FY0304	Daviess	\$150,000
7/31/2003	UK/Center for Pharmaceutical Science and Technology/ FY0304	Fayette	\$1,000,000
7/31/2003	Kentucky Technology Service/KMAC-FY0304	Fayette	\$175,000
7/31/2003	UK/U of L/Kentucky Cancer Experimental Therapy Program	Fayette	\$4,000,000
7/31/2003	UK/Visualization Center/21st Century Manufacturing Initiative -FY0304	Fayette	\$3,000,000
7/31/2003	EKU/Public Safety & Security Institute - FY0304	Madison	\$715,000
7/31/2003	Central Region Coordinator/Central Region ICC -FY0304	Warren	\$134,500
6/26/2003	Murray State University/Workforce Development Initiative - FY0304	Calloway	\$50,000
6/26/2003	U of L/Cardiovascular Innovation Institute FY0304	Jefferson	\$2,533,000
6/26/2003	U of L/Proteomics Training Facility - FY0304	Jefferson	\$500,000
6/26/2003	LMCDC/Metacyte Business Lab -FY0304	Jefferson	\$200,000
6/26/2003	Paintsville/Johnson County Small Business Incubator (City of Paintsville) FY0304	Johnson	\$250,000
6/26/2003	Paintsville/Johnson County Small Business Incubator (City of Paintsville) FY0203	Johnson	\$250,000
6/26/2003	Northern Kentucky New Economy Marketing Plan/Tri-Ed - FY0304	Kenton	\$250,000
6/26/2003	Madison E Zone/operations - FY0304	Kenton	\$100,000
6/26/2003	Morgan County Regional Technology Center (UK) FY0304	Morgan	\$325,000
6/26/2003	Morgan County Regional Technology Center (UK) FY0203	Morgan	\$110,000
6/26/2003	Barren River Development Council FY0304	Warren	\$100,000
6/26/2003	CITE/eBusiness Strategy Group - FY0304	Warren	\$200,000
6/26/2003	CITE/connectkentucky FY0304	Warren	\$200,000
5/29/2003	Owensboro Biotechnology Alliance/Industry, Inc. -FY0203	Daviess	\$150,000
5/29/2003	Wayne County Rural Broadband Initiative (CITE)-FY0304	Wayne	\$150,000
1/30/2003	Murray State University/RCET/Energy Consortium Grant Program -FY0203	Calloway	\$1,000,000
1/30/2003	Lexington-Fayette Urban County Government/The Factory	Fayette	\$350,000
1/30/2003	Central Region Coordinator/Central Region ICC- FY0203	Warren	\$150,000
1/30/2003	Barren River Development Council FY02/03	Warren	\$100,000
12/20/2002	Northern Kentucky New Economy Marketing Plan/Tri-Ed -FY0203	Kenton	\$250,000
12/20/2002	EKU/Public Safety & Security Institute -FY0203	Madison	\$585,000
10/31/2002	Murray State University/Workforce Development Initiative -FY0203	Calloway	\$50,000

10/31/2002	Kentucky Technology Service/KMAC-FY0203	Fayette	\$175,000
10/31/2002	UK/Center for Pharmaceutical Science and Technology-FY0203	Fayette	\$1,000,000
10/31/2002	CITE/eBusiness Strategy Group -FY0203	Warren	\$200,000
9/26/2002	NKU/Institute for New Economy Technologies (INET)-FY0203	Campbell	\$400,000
9/26/2002	CITE/connectkentucky FY0203	Warren	\$200,000
8/29/2002	UK/Visualization Center/21st Century Manufacturing Initiative-FY0203	Fayette	\$2,000,000
8/29/2002	LMCDC/Metacyte Business Lab -FY0203	Jefferson	\$200,000
8/29/2002	U of L/Structural Biology Program/X-ray Diffractometer	Jefferson	\$250,000
8/29/2002	U of L/Proteomics Training Facility -FY0203	Jefferson	\$500,000
8/29/2002	U of L/Cardiovascular Innovation Institute FY0203	Jefferson	\$2,467,000
8/29/2002	U of L/iTRC Ideas to Action Incubator-FY0203	Jefferson	\$150,000
8/29/2002	Madison E Zone/operations - FY0203	Kenton	\$100,000
6/27/2002	EKU/Regional Director/Safety & Security Director	Madison	\$500,000
1/31/2002	UK/Pharmaceutical Science & Technology Project/building	Fayette	\$4,000,000
1/31/2002	Kentucky First/Madison Avenue Launch Team	Kenton	\$500,000
9/27/2001	Murray State University/RCET/West Ky Energy Consortium	Calloway	\$400,000
9/27/2001	NKU/NKU Emerging Technology Triangle Project	Campbell	\$500,000
9/27/2001	SKEDC/Valley Oak Business & Technology Park	Pulaski	\$200,000
6/28/2001	Commonwealth Seed Capital, LLC	Fayette	\$11,100,000
6/28/2001	EKU/Eastern Ky. ICC -FY0203	Madison	\$5,000,000
5/31/2001	Murray State University/RCET/building	Calloway	\$1,500,000
5/31/2001	KSTC/Kentucky Innovation and Commercialization Program	Fayette	\$1,300,000
5/31/2001	Madison E-Zone ICC	Kenton	\$500,000
3/28/2001	U of L/LMCDC/Technolgy Innovation Center	Jefferson	\$5,000,000
3/28/2001	WKU/Integrated Engineering Applications Laboratory	Warren	\$1,000,000
3/28/2001	WKU/Center for Research & Development	Warren	\$4,000,000
Total Support Provided			\$156,959,477

Appendix E: KAITC Recipients

Entity	Investor	FI County	Final Approval Date	Projected Angel Investment	Actual Angel Investment	Final Incentive Amount
Bexion Pharmaceuticals, Inc.	Knox, David George	Kenton	12/8/22	\$50,000.00	\$50,000.00	\$12,500.00
borderless LLC	Herrera, Melinda J.	Jefferson	12/8/22	\$40,000.00	\$40,000.00	\$10,000.00
CleanSpace Corporation	Toutant, Roy T.	Fayette	6/29/23	\$20,000.00	\$10,000.00	\$2,500.00
Cornbread CBD, PBC	Mackin, Colin N.	Jefferson	12/8/22	\$112,500.00	\$112,500.00	\$28,125.00
Cornbread CBD, PBC	Mackin, Noah L.	Jefferson	12/8/22	\$112,500.00	\$112,500.00	\$28,125.00
Cornbread CBD, PBC	Lenhardt, Theresa N.	Jefferson	12/8/22	\$112,500.00	\$112,500.00	\$28,125.00
Cornbread CBD, PBC	Mackin III, Joseph L.	Jefferson	12/8/22	\$112,500.00	\$112,500.00	\$28,125.00
EquiLottery LLC	Russell, Gary D.	Jefferson	12/8/22	\$200,000.00	\$200,000.00	\$50,000.00
EquiLottery LLC	Perkins, III, Herbert W.	Jefferson	12/8/22	\$100,000.00	\$100,000.00	\$25,000.00

EquiLottery LLC	Montano, Miguel O.	Jefferson	12/8/22	\$150,000.00	\$150,000.00	\$37,500.00
Equilottery LLC	Saunders, Robert S.	Jefferson	12/8/22	\$50,000.00	-	\$0.00
Goodmaps Inc.	Perkins, III, Herbert W.	Jefferson	6/29/23	\$50,000.00	\$50,000.00	\$12,500.00
Goodmaps Inc.	Perkins, III, Herbert W.	Jefferson	7/28/22	\$100,000.00	\$100,000.00	\$25,000.00
GoWild Alpha Inc.	Perkins, III, Herbert W.	Jefferson	4/27/23	\$50,000.00	\$50,000.00	\$12,500.00
Guide Book Outdoors, Inc.	Cassady, Jacob W.	Jefferson	6/29/23	\$25,000.00	\$15,000.00	\$3,750.00
Gun Media Holdings, Inc.	Self, Thomas Benjamin	Fayette	6/29/23	\$70,000.00	-	-
Gun Media Holdings, Inc.	Chait, Jonathan F.	Fayette	3/30/23	\$100,000.00	\$100,000.00	\$25,000.00
Gun Media Holdings, Inc.	Yarmuth, William B.	Fayette	4/27/23	\$800,000.00	\$800,002.56	\$200,000.00
Gun Media Holdings, Inc.	Young, Christopher H.	Fayette	9/29/22	\$500,000.00	\$500,000.00	\$125,000.00
Gun Media Holdings, Inc.	Yarmuth, Susan A.	Fayette	4/27/23	\$200,000.00	\$200,000.64	\$50,000.00
Lepidext, Inc.	Drury, John Henderson	Fayette	7/28/22	\$20,000.00	\$20,000.00	\$5,000.00
Lepidext, Inc.	Aebersold, Zachary Cole	Fayette	7/28/22	\$20,000.00	\$20,000.00	\$5,000.00
Lepidext, Inc.	Sidhu, Preetpal Singh	Fayette	7/28/22	\$100,000.00	\$100,000.00	\$25,000.00
Lepidext, Inc.	Hager, Benjamin William	Fayette	7/28/22	\$10,000.00	\$10,000.00	\$2,500.00
Liberate Medical (DE), Inc.	Francois, Cedric G.	Oldham	12/8/22	\$25,000.00	\$25,000.00	\$6,250.00
Liberate Medical (DE), Inc.	Toutant, Roy T.	Oldham	3/30/23	\$25,000.00	\$25,000.01	\$6,250.00
Liberate Medical (DE), Inc.	Toutant, Roy T.	Oldham	9/29/22	\$25,000.00	\$25,000.00	\$6,250.00
Parasight System Inc.	Goodnight, David L.	Fayette	7/28/22	\$50,000.00	-	-
Personal Medicine Plus LLC	Carlton, Gregory W.	McCracken	6/29/23	\$100,000.00	-	-
PowerTech Water, Inc.	Toutant, Roy T.	Fayette	5/25/23	\$50,000.00	\$49,999.16	\$12,499.00
PowerTech Water, Inc.	Chait, Jonathan F.	Fayette	5/25/23	\$50,000.00	\$49,999.16	\$12,499.00
PowerTech Water, Inc.	Houlihan, Jr., John Spencer	Fayette	6/29/23	\$50,000.00	\$0.00	\$0.00
PowerTech Water, Inc.	Wolford, George Rodney	Fayette	5/25/23	\$25,000.00	\$25,000.00	\$6,250.00
PowerTech Water, Inc.	Young, Christopher H.	Fayette	5/25/23	\$150,000.00	\$150,000.00	\$37,500.00
PowerTech Water, Inc.	Toutant, Roy T.	Fayette	1/26/23	\$75,000.00	\$75,000.00	\$18,750.00
PowerTech Water, Inc.	Diachun, Daniel S.	Fayette	5/25/23	\$100,000.00	\$99,999.95	\$24,999.00
PowerTech Water, Inc.	Hawse, Alan R.	Fayette	5/25/23	\$100,000.00	\$99,999.95	\$24,999.00
Pyrochem Catalyst Company	Meng, George E.	Jefferson	12/8/22	\$25,000.00	\$25,000.00	\$6,250.00
Pyrochem Catalyst Company	Streepey, Ben M.	Jefferson	12/8/22	\$15,000.00	\$15,000.00	\$3,750.00
Pyrochem Catalyst Company	Jakobi, Larry A.	Jefferson	12/8/22	\$50,000.00	\$50,000.00	\$12,500.00
Pyrochem Catalyst Company	Noonan, Joseph E.	Jefferson	12/8/22	\$25,000.00	\$25,000.00	\$6,250.00
Pyrochem Catalyst Company	Goodnight, David L.	Jefferson	12/8/22	\$15,000.00	\$15,000.00	\$3,750.00
RalphVR Inc.	Flynn, II, John Bishop	Fayette	3/30/23	\$20,000.00	\$15,000.00	\$3,750.00
Rave On Sports, LLC	Pappas, John E.	Fayette	7/28/22	\$50,000.00	\$50,000.00	\$12,500.00
Thynk Health, LLC	Hollembaek, Linda T.	Fayette	4/27/23	\$25,000.00	\$25,000.00	\$6,250.00
Thynk Health, LLC	Toutant, Roy T.	Fayette	1/26/23	\$75,000.00	\$75,000.00	\$18,750.00
Thynk Health, LLC	Meng, George E.	Fayette	3/30/23	\$25,000.00	\$25,000.00	\$6,250.00
Thynk Health, LLC	Hoffman, J. Miller	Fayette	4/27/23	\$25,000.00	\$25,000.00	\$6,250.00
Wendal Inc	Young, Jason Alan	Kenton	5/25/23	\$200,012.00	\$40,022.57	\$10,005.00
Wendal Inc	Emerine, Kelly Beth	Kenton	4/27/23	\$10,043.00	\$10,043.00	\$2,510.00
Wendal Inc	Verst, Paul T.	Kenton	3/30/23	\$250,028.00	\$250,028.00	\$62,507.00
Wendal Inc	Kienzle, Barry G.	Kenton	3/30/23	\$100,031.00	\$100,031.00	\$25,007.00
Wendal Inc	Sousa, IV, John Philip	Kenton	3/30/23	\$250,000.00	\$200,012.00	\$50,003.00

Wendal Inc	Watkins, Matthew David	Kenton	3/30/23	\$21,041.00	\$21,041.00	\$5,260.00
Wendal Inc	Sumerel, Craig D.	Kenton	7/28/22	\$200,024.00	\$200,024.00	\$50,006.00
Wendal Inc	Grace, Corey Paul	Kenton	5/25/23	\$27,016.00	\$27,016.49	\$6,754.00
Wendal Inc	Sumerel, Craig D.	Kenton	5/25/23	\$200,012.00	\$200,012.00	\$50,003.00
Wendal Inc	Moeves, Tobias J.	Kenton	5/25/23	\$150,047.00	\$100,000.00	\$25,000.00
Wendal Inc	Arrasmith, II, Jerry Joseph	Kenton	6/29/23	\$30,000.00	\$30,029.48	\$7,500.00
Wendal Inc	Schroeder, Gregory Lee	Kenton	12/8/22	\$600,000.00	\$600,000.00	\$150,000.00
Wendal Inc	Tuffin, Mark Charles	Kenton	12/8/22	\$1,000,000.00	\$1,000,000.00	\$200,000.00
Wendal Inc	Heidrich, David P.	Kenton	8/25/22	\$25,036.00	\$25,036.00	\$6,259.00
Wendal Inc	Ford, Matthew Michael	Kenton	4/27/23	\$40,023.00	\$40,023.00	\$10,005.00
Wendal Inc	Schroeder, Gregory Lee	Kenton	4/27/23	\$200,012.00	\$200,012.40	\$50,003.00
Wendal Inc	Becker, Mark J.	Kenton	8/25/22	\$20,020.00	\$20,020.00	\$5,005.00
Wendal Inc	Wulfek, Jason Edward	Kenton	8/25/22	\$80,036.00	\$80,036.00	\$20,009.00
Wendal Inc	Bray, Scott R.	Kenton	4/27/23	\$80,045.00	\$80,045.13	\$20,011.00
Wendal Inc	Fritz, Michael B.	Kenton	9/29/22	\$10,032.00	\$10,032.00	\$2,508.00
Grand Totals (68 records)				\$7,773,458.00	\$7,168,465.50	\$1,742,101.00

Appendix F: KSBTC Recipients

Company Name	County	Base Employment Number	New Jobs Projected	Average Hourly Wage	Final Total Estimated Costs	Final Incentive Amount
606 Holdings, LLC	Perry	0	6	\$17.77	\$84,673.00	\$21,000.00
76 Home Services LLC	Jefferson	0	4	\$19.88	\$53,500.00	\$14,000.00
863 Wilkinson, LLC	Franklin	1	5	\$15.00	\$21,386.00	\$17,500.00
Administrative Processing & Services, LLC	Fayette	23	5	\$23.21	\$18,048.00	\$17,500.00
Administrative Processing & Services, LLC	Fayette	15	8	\$20.53	\$30,395.00	\$25,000.00
Advanced Dental Center, Inc.	Jefferson	7	7	\$36.43	\$66,391.00	\$24,500.00
Almost Home Brewing LLC	Jefferson	2	2	\$14.50	\$33,739.00	\$7,000.00
Annie's Frugal Finery LLC	Letcher	1	3	\$13.00	\$5,020.00	\$5,000.00
Architectural Kitchens & Baths LLC	Fayette	3	1	\$26.44	\$6,348.00	\$3,500.00
Arthritis Center of Lexington, P.S.C.	Fayette	43	6	\$22.28	\$31,201.00	\$21,000.00
Automotive Service Products, Inc.	Boone	30	4	\$17.75	\$15,940.00	\$14,000.00
Ayoroa Simmons, LLC	Fayette	7	4	\$27.85	\$76,900.00	\$14,000.00
Ballast, Inc.	Fayette	8	1	\$52.43	\$6,787.00	\$3,500.00
BEH Physical Therapy, LLC	Madison	0	1	\$30.29	\$5,489.00	\$3,500.00
Best Pets Animal Clinic, LLC	Scott	1	1	\$44.93	\$43,350.00	\$3,500.00
Bethany Hicks Agency, LLC	Fayette	6	4	\$17.25	\$20,722.00	\$14,000.00
BGS Kentucky, LLC	Fayette	1	1	\$17.31	\$5,697.00	\$3,500.00

Bluegrass Hearing Clinic, LLC	Bourbon	18	2	\$13.95	\$7,750.00	\$7,000.00
BMT Maintenance LLC	Scott	0	3	\$28.92	\$32,740.00	\$10,500.00
Bozz's Excavating, LLC	Daviess	0	1	\$17.31	\$8,500.00	\$3,500.00
Brian Bumm Designs LLC	Daviess	0	1	\$25.00	\$32,705.00	\$3,500.00
Bright & Edwards Group, LLC	McCracken	0	1	\$62.50	\$43,580.00	\$3,500.00
Broker House Lending, LLC	Jefferson	5	1	\$21.00	\$49,999.00	\$3,500.00
Bruce-Layne, LLC	Jefferson	8	1	\$19.00	\$16,130.00	\$3,500.00
Budget Print Center, Inc.	Jefferson	5	2	\$17.00	\$83,420.00	\$7,000.00
Busy Bee Occupational Therapy, PLLC	Madison	10	4	\$23.04	\$13,371.00	\$13,300.00
Butts Golf, LLC	Livingston	2	2	\$20.00	\$64,241.00	\$7,000.00
C & L Golf, LLC	Lincoln	0	1	\$19.37	\$11,299.00	\$3,500.00
C2 Strategic Communications LLC	Jefferson	12	6	\$33.30	\$21,375.00	\$21,000.00
Capital Recovery Group Technologies, LLC	Jefferson	15	7	\$35.04	\$25,070.00	\$24,500.00
Carbide Products, Inc.	Scott	26	1	\$18.50	\$186,134.00	\$3,500.00
Carey Sign Company, LLC	Nelson	2	2	\$19.26	\$69,538.00	\$7,000.00
Carlisle Milling, LLC	Graves	5	1	\$17.50	\$16,200.00	\$3,500.00
Carpet Specialists, Inc.	Jefferson	24	4	\$19.58	\$39,477.00	\$14,000.00
CE Holdings, LLC	Marshall	1	1	\$13.50	\$84,990.00	\$3,500.00
Children's Vision and Learning Center, P.S.C.	Woodford	5	1	\$31.25	\$5,700.00	\$3,500.00
Chism Machine and Gage, Inc.	Pulaski	2	5	\$40.35	\$25,000.00	\$17,500.00
Clique Boutique LLC	Jefferson	12	2	\$17.75	\$9,048.00	\$7,000.00
Collier Associates, Inc.	Marshall	10	2	\$67.25	\$42,990.00	\$7,000.00
Collier Electrical Service, Inc.	Marshall	32	4	\$26.16	\$20,544.00	\$14,000.00
Collier Electrical Service, Inc.	Marshall	36	2	\$34.72	\$7,800.00	\$7,000.00
Commonwealth Eye Clinic, Inc.	Fayette	11	5	\$27.22	\$17,630.00	\$17,500.00
Compass Counseling LLC	McCracken	1	1	\$14.00	\$79,185.00	\$3,500.00
Complete Restoration LLC	Henderson	4	2	\$18.60	\$24,846.00	\$7,000.00
Connors Flooring Solutions, Inc.	Jefferson	2	1	\$16.00	\$5,000.00	\$3,500.00
Consultant Solutions, Incorporated	Fayette	38	2	\$23.30	\$27,995.00	\$7,000.00
Core4 Therapy Group, LLC	Fayette	0	3	\$52.67	\$10,580.00	\$10,500.00
Cornerstone Sign and Decal, Inc.	Jefferson	7	2	\$18.45	\$185,750.00	\$7,000.00
Corvin's Furniture & Carpet, LLC	Nelson	23	2	\$19.47	\$19,554.00	\$7,000.00
Corvin's Furniture & Carpet, LLC	Nelson	22	1	\$34.75	\$16,981.00	\$3,500.00
Corvin's Furniture & Carpet, LLC	Nelson	21	1	\$36.05	\$52,126.00	\$3,500.00
Cunningham Machine, LLC	Calloway	3	1	\$23.00	\$85,100.00	\$3,500.00
Davis Jewelers, Inc.	Jefferson	13	3	\$25.53	\$27,394.00	\$10,500.00
D C Electric of Benton, Inc.	Marshall	30	2	\$21.06	\$31,451.00	\$7,000.00
D-Crane Rental, LLC	Boone	9	3	\$35.06	\$80,000.00	\$10,500.00
Dennis L. Thomas & Company, PLLC.	Jefferson	0	3	\$32.54	\$7,005.00	\$7,000.00
Designer Eyewear, Inc.	Jefferson	1	1	\$27.47	\$6,632.00	\$3,500.00
Devan Medical, LLC	Fayette	0	1	\$224.89	\$12,844.00	\$3,500.00
Division Three, LLC	Shelby	1	2	\$23.00	\$26,410.00	\$7,000.00

Dixie Yard Works, LLC	Hardin	16	4	\$19.13	\$60,942.00	\$14,000.00
Dr. Kimberly A. Buckner, PLC	Elliott	2	1	\$11.00	\$6,140.00	\$3,500.00
Dyer and Pine Company, Inc.	Jefferson	3	1	\$33.52	\$5,421.00	\$3,500.00
Ebelhar Whitehead, PLLC	Daviess	5	2	\$27.43	\$13,964.00	\$7,000.00
Eddy Creek Marina Resort, LLC	Lyon	6	1	\$20.00	\$17,024.00	\$3,500.00
Edge Academy of Beauty Incorporated	Clay	0	2	\$25.00	\$8,771.00	\$7,000.00
EF Enterprises, Inc.	Calloway	9	1	\$19.00	\$5,836.00	\$3,500.00
Engenesys, LLC	Boone	2	6	\$32.13	\$22,928.00	\$21,000.00
Engineered Building Systems, Inc.	Campbell	13	2	\$31.50	\$11,999.00	\$7,000.00
Evan M. Zeh DMD MS, PLC	Shelby	0	2	\$18.50	\$8,000.00	\$7,000.00
Farm to Bagel Lex, Inc.	Fayette	6	1	\$15.00	\$6,455.00	\$3,500.00
First Saturday Real Estate LLC	Jefferson	4	1	\$30.28	\$5,493.00	\$3,500.00
Fleur de Lis Communications, LLC	Jefferson	0	2	\$31.49	\$7,173.00	\$7,000.00
Foundations Family & Implant Dentistry, PLLC	Jefferson	5	3	\$20.67	\$13,954.00	\$10,500.00
Green River Accounting and Tax Solutions LLC	Hart	4	4	\$20.65	\$23,161.00	\$14,000.00
Green River Accounting and Tax Solutions LLC	Hart	3	1	\$25.00	\$5,458.00	\$3,500.00
Gutter Boyz of Kentucky, LLC	Marshall	5	2	\$14.54	\$11,000.00	\$7,000.00
H.P.G. Inc	Jefferson	1	1	\$22.59	\$6,345.00	\$3,500.00
Harris Federal Law Firm L.L.C.	Fayette	3	1	\$30.00	\$7,591.00	\$3,500.00
Health Choice Enterprises, LLC	Jefferson	7	1	\$21.63	\$13,033.00	\$3,500.00
Heartland Veterinary Hospital of Elizabethtown P.S.C.	Hardin	7	4	\$15.39	\$11,614.00	\$11,600.00
Hester Equestrian, LLC	Fayette	1	1	\$23.26	\$32,200.00	\$3,500.00
Highlandbrook Nursery, LLC	Todd	5	1	\$15.00	\$7,450.00	\$3,500.00
Hurd Aviation LLC	Scott	7	4	\$38.90	\$14,070.00	\$14,000.00
Ingenium Solutions, LLC	Jefferson	6	5	\$28.40	\$15,254.00	\$15,200.00
Inside Out Design, LLC	Franklin	7	1	\$18.00	\$64,000.00	\$3,500.00
ISET, LLC	Jefferson	2	3	\$18.33	\$16,000.00	\$10,500.00
JB Therapy Services, PLLC	Daviess	5	5	\$14.60	\$17,946.00	\$17,500.00
JC Brewer Construction, Inc.	Warren	21	2	\$26.50	\$12,650.00	\$7,000.00
JDR LLC	Jefferson	10	1	\$21.40	\$7,252.00	\$3,500.00
Jeffries Heating & Air, LLC	Pulaski	6	4	\$22.50	\$11,495.00	\$11,400.00
Jobe Publishing, Inc.	Hart	34	8	\$12.41	\$18,675.00	\$18,600.00
Joe W. Taylor, CPAs, Inc.	Warren	4	1	\$30.00	\$5,632.00	\$3,500.00
Joker Business Solutions, LLC	Fayette	2	1	\$23.00	\$5,080.00	\$3,500.00
Kentucky Lumber LLC	Todd	5	2	\$21.63	\$5,072.00	\$5,000.00
Kentucky Machinery Company, LLC	Madison	9	1	\$33.00	\$192,927.00	\$3,500.00
Kismet Marketing, L.L.C.	Fayette	3	1	\$32.00	\$5,697.00	\$3,500.00
Knox Professional Pharmacy, Inc.	Knox	2	2	\$16.00	\$132,900.00	\$7,000.00
KY Hearing Clinic, LLC	Jefferson	2	1	\$41.00	\$8,432.00	\$3,500.00
Lancaster Eye Center, PLLC	Garrard	3	1	\$14.00	\$5,220.00	\$3,500.00
Laswell Electric Company, Inc.	Jefferson	11	6	\$25.08	\$24,104.00	\$21,000.00

Legacy Real Estate Group, Inc.	Warren	8	2	\$21.51	\$7,584.00	\$7,000.00
Legion Logistics, LLC	Campbell	17	5	\$27.17	\$9,616.00	\$9,600.00
Lexcelon, LLC	Fayette	2	1	\$23.44	\$6,200.00	\$3,500.00
LJS Transport LLC	Graves	5	1	\$66.79	\$105,900.00	\$3,500.00
Lovo Systems, Inc.	Fayette	19	2	\$27.00	\$31,831.00	\$7,000.00
Luna's Coffee, Wine, and Butterfly Farm Limited Liability Company	Jessamine	0	1	\$21.50	\$5,122.00	\$3,500.00
Marrillia Interests, LLC	Fayette	25	4	\$33.99	\$25,328.00	\$14,000.00
McCain Bros. Excavating, Inc.	Washington	22	5	\$24.25	\$65,500.00	\$17,500.00
Meyerowitz & King, PLLC	Jefferson	3	1	\$43.27	\$5,085.00	\$3,500.00
Milk & Honey, LLC	Jefferson	0	1	\$12.00	\$15,399.00	\$3,500.00
Mindel, Scott & Associates, Inc.	Jefferson	27	3	\$27.08	\$21,707.00	\$10,500.00
Mizuguchi Plastic Surgery, PLLC	Jefferson	6	2	\$19.90	\$10,000.00	\$7,000.00
Motus Freight, LLC	Campbell	22	5	\$22.83	\$17,560.00	\$17,500.00
Noble View Veterinary Clinic, LLC	Scott	4	2	\$30.14	\$21,850.00	\$7,000.00
Nunn Psychiatric Care, PLLC	LaRue	2	3	\$40.97	\$8,239.00	\$8,200.00
Old Gate, LLC	Fayette	17	8	\$15.34	\$31,790.00	\$25,000.00
Old School Mall, LLC	Fayette	0	1	\$22.46	\$26,655.00	\$3,500.00
Optimal Living Services, LLC	Fayette	3	4	\$22.00	\$18,586.00	\$14,000.00
Patterson and Company CPAs PLLC	Jefferson	17	2	\$25.93	\$8,801.00	\$7,000.00
PayHOA, LLC	Fayette	4	2	\$27.64	\$8,795.00	\$7,000.00
Phoenix Preferred Care Incorporated	Pulaski	13	2	\$19.23	\$10,030.00	\$7,000.00
Please & Thank You, LLC	Jefferson	13	2	\$20.96	\$39,249.00	\$7,000.00
Priceville Hardwoods, LLC	Hart	2	5	\$29.15	\$135,000.00	\$17,500.00
Quantum Ink Company	Jefferson	32	3	\$21.39	\$11,400.00	\$10,500.00
Quest Counseling, LLC	Pulaski	21	5	\$24.19	\$14,790.00	\$14,700.00
Quilted Joy, LLC	Jefferson	3	3	\$15.77	\$8,520.00	\$8,500.00
Rad Accessories, LLC	Marshall	5	4	\$22.27	\$25,343.00	\$14,000.00
Radiant Inc.	Jefferson	6	2	\$19.00	\$8,532.00	\$7,000.00
Rainmaker Corporation	Daviess	12	2	\$20.06	\$6,425.00	\$6,400.00
REB Architects, PLLC	Jessamine	7	1	\$17.63	\$5,015.00	\$3,500.00
Runswitch, LLC	Jefferson	14	4	\$20.46	\$15,313.00	\$14,000.00
Ryder Advising, LLC	Fayette	0	1	\$19.23	\$49,225.00	\$3,500.00
Schipper Enterprises, LLC	Jefferson	31	8	\$17.00	\$32,275.00	\$25,000.00
Seay Motors, LLC	Graves	13	3	\$20.71	\$14,990.00	\$10,500.00
Service Specialties, LLC	Clark	14	5	\$27.60	\$171,107.00	\$17,500.00
Shelia Wilson Alexander CPA	Calloway	3	1	\$13.00	\$8,955.00	\$3,500.00
Sisk Automotive, LLC	Christian	0	7	\$38.08	\$66,550.00	\$24,500.00
Solar Energy Solutions LLC	Fayette	15	6	\$26.40	\$102,618.00	\$21,000.00
South Central Veterinary Services, LLC	Warren	11	1	\$40.86	\$18,400.00	\$3,500.00
Southern Kentucky Industrial Equipment LLC	Pulaski	5	1	\$17.00	\$26,351.00	\$3,500.00
Stang Plumbing, Inc.	Clark	5	2	\$13.75	\$38,000.00	\$7,000.00
Team Wolf, Inc	Jefferson	7	1	\$28.44	\$5,990.00	\$3,500.00

Team Wolf, Inc	Jefferson	3	4	\$21.53	\$14,506.00	\$14,000.00
Teeters & May, PLLC	Johnson	0	4	\$24.16	\$20,384.00	\$14,000.00
The Joint - BBQ, Wings & More LLC	Lyon	1	1	\$18.99	\$8,310.00	\$3,500.00
The Nest Day Spa, LLC	Greenup	0	6	\$26.94	\$25,100.00	\$21,000.00
Thermal Equipment Sales, Inc.	Fayette	28	1	\$29.57	\$20,000.00	\$3,500.00
Think Tank Marketing, LLC	Jefferson	1	1	\$22.00	\$5,498.00	\$3,500.00
Tony Brown Chevrolet, Inc.	Meade	38	6	\$29.00	\$24,551.00	\$21,000.00
Total Tech Solutions LLC	Calloway	9	3	\$25.82	\$18,995.00	\$10,500.00
Uptown Restaurant, LLC	Jefferson	0	5	\$19.99	\$14,438.00	\$14,400.00
Vivid Imaginations Child Care Center, LLC	Jefferson	4	1	\$13.00	\$5,600.00	\$3,500.00
Volta Inc.	Franklin	29	2	\$49.76	\$36,473.00	\$7,000.00
W. M. Holland, Inc.	Daviess	5	1	\$17.20	\$5,439.00	\$3,500.00
Waityn4JC Mobilization LLC	Anderson	18	2	\$18.29	\$89,000.00	\$7,000.00
Wake Cumberland Watersports LLC	Pulaski	3	3	\$14.01	\$12,446.00	\$10,500.00
West Sixth Brewing Company, LLC	Fayette	33	7	\$19.52	\$31,929.00	\$24,500.00
Wildcat Used Cars, LLC	Pulaski	3	7	\$32.09	\$27,999.00	\$24,500.00
Wilder Iron Works LLC	Campbell	5	1	\$19.00	\$6,375.00	\$3,500.00
Wiley Electrical Contractor, LLC	Lincoln	2	2	\$15.06	\$18,080.00	\$7,000.00
Willow Hill Supply, LLC	Clark	7	8	\$15.97	\$49,900.00	\$25,000.00
Woodford Family Chiropractic, LLC	Woodford	0	1	\$14.00	\$60,559.00	\$3,500.00
Wyatt Plumbing Inc.	Fayette	1	1	\$16.00	\$5,011.00	\$3,500.00
XploreKy, LLC	Jefferson	16	5	\$18.00	\$63,500.00	\$17,500.00
Grand Totals (164 records)		446			\$4,863,747.00	\$1,501,900.00

Appendix G: KSBCI Recipients

Closed	Participating Bank	KSBCI Program	Total Project Amount	KSBCI Support Amount
JAKLAK LLC	First Financial Bank	KYLPP	\$550,147.16	\$106,029.40
DC Logistics, Inc.	United Citizens Bank & Trust	KYCSP	\$350,000.00	\$18,750.00
Arnett Dental Practice, PLLC/She-lia's Property, LLC	First National Bank of Grayson	KYCSP	\$580,000.00	\$104,400.00
Prosigns LLC	Mountain Association	KYCSP	\$150,000.00	\$30,000.00
Print My Threads, LLC	Mountain Association	KYCSP	\$230,000.00	\$40,000.00
Marshall T. West d/b/a West & Jones Funeral Home	Mountain Association	KYCSP	\$225,000.00	\$40,000.00
Shooting Star Properties, LLC/Paladin, Inc.	Community Trust Bank	KYCSP	\$705,000.00	\$40,125.00
Miles Exterminating Co., Inc.	First National Bank of Grayson	KYCSP	\$80,000.00	\$16,000.00
Phillips Diversified Manufacturing, Inc.	KHIC	KYCSP	\$1,200,000.00	\$240,000.00
Grace Community Health Center	Forcht Bank	KYCSP	\$600,000.00	\$99,000.00

Carey Technologies, Inc. dba Pine Mountain Canopy Tours	KHIC	KYCSP	\$550,000.00	\$50,000.00
Frontier Veterinary Services, LLC	United Southern Bank	KYCSP	\$300,000.00	\$37,498.55
Christian Academy of Lawrenceburg, Kentucky, Inc.	First Financial Bank	KYCSP	\$707,000.00	\$131,400.00
Posh Academy, LLC	Paducah Bank & Trust	KYCSP	\$358,250.00	\$49,000.00
Stapleton Holdings, LLC	First Financial Bank	KYCSP	\$457,000.00	\$91,400.00
Julep Pets, Inc.	Kentucky Bank	KYCSP	\$155,000.00	\$23,250.00
Quality Tire & Access, Inc.	SKED	KYCSP	\$150,000.00	\$22,500.00
M & M Newspapers, LLC	Traditional Bank	KYCSP	\$500,000.00	\$90,000.00
Critchfield Meats, Inc.	Traditional Bank	KYCSP	\$1,607,905.79	\$211,543.20
PMAK, LLC (project #1)	Fifth Third Bank	KYCSP	\$725,000.00	\$72,500.00
KJKJ, LLC	Fifth Third Bank	KYCSP	\$578,106.63	\$91,306.00
Mahalaxmi Host, LLC and Radha Ventures, LLC	Traditional Bank	KYCSP	\$1,250,000.00	\$250,000.00
Hicks-Blaydes Farm, LLC	Kentucky Bank	KYCSP	\$600,913.40	\$58,930.00
Affordable Signs & Apparel, LLC	United Citizens Bank & Trust	KYCSP	\$48,000.00	\$9,000.00
McClure's Auto Parts, Inc.	Mountain Association	KYCSP	\$560,000.00	\$112,000.00
Mirissia Duncil and Miles Duncil	First National Bank of Grayson	KYCSP	\$205,000.00	\$41,000.00
GBC Enterprises, LLC	Republic Bank & Trust	KYCSP	\$2,822,500.00	\$360,000.00
Addiction Recovery Care, LLC (project #1)	Mountain Association	KYCSP	\$150,000.00	\$16,000.00
5454 LLC	First Harrison Bank	KYCSP	\$144,100.00	\$15,851.00
Faith Holdings LLC	First Harrison Bank	KYCSP	\$3,120,000.00	\$456,000.00
SNEAK Properties, LLC	Stock Yards Bank	KYCSP	\$4,200,000.00	\$798,000.00
Drs. Burch, Renshaw, Wix & Associates, P.S.C.	Republic Bank & Trust	KYCSP	\$1,907,637.00	\$250,000.00
Addiction Recovery Care, LLC (project #2)	Mountain Association	KYCSP	\$500,000.00	\$100,000.00
AAA CNC Milling Center LLC	First Harrison Bank	KYCSP	\$330,000.00	\$36,000.00
True North Properties, LLC	Fifth Third Bank	KYCSP	\$120,000.00	\$24,000.00
PEARCE Group LLC	Fifth Third Bank	KYCSP	\$230,000.00	\$46,000.00
AEK Transport Services LLC	Community Ventures Corporation	KYCSP	\$85,000.00	\$17,000.00
Capitol Brewing Company, PBC	Traditional Bank	KYCSP	\$130,000.00	\$26,000.00
F&B Properties LLC	Traditional Bank	KYCSP	\$1,600,000.00	\$142,500.00
Affordable Granite & Marble Co. LLC	First Harrison Bank	KYCSP	\$230,000.00	\$45,000.00
PMAK, LLC (project #3)	Fifth Third Bank	KYCSP	\$624,500.00	\$62,450.00
Sav's Grill, LLC	Traditional Bank	KYCSP	\$525,000.00	\$96,200.00
Pearly Gates JV L.L.C.	First Harrison Bank	KYCSP	\$939,964.00	\$120,000.00
Unstoppable Faith LLC	First Harrison Bank	KYCSP	\$843,755.00	\$166,751.00
Parker Farm Supply, LLC	United Citizens Bank & Trust	KYCSP	\$472,000.00	\$25,400.00
OC Brannon Crossing, LLC	Fifth Third Bank	KYCSP	\$1,500,000.00	\$150,000.00
153 LLC	First Harrison Bank	KYCSP	\$496,764.00	\$97,853.00
Green Solutions Landcare, LLC	Monticello Banking Company	KYCSP	\$1,309,000.00	\$250,000.00
340 North Buckman, LLC (Pink Door Wreaths)	First Harrison Bank	KYCSP	\$726,400.00	\$127,000.00

BlueGrass Taproot, LLC	First Harrison Bank	KYCSP	\$786,150.00	\$135,000.00
PJJAM Enterprises, Inc. (real estate loan)	Stock Yards Bank & Trust	KYCSP	\$450,000.00	\$90,000.00
PJJAM Enterprises, Inc. (equipment loan)	Stock Yards Bank & Trust	KYCSP	\$1,250,000.00	\$250,000.00
TS Montgomery, LLC	Traditional Bank	KYCSP	\$623,560.00	\$104,968.00
Thind & Manak Investment, LLC	Traditional Bank	KYCSP	\$2,630,908.00	\$396,082.00
DE/TAC Properties Limited Liability Partnership	Commercial Bank	KYCSP	\$210,000.00	\$26,350.00
Still Lake Properties I, LLC (real estate)	South Central Bank	KYCSP	\$712,500.00	\$135,000.00
Still Lake Properties I, LLC (equipment)	South Central Bank	KYCSP	\$187,500.00	\$30,000.00
TJ Dillow Properties LLC	Citizens Bank of Kentucky, Inc.	KYCSP	\$1,000,000.00	\$90,000.00
McReynolds Physical Therapy, PLLC	First Financial Bank, N.A.	KYCSP	\$214,000.00	\$21,400.00
DE/TAC Properties Limited Liability Partnership	Citizens Bank of Kentucky, Inc.	KYCSP	\$928,000.00	\$83,520.00
Chambers Investments, LLC & Chambers Dentistry, PLLC	Traditional Bank	KYCSP	\$1,400,000.00	\$250,000.00
GGML Holdings LLC	Stock Yards Bank & Trust	KYCSP	\$1,685,000.00	\$207,360.00
TOTAL CLOSED FUNDS			\$48,506,560.98	\$7,323,317.15

Paid Off/Recyclable Funds				
NucSafe, Inc. / NucSafe Instruments, Inc.	SKED	KYCSP	\$2,000,000.00	\$100,000.00
M&M Partners (project #2)	Community Trust Bank	KYCSP	\$51,442.00	\$10,000.00
Eastern Telephone & Technologies	Mountain Association	KYCSP	\$275,000.00	\$9,500.00
OB Holdings, LLC (Ocean Breeze)	Community Trust Bank	KYCSP	\$386,086.50	\$47,250.00
The RF Group, LLC DBA Simply the Best Sports Bar & Grill	The Commercial Bank of Grayson	KYCSP	\$151,274.27	\$30,000.00
Indatus	PNC Bank	KYCSP	\$8,700,000.00	\$1,000,000.00
Sunny Deals, LLC	First Financial Bank	KYCSP	\$25,000.00	\$5,000.00
Wreck-A-Mend Auto Restoration, LLC	United Southern Bank	KYCSP	\$94,500.00	\$14,250.00
Vest Fabrication & Certified Welding, LLC	Kentucky Bank	KYCSP	\$40,000.00	\$4,000.00
Grace Coffee, Café, Bakery, LLC	Community Ventures Corporation	KYCSP	\$75,000.00	\$15,000.00
Land of Tomorrow Productions, LLC	South Central Bank	KYCSP	\$-	\$326.05
Lincoln Manufacturing USA, LLC	Commercial Bank	KYCSP	\$7,245,000.00	\$449,000.00
Lincoln Manufacturing USA, LLC	Commercial Bank	KYCSP	\$2,800,000.00	\$280,000.00
H & S Distributing, LLC	Wilson & Muir Bank & Trust Co.	KYCSP	\$104,000.00	\$19,400.00
BCM JR WR LLC/Elevation Management Group, LLC	United Southern Bank	KYCSP	\$480,000.00	\$96,000.00
J and L Lyle, Inc. Project #2	Kentucky Bank	KYCSP	\$29,000.00	\$5,220.00
Carnage Outdoor Gear, LLC	Paducah Bank & Trust	KYCSP	\$90,522.00	\$18,000.00

K&G Bear Creek Retreat/Montgomery Wildness/KY Antler	Kentucky Farmers Bank	KYCSP	\$-	\$11,582.47
Tim and Bonita Butler	Citizens First Bank	KYCSP	\$140,000.00	\$26,000.00
ROR, LLC/Stepping Stones For Children, Inc.	Kentucky Bank	KYCSP		\$151,969.11
Maynard Studios	Community Trust Bank	KYCSP	\$165,750.00	\$24,862.50
Benjamin Watts/William & Kathy Watts/Wattsy's House of Iron	United Citizens Bank & Trust	KYCSP	\$50,000.00	\$10,000.00
J and L Lyle, Inc. Project #1	Kentucky Bank	KYCSP	\$35,000.00	\$6,300.00
Fit Bodies, Inc.	Fifth Third Bank	KYCSP	\$211,000.00	\$26,954.00
Big Red Burritos, LLC	Fifth Third Bank	KYCSP	\$25,000.00	\$5,000.00
Walnut Specialists Incorporated	KHIC	KYCSP	\$150,000.00	\$30,000.00
JSB Industrial Solutions, Inc.	Mountain Association	KYCSP	\$550,000.00	\$50,000.00
Lee's Ford Wine & Spirit Shoppe, LLC	Community Trust Bank	KYCSP	\$350,000.00	\$70,000.00
Palate Restaurant Group, LLC	Traditional Bank	KYCSP	\$1,175,000.00	\$120,000.00
Grace Community Health Center	Forcht Bank	KYCSP	\$-	\$21,000.00
Geoffrey & Angel Knight/Knights Transportation Services	South Central Bank	KYCSP	\$225,000.00	\$45,000.00
H.B. Molding	Huntington Bank	KYCAP	\$40,000.00	\$1,200.00
Skidaddles, Inc.	Huntington National	KYCAP	\$65,306.12	\$1,902.12
LES Workout, LLC	Citizens First Bank	KYCSP	\$1,098,920.00	\$49,672.00
JC Brewer Construction, Inc.	Citizens First Bank	KYCSP	\$251,200.00	\$50,000.00
Clark County Veterinary Clinic, INC, Jeff and Kim Castle	Kentucky Bank	KYCSP	\$680,823.58	\$24,800.00
Austin Enterprises Incorporated	Kentucky Bank	KYCSP	\$242,000.00	\$48,400.00
HC Matthews	Citizens First Bank	KYCSP	\$444,900.00	\$69,101.00
212 Wayne Drive LLC, dba LaFontaine Preparatory School, LLC	Mountain Association	KYCSP	\$355,000.00	\$69,000.00
All Type Supply, LLC	Citizens Deposit Bank	KYCSP	\$181,868.00	\$36,000.00
CGS Machine & Tool, Inc.	Franklin Bank & Trust Company	KYCSP	\$1,440,000.00	\$248,000.00
Stardust Holdings, LLC & Stardust Ventures, LLC	KHIC	KYCSP	\$1,800,000.00	\$250,000.00
Godi Corporation	Fifth Third Bank	KYCSP	\$908,000.00	\$60,000.00
Cosmic Cheer and Tumble LLC	First National Bank of Grayson	KYCSP	\$239,000.00	\$29,850.00
Superior Expediters LLC (project #1)	SKED	KYCSP	\$75,000.00	\$13,800.00
AU Associates, Inc.	Community Ventures Corporation	KYCSP	\$471,919.11	\$45,855.00
Eastman Law Office, PSC	First Financial Bank	KYCSP	\$91,000.00	\$18,200.00
Mountain Music Exchange, LLC	Mountain Association	KYCSP	\$50,000.00	\$10,000.00
"J & H Mcglone LLC dba Kees Farm Services & Supply, LLC - project #1"	First National Bank of Grayson	KYCSP	\$366,000.00	\$26,700.00
"J & H Mcglone LLC dba Kees Farm Services & Supply, LLC - project #2"	First National Bank of Grayson	KYCSP	\$50,000.00	\$10,000.00
Empress Properties, LLC	Republic Bank & Trust	KYCSP	\$1,200,000.00	\$150,000.00
D & M Contracting, Inc.	Mountain Association	KYCSP	\$100,000.00	\$16,000.00
Tilted Tulip, LLC	Mountain Association	KYCSP	\$305,000.00	\$49,000.00

Purley Enterprises, Inc. (project #1)	Kentucky Bank	KYCSP	\$147,500.00	\$29,500.00
Purley Enterprises, Inc. (project #2)	Kentucky Bank	KYCSP	\$317,355.00	\$57,471.00
Miller Insulation, LLC/Andrew & Eli Miller	South Central Bank of Hardin County, Inc.	KYLPP	\$85,000.00	\$17,000.00
My Visual Package, LLC	South Central Bank	KYCSP	\$30,000.00	\$3,000.00
Paducah Pizza Bakers, LLC	Paducah Bank & Trust	KYCSP	\$1,660,000.00	\$132,800.00
Country Boy Brewing, LLC & CBB Properties, LLC (construction loan)	Traditional Bank	KYCSP	\$2,950,000.00	\$250,000.00
G&M Investments, LLC	Paducah Bank & Trust	KYCSP	\$350,000.00	\$35,000.00
Best Tyler, LLC	Wilson & Muir Bank & Trust Co.	KYCSP	\$279,000.00	\$48,000.00
Mike Combs, Inc. dba Concrete Craft of Lexington	Community Ventures Corporation	KYCSP	\$20,000.00	\$4,000.00
Auto Wash USA, LLC	Whitaker Bank	KYCSP	\$1,331,688.00	\$60,000.00
Hospitality Resources, LLC	United Cumberland Bank	KYCSP	\$5,705,000.00	\$342,300.00
Women First, PLLC	First National Bank of Grayson	KYCSP	\$335,000.00	\$67,000.00
Durbin Super Bowl, LLC	Fifth Third Bank	KYCSP	\$2,125,000.00	\$285,000.00
Invictus 2468, LLC	Fifth Third Bank	KYCSP	\$875,000.00	\$175,000.00
breathe, LLC	Community Ventures Corporation	KYCSP	\$57,000.00	\$10,000.00
M&M Partners (project #1)	Community Trust Bank	KYCSP	\$95,612.00	\$18,800.00
Trackside Butcher Shoppe, LLC - Request #1	United Citizens Bank & Trust	KYCSP	\$50,000.00	\$10,000.00
Steamer Seafood Concessions & Catering, LLC	Franklin Bank & Trust Company	KYCSP	\$-	\$7,974.97
Land Shark Shredding, LLC (Project #1)	Franklin Bank & Trust Company	KYCSP	\$455,000.00	\$91,000.00
Land Shark Shredding, LLC (Project #2)	Franklin Bank & Trust Company	KYCSP	\$120,000.00	\$24,000.00
S & K Farms LLC/S & K Powder Coating, LLC	Franklin Bank & Trust Company	KYCSP	\$203,133.00	\$40,000.00
Bader's Food Mart, Inc.	First Financial Bank	KYCSP	\$286,000.00	\$57,200.00
Latonia Star, LLC (project #1)	First Financial Bank	KYCSP	\$548,000.00	\$45,000.00
Latonia Star, LLC (project #2)	First Financial Bank	KYCSP	\$40,000.00	\$8,000.00
ROR, LLC/Stepping Stones For Children, Inc.	Kentucky Bank	KYCSP	\$1,300,000.00	\$98,030.89
Dalton Development Company Limited Liability Company (project #1)	Fifth Third Bank	KYCSP	\$243,000.00	\$27,000.00
Hildreth Brothers, LLC	Franklin Bank & Trust Company	KYCSP	\$400,000.00	\$80,000.00
Michael A. Green and Vipavee T. Green (Crank and Boom)	Community Ventures Corporation	KYCSP	\$410,500.00	\$33,656.00
RuffleGirl Inc.	First Harrison Bank	KYCSP	\$1,450,000.00	\$290,000.00
CFO Advantage, LLC - Travel Guide - Kentucky	First Financial Bank	KYCSP	\$99,086.76	\$19,817.35
Marikka's Restaurant, Inc.	Traditional Bank	KYCSP	\$3,641,565.00	\$461,140.00
Steamer's Seafood Bowling Green LLC	Franklin Bank & Trust Company	KYCSP	\$700,000.00	\$100,000.00
Trackside Butcher Shoppe, LLC - Request #2	United Citizens Bank & Trust	KYCSP	\$376,000.00	\$75,200.00
Optimum Fitness, LLC	United Citizens Bank & Trust	KYCSP	\$50,000.00	\$10,000.00

Ruby Concrete, Inc.	Farmers Bank of Marion	KYLPP	\$5,675,000.00	\$80,000.00
Discernity, LLC	First Financial Bank	KYCSP	\$100,000.00	\$20,000.00
Gaunce's Café and Deli LLC	Kentucky Bank	KYCSP	\$200,000.00	\$28,000.00
Parkview Pharmacy, Inc.	Citizens Bank of Kentucky, Inc.	KYCSP	\$260,000.00	\$52,000.00
Bradley Ebelhar and Angela Ebelhar dba The Crowne	Community Ventures Corporation	KYCSP	\$435,000.00	\$27,000.00
TVC Holdings LLC	First Harrison Bank	KYCSP	\$610,000.00	\$120,000.00
Canewood Homeowners Association, Inc. & Canewood HOA GC, LLC	Kentucky Bank	KYCSP	\$1,230,000.00	\$184,500.00
Atlas Development Group, LLC	First Citizens Bank	KYCSP	\$2,590,000.00	\$440,000.00
Nicholas D. Ring & Maren B. Ring / Rotolamento Forno LLC	Kentucky Bank	KYCSP	\$95,000.00	\$10,500.00
Casey's Foods, Inc. dba Happy IGA	Mountain Association	KYCSP	\$176,610.00	\$34,800.00
HRS Brooks, Inc.	First Citizens Bank	KYCSP	\$4,364,000.00	\$450,000.00
Malibu Jack's 2, LLC	Community Ventures Corporation	KYCSP	\$1,604,500.00	\$60,000.00
Taylor Tot Child Center, Inc.	Community Ventures Corporation	KYCSP	\$177,110.00	\$15,750.00
Dalton Development Company Limited Liability Company (project #2)	Fifth Third Bank	KYCSP	\$375,208.00	\$75,041.60
Dalton Development Company Limited Liability Company (project #3)	Fifth Third Bank	KYCSP	\$338,500.00	\$67,700.00
Parker Lilly Holdings, LLC	Fifth Third Bank	KYCSP	\$690,000.00	\$69,000.00
Wellness Care, LLC	Fifth Third Bank	KYCSP	\$470,000.00	\$70,500.00
Kentucky River Community Care, Inc. (project #1)	Citizens Bank of Kentucky, Inc.	KYCSP	\$525,000.00	\$105,000.00
The Law Offices of John Thompson, PLLC	Citizens Bank of Kentucky, Inc.	KYCSP	\$78,662.00	\$15,732.00
Kentucky River Community Care, Inc. (project #3)	Citizens Bank of Kentucky, Inc.	KYCSP	\$673,000.00	\$134,600.00
Eddie Eugene Shelton and Charlotte Shelton	Citizens Bank of Kentucky, Inc.	KYCSP	\$149,000.00	\$29,800.00
Sterling Physical Therapy & Associates, P.S.C.	The Citizens Bank	KYCSP	\$467,000.00	\$75,000.00
Alley Land Company	Citizens Bank of Kentucky, Inc.	KYCSP	\$768,000.00	\$88,200.00
B & B Contracting, LLC	Mountain Association	KYCSP	\$100,000.00	\$20,000.00
Double D's Ice Cream Distribution, Inc.	Cumberland Valley National Bank	KYCSP	\$505,354.00	\$85,424.00
Burgess Steel Services, Inc.	Citizens Deposit Bank	KYCSP	\$75,173.47	\$14,000.00
FireFresh Bar-B-Q, Blakenbaker, LLC	First Financial Bank	KYCSP	\$175,000.00	\$26,250.00
Country Boy Brewing, LLC & CBB Properties, LLC (equipment loan)	Traditional Bank	KYCSP	\$2,997,438.00	\$346,716.00
Miracle Lawn and Landscaping, Inc.	KHIC	KYCSP	\$150,000.00	\$25,600.00
Hillview Property Management, LLC	German American Bank	KYCSP	\$488,000.00	\$96,000.00
America's Finest Filters, Inc.	First Financial Bank	KYCSP	\$170,500.00	\$34,100.00
Miles Away, Inc.	Community Ventures Corporation	KYCSP	\$290,000.00	\$10,000.00
Against The Grain, LLC	Wilson & Muir Bank & Trust Co.	KYCSP	\$1,100,000.00	\$200,000.00
BBY Management Group LLC	Traditional Bank	KYCSP	\$2,017,000.00	\$188,000.00
Lee's Ford Dock, Inc.	Community Trust Bank	KYCSP	\$974,000.00	\$194,800.00

Kenneth A Bell, Inc.	Fifth Third Bank	KYCSP	\$334,988.36	\$66,997.00
Kentucky River Community Care, Inc. (project # 3)	Citizens Bank of Kentucky, Inc.	KYCSP	\$1,000,000.00	\$200,000.00
Downtown Fitness Paducah, LLC	Community Financial Services Bank	KYCSP	\$468,230.78	\$88,000.00
Cane Run Properties, LLC	First Financial Bank	KYCSP	\$285,000.00	\$57,000.00
The B Hive Child Care Academy Limited Liability Company	United Citizens Bank & Trust	KYCSP	\$97,380.00	\$9,738.00
"Kentucky Rural Health Information Technology Network, Inc. (dba Horizon Health)"	Forcht Bank	KYCSP	\$50,000.00	\$10,000.00
Whitaker Group, LLC (project #1)	Mountain Association	KYCSP	\$175,000.00	\$35,000.00
Whitaker Group II, LLC (project #1)	Mountain Association	KYCSP	\$175,000.00	\$35,000.00
Whitaker Group, LLC (project #1)	Mountain Association	KYCSP	\$655,000.00	\$105,000.00
Whitaker Group II, LLC (project #2)	Mountain Association	KYCSP	\$262,000.00	\$52,400.00
BWH Land Company, LLC	Citizens Bank of Kentucky, Inc.	KYCSP	\$205,000.00	\$41,000.00
Tackett Enterprises, LLC	Citizens Bank of Kentucky, Inc.	KYCSP	\$232,000.00	\$46,400.00
Christon Enterprises, Inc. d/b/a Isom IGA	Mountain Association	KYCSP	\$468,000.00	\$83,600.00
Heritage Millworks, LLC d/b/a Powell Valley Millwork	Mountain Association	KYCSP	\$425,000.00	\$80,000.00
Heritage Millworks, LLC	Mountain Association	KYCSP	\$4,500,000.00	\$150,000.00
Hopland Ventures, LLC	South Central Bank	KYCSP	\$99,000.00	\$15,600.00
Whitaker Group, LLC	KHIC	KYCSP	\$270,000.00	\$54,000.00
Whitaker Group II, LLC	KHIC	KYCSP	\$5,535,000.00	\$108,000.00
Cunningham Golf Car Co., Inc.	First Financial Bank	KYCSP	\$700,000.00	\$140,000.00
Philip Sharp LLC	Citizens Bank of Kentucky, Inc.	KYCSP	\$300,000.00	\$53,000.00
Starlite, LLC	Kentucky Bank	KYCSP	\$1,777,000.00	\$250,000.00
Narrow Gate Properties, LLC	Fifth Third Bank	KYCSP	\$3,625,000.00	\$360,000.00
Robert Leon Allen	Monticello Banking Company	KYCSP	\$87,500.00	\$17,500.00
Great Flood Holdings, LLC	Republic Bank & Trust	KYCSP	\$500,000.00	\$100,000.00
Library Holdings, LLC	Fifth Third Bank	KYCSP	\$2,530,000.00	\$249,000.00
Highland Property Group LLC	Fifth Third Bank	KYCSP	\$1,400,000.00	\$200,000.00
Howard Law Firm, PLC	KHIC	KYCSP	\$250,000.00	\$10,000.00
May and Lee Management, LLC	Citizens Bank of Kentucky, Inc.	KYCSP	\$1,100,000.00	\$220,000.00
High Performance Computer Services LLC	Citizens Bank of Kentucky, Inc.	KYCSP	\$338,080.00	\$62,500.00
East End Foot, LLC	First Harrison Bank	KYCSP	\$615,000.00	\$108,309.00
DHN Midland, LLC	First Harrison Bank	KYCSP	\$1,167,500.00	\$225,000.00
Crum Funeral Home LLC	Citizens Bank of Kentucky, Inc.	KYCSP	\$750,000.00	\$150,000.00
Beaver Creek Vet.	Mountain Association	KYLPP	\$410,000.00	\$68,000.00
Zinky's Dog Care, LLC	Citizens First Bank	KYCSP	\$189,230.00	\$37,000.00
Bluegrass Tool & Industrial, LLC	German American Bank	KYCSP	\$1,250,000.00	\$250,000.00
Two Martini's LLC	Community Ventures Corporation	KYCSP	\$540,027.00	\$37,801.00
CKW Physical Therapy, Inc.	Commercial Bank of West Liberty	KYCSP	\$272,900.92	\$54,580.00

RHLasher/BGC Properties, LLC (The Big Green Cow, Inc.)	Traditional Bank	KYCSP	\$1,322,840.00	\$132,284.00
Eliezer Transport, Inc.	South Central Bank	KYCSP	\$465,506.12	\$93,101.00
Logan Corporation	SKED	KYCSP	\$575,000.00	\$80,000.00
Wente Holdings, LLC	Citizens Bank of Kentucky, Inc.	KYCSP	\$845,953.00	\$169,190.00
TOTAL PAID OFF/ RECYCLABLE FUNDS			\$130,157,142.99	\$14,790,998.06

Transfer of Paid Off/Recyclable Funds				
KEDFA Grant Program	7/27/17			\$1,330,000.00
KEDFA Grant Program	12/8/22			\$2,400,000.00
				\$3,730,000.00
Claims Paid				
Land of Tomorrow Productions, LLC	South Central Bank	KYCSP	\$250,000.00	\$49,673.95
K&G Bear Creek Retreat/ Montgomery Wildness/KY Antler	Kentucky Farmers Bank	KYCSP	\$3,353,745.85	\$388,417.53
Steamer Seafood Concessions & Catering, LLC	Franklin Bank & Trust Company	KYCSP	\$148,000.00	\$12,025.03
B&D Cleaning, LLC	Community Ventures Corporation	KYCSP	\$37,500.00	\$7,500.00
	TOTAL CLAIMS PAID		\$3,789,245.85	\$457,616.51
Approved				
	TOTAL APPROVED FUNDS		\$-	\$-
TOTAL CLOSED, PAID OFF/RECYCLABLE, CLAIMS PAID & APPROVED			\$182,452,949.82	\$22,571,931.72

Appendix H: KSFTC Recipients

Name	County	Final Total Estimated Costs	Final Incentive Amount
Gerald Louis Mattingly	Meade	\$400,000.00	\$20,000.00
Jackson S. Armour, Madisen Armour, David Shane Armour and Kelly Jo Armour	McLean	\$800,000.00	\$25,000.00
Koch & Associates, LLC	Shelby	\$2,050,000.00	\$25,000.00
Robert H. Foree & Jean L. Foree	Shelby	\$588,000.00	\$25,000.00
Grand Totals		\$3,250,000.00	\$70,000.00



Bluegrass State Skills Corporation (BSSC)

Statutorily Required Annual Reports

FY 2022-2023



**TEAM
KENTUCKY.**

CABINET FOR
ECONOMIC DEVELOPMENT

**BLUEGRASS
STATE SKILLS
CORPORATION**



Annual Report



CABINET FOR ECONOMIC DEVELOPMENT

Andy Beshear
Governor

Old Capitol Annex
300 West
Broadway
Frankfort, Kentucky 40601

Jeff Noel
Secretary

October 2023

The Cabinet for Economic Development (CED) is pleased to present the Fiscal Year 2023 Annual Report of the Bluegrass State Skills Corporation (BSSC). BSSC plays a significant role in keeping Kentucky's business and industry competitive in today's global economy by assisting them in providing financial support for training its workforce.

Through the hard work of the BSSC Board of Directors and staff, the Cabinet has built a strong reputation for providing customized, flexible and industry-driven skills training opportunities, and companies continue to place a high value on the programs offered by BSSC. This past year, the BSSC Board of Directors approved 91 grant-in-aid applications for companies and training consortia for the training benefit to over potentially 29,097 Kentucky-resident employees. In addition, the BSSC Board of Directors also approved tax credit applications for 31 companies to provide support to train over 5,902 Kentucky-resident employees.

In addition, CED continues to work closely with our Kentucky Skills Network partners to provide quality training opportunities to our business clients across the Commonwealth to maximize the resources available to help them achieve their workforce development goals. We appreciate the support of Governor Andy Beshear, the Kentucky General Assembly, the Kentucky Economic Development Partnership Board, the Bluegrass State Skills Corporation Board, as well as our many workforce development partners to ensure that Kentucky's workforce is prepared for the jobs of the future.

Sincerely,

Jai Bokey

Jai Bokey
Board Chairman
Bluegrass State Skills Corporation

Sarah C. Butler

Sarah C. Butler
Deputy Commissioner, Department for Financial Services
Kentucky Cabinet for Economic Development

INTRODUCTION

The Bluegrass State Skills Corporation (BSSC) has built a strong reputation for meeting and exceeding industry needs for customized, flexible and industry-driven skills training. It partners with other employment and training organizations to tailor a comprehensive program of skills training services for new, expanding and existing companies.

The BSSC plays a significant role in keeping Kentucky's business and industry competitive in the global economy by helping provide the necessary workforce training in the following ways:

Acting as a broker by coordinating the resources of skills training providers;

Facilitating the creation of public/private partnerships through education and training programs designed to meet training needs of individual and multiple-company projects; and

Administering any special state appropriation for customized business and industry.

A 17 member board of directors made up of public and private sector officials govern the BSSC. Private-sector representatives comprise more than half of the board membership.

BLUEGRASS STATE SKILLS CORPORATION BOARD OF DIRECTORS

BSSC EXECUTIVE COMMITTEE MEMBERS AT LARGE:

BSSC Board Chair

Jai Y. Bokey
V-Soft Consulting Group Inc.
Prospect, KY

BSSC Vice Chair

Brenda Bankston,
Director of Grants and Dev.
Big Brothers Big Sisters of
Kentuckiana
Louisville, KY

BSSC Secretary

John Y. Kuzuoka, School Administrator
Sheet Metal Worker #110, Retired
LaGrange, KY

Member-at-Large

Jeff Whitehead, Executive Director EKCEP,
Inc.
Pineville, KY

Treasurer

Dr. Houston Barber, Superintendent
Deputy Superintendent,
Fayette County Public Schools
Lexington, KY

Marty Hammons, Commissioner of
Workforce Investment,
Education and Workforce
Development Cabinet
Frankfort, KY

Jeff Noel, Secretary
Cabinet for Economic Development
Frankfort, KY

Rita Combs-Sterrett
Louisville, KY

Shannon Cales
NriLease Medical Solutions,
Healthcare Administration
Louisville, KY

Zach Weinberg
Hindman, KY

Gary Farmer
Service Region Administrator CHFS
Kentucky Cabinet for Health & Family
Wallins, KY

Melanie Jane Ratliff
Louisville, KY

Aimee Wulfeck
Homemaker
Ft Mitchell, KY

Paul Czarapata, President KCTCS
(Proxy - Jessie Schook, Haley McCoy, Kris
Williams)
Frankfort, KY

Jamie Link, Secretary
(Proxy - Marjorie Arnold)
Kentucky Education and Labor
Lexington, KY

Dr. Aaron Thompson, Vice President
(Proxy - Rick Smith)
Council on Postsecondary Education
Frankfort, KY

Tom Lund
Retired Economic Development
Professional

GRANT-IN-AID (GIA)

The Grant-in-Aid (GIA) program provides reimbursement funds to Kentucky's new and expanding companies for skills upgrade training provided to Kentucky-resident employees.

During FY23 , **91** grant-in-aid applications for **\$8,589,985** were approved for companies and consortia organizations for training **29,097** Kentucky-resident employees.

GIA net disbursements for skills training projects during FY23 totaled \$4,206,996 for the benefit of 61 company locations and consortia organization's for providing training to 15,764 Kentucky-resident employees.

SKILLS TRAINING INVESTMENT CREDIT (STIC)

The Skills Training Investment Credit (STIC) program provides tax credits to offset a portion of approved costs to support skills upgrade training to qualified companies.

During FY23 , **31** STIC applications for credits worth up to **\$1,879,510** were approved for companies to train **5,902** Kentucky-resident employees.

In FY23 , the Skilled Training Investment Credits (STIC) were issued for **\$1,255,167** to **19** companies for **4,375** trainees.

PUBLIC-PRIVATE PARTNERSHIPS

Metropolitan College Tax Credit (MCTC)

In , the BSSC was given the authority to approve tax credits on behalf of a qualified taxpayer that is a party to the "Metropolitan College Agreement." Its purpose is to encourage employers to provide educational opportunities to employees through a program that combines work with postsecondary education.

In Louisville, a partnership that includes United Parcel Service (UPS), the University of Louisville, Jefferson Community and Technical College provides eligible Kentucky residents access to a tuition-free post-secondary education and outstanding employment opportunities.

To ensure the program's ongoing success, the BSSC approved its twelfth Metropolitan College Tax Credit to UPS during FY23 in the amount of \$4,048,780 for training provided to 1,897 students.

NEW GRANT-IN-AIDS FOR FISCAL YEAR 2022-2023

The BSSC Board of Directors approves new grant-in-aid projects based upon the availability of funds for each board meeting. Once the board approves a grant-in-aid project, training may commence and documentation submitted for reimbursement.

COMPANY NAME	CITY	TRAINEES	FUNDING AMT
AGC Flat Glass North America, Inc.	Richmond	82	\$75,000
AMC Manufacturing Co., L.L.C.	Louisville	43	\$75,000
American Woodmark Corporation	Monticello	75	\$75,000
Atlas Machine and Supply, Inc.	Louisville	176	\$75,000
AXN Heavy Duty, LLC	Louisville	91	\$66,141
Balluff, Inc.	Florence	109	\$75,000
Benda-Lutz LLC	Independence	17	\$34,000
BlueCotton, Inc.	Bowling Green	145	\$75,000
Bluegrass Business Consortium, Inc.	Berea	510	\$75,000
Bluegrass Training Consortium, Inc.	Georgetown	409	\$75,000
Bodycote Surface Technology, Inc.	Hebron	50	\$75,000
Bonfiglioli USA Inc.	Hebron	40	\$75,000
Bowling Green Metalforming L.L.C.	Bowling Green	500	\$75,000
Caldwell County Hospital, Inc. dba Caldwell Medical Center	Princeton	150	\$75,000
Carmeuse Lime & Stone, Inc.	Butler	62	\$75,000
CGS Machine & Tool, Inc.	Bowling Green	43	\$75,000
DTS Industries LLC	Anncville	26	\$52,000
Emerson Electric Co.	Russellville	240	\$75,000
Eminence Speaker, LLC	Eminence	31	\$40,639
Eurofins Genomics LLC	Louisville	94	\$75,000
Fives Machining Systems, Inc.	Hebron	52	\$75,000
Florida Tile, Inc.	Lexington	250	\$75,000
Flottweg Separation Technology, Inc.	Independence	40	\$75,000
Ford Motor Company	Louisville	7,592	\$200,000
Ford Motor Company	Louisville		\$200,000
Ford Motor Company	Louisville		\$50,000
Ford Motor Company	Louisville		\$20,000
Ford Motor Company	Louisville		\$200,000
Ford Motor Company	Louisville	3,057	\$200,000
Ford Motor Company	Louisville		\$200,000
Ford Motor Company	Louisville		\$200,000
Ford Motor Company	Louisville		\$50,000
Ford Motor Company	Louisville		\$200,000
Ford Motor Company	Louisville		\$200,000

NEW GRANT-IN-AIDS FOR FISCAL YEAR 2022-2023

The BSSC Board of Directors approves new grant-in-aid projects based upon the availability of funds for each board meeting. Once the board approves a grant-in-aid project, training may commence and documentation submitted for reimbursement.

Ford Motor Company	Louisville		\$200,000
Ford Motor Company	Louisville		\$200,000
Ford Motor Company	Louisville		\$200,000
Global Aviation Navigator, Inc.	Louisville	7	\$14,000
Highlands Diversified Services, Inc.	London	308	\$75,000
Holley Performance Products, Inc.	Bowling Green	10	\$6,504
Katayama American Company Incorporated	Shelbyville	96	\$75,000
Kentucky Alliance Training Consortium, Inc.	Georgetown	557	\$75,000
Kentucky Cooperage LP, Ltd.	Lebanon	273	\$75,000
Kentucky Machine & Engineering, Inc.	Cadiz	43	\$75,000
Kobe Aluminum Automotive Products LLC	Bowling Green	881	\$75,000
KOWA Kentucky, Inc.	Corbin	34	\$68,000
Kyosan Denso Manufacturing Kentucky, LLC	Mt. Sterling	26	\$25,616
Levy Environmental Services Company dba Levy Brandenburg Mill Services	Brandenburg	40	\$75,000
Memorial Hospital, Inc. dba AdventHealth Manchester	Manchester	18	\$36,000
Metalsa Structural Products, Inc.	Elizabethtown	2,875	\$75,000
Mouser Cabinetry, LLC	Elizabethtown	248	\$75,000
NELCO Training, Inc.	Bardstown	26	\$51,202
Newly Weds Foods, Inc.	Erlanger	30	\$39,510
North American Stainless, Inc.	Ghent	75	\$75,000
Northern KY Machine, Inc.	Florence	11	\$22,000
Nova Steel USA, Inc.	Bowling Green	100	\$200,000
Nucor Corporation	Brandenburg	400	\$200,000
Nucor Corporation	Brandenburg		\$200,000
Nucor Corporation	Brandenburg		\$200,000
Nucor Corporation	Brandenburg		\$200,000
Pinelake Regional Hospital, LLC dba Jackson Purchase Medical Center	Mayfield	400	\$75,000
Process Solutions and Services, Inc. dba Rapid Industries	Louisville	50	\$75,000
Protective Life Insurance Company	Covington	77	\$154,000
Prudent American Technologies, Inc.	Lexington	22	\$44,000
RFC LLC	Shelbyville	281	\$75,000
Riken Elastomers Corporation	Hopkinsville	54	\$75,000

NEW GRANT-IN-AIDS FOR FISCAL YEAR 2022-2023

The BSSC Board of Directors approves new grant-in-aid projects based upon the availability of funds for each board meeting. Once the board approves a grant-in-aid project, training may commence and documentation submitted for reimbursement.

Rockcastle Hospital and Respiratory Care Center, Inc. dba Rockcastle Regional Ho	Mount Vernon	575	\$75,000
Royster's Machine Shop, LLC	Henderson	44	\$49,377
S & D Acquisitions, Inc. dba Ideal Machine & Tool	Louisville	34	\$68,000
SFC Global Supply Chain, Inc.	Florence	100	\$75,000
Shelby County Associated Industries, Inc.	Shelbyville	538	\$75,000
SMC, LLC	Nicholasville	71	\$75,000
SourceCorp BPS Inc.	London	663	\$75,000
Spalding and Day Tool and Die Company	Louisville	37	\$74,000
State Industries, LLC	Florence	38	\$74,676
Steinkamp Moulding LLC dba Steinkamp Molding L.P.	Erlanger	17	\$34,000
STOBER Drives Inc.	Maysville	136	\$75,000
Summit Biosciences Inc.	Lexington	128	\$75,000
T.J. Health Columbia, Inc.	Columbia	99	\$28,009
T.J. Samson Community Hospital	Glasgow	1,285	\$75,000
Takigawa Corporation America	Bardstown	165	\$75,000
The Corken Steel Products Company	Florence	132	\$75,000
The Training Consortium of South Central Kentucky, Inc.	Bowling Green	3,514	\$75,000
TOA SE, Inc.	Nicholasville	18	\$33,311
Toyota Boshoku Kentucky, LLC	Harrodsburg	40	\$75,000
Tungco, Incorporated	Madisonville	40	\$75,000
Tyson Processing Services, Inc.	Bowling Green	451	\$200,000
Tyson Processing Services, Inc.	Bowling Green		\$200,000
Whitehorse Freight, LLC	Crestview Hills	50	\$75,000
Yager Materials Corp.	Owensboro	52	\$75,000
Zotefoams Inc.	Walton	50	\$75,000

TOTALS 29,097 \$8,589,985.00

EXPENDITURES FOR FISCAL YEAR 2022-2023

Reimbursements made to Kentucky companies in FY2023 to offset the costs of Kentucky resident employee training.

COMPANY NAME	CITY	TRAINEES	EXPENSES PAID
Anixter Inc.	Lexington	65	\$75,000
Aristech Surfaces LLC	Florence	218	\$75,000
Bluegrass Training Consortium, Inc.	Georgetown	190	\$75,000
Busche Industries Co dba Xtreme Fabrication	Leitchfield	25	\$1,195
Carbide Industries LLC	Louisville	40	\$75,000
Carmeuse Lime & Stone, Inc. dba Carmeuse Americas	Butler	227	\$75,000
CertainTeed Gypsum Silver Grove, LLC	Silver Grove	147	\$75,000
CGS Machine & Tool, Inc.	Bowling Green	39	\$75,000
Creative Realities, Inc.	Louisville	29	\$34,746
Crown Cork & Seal USA, Inc.	Bowling Green	112	\$195,363
DPL Financial Partners, LLC	Louisville	17	\$34,000
Emerson Electric Co.	Russellville	181	\$59,662
Eurofins Genomics LLC	Louisville	39	\$67,331
Federal-Mogul Motorparts LLC	Glasgow	160	\$75,000
Ford Motor Company	Louisville	6,219	\$200,000
Ford Motor Company	Louisville		\$100,000
Ford Motor Company	Louisville		\$200,000
Ford Motor Company	Louisville	3,032	\$200,000
Ford Motor Company	Louisville		\$100,000
Ford Motor Company	Louisville		\$200,000
Fuel Total Systems Kentucky Corporation	Lebanon	48	\$44,000
GlowTouch LLC	Louisville	100	\$75,000
Grace Community Health Center, Inc. dba Grace Health	Hyden	13	\$2,335
Grace Community Health Center, Inc. dba Grace Health	Gray	32	\$17,086
Grace Community Health Center, Inc. dba Grace Health	London	24	\$13,989
Grace Community Health Center, Inc. dba Grace Health	Manchester	20	\$11,003
Grace Community Health Center, Inc. dba Grace Health	Pineville	12	\$9,738
Grace Community Health Center, Inc. dba Grace Health	Corbin	50	\$53,008

EXPENDITURES FOR FISCAL YEAR 2022-2023

Reimbursements made to Kentucky companies in FY2023 to offset the costs of Kentucky resident employee training.

Health Help, Incorporated dba White House Clinics	Irvine	23	\$11,309
Health Help, Incorporated dba White House Clinics	McKee	38	\$25,225
Health Help, Incorporated dba White House Clinics	Mount Vernon	22	\$5,828
Health Help, Incorporated dba White House Clinics	Richmond	104	\$62,607
Indelac Controls, Inc.	Florence	38	\$75,000
Interapt, LLC dba Agent511-ANG, LLC	Louisville	56	\$75,000
ISCO Industries, Inc.	Louisville	33	\$65,000
James Marine, Inc.	Paducah	188	\$75,000
Kentucky Machine & Engineering, Inc.	Cadiz	38	\$75,000
Kobe Aluminum Automotive Products LLC	Bowling Green	734	\$75,000
Lake Cumberland Regional Hospital, LLC	Somerset	817	\$75,000
Lion First Responder PPE, Inc.	Beattyville	77	\$150,000
LLFlex, LLC	Louisville	93	\$49,345
Lyons Magnus East, LLC	Walton	120	\$75,000
MacDonald & Owen Veneer and Lumber Co., Inc.	Bowling Green	32	\$27,132
Manchester Tank and Equipment Company	Campbellsville	134	\$52,166
Meadowview Regional Medical Center, LLC	Maysville	211	\$25,047
Mercy Health - Marcum & Wallace Hospital LLC	Irvine	15	\$28,700
Mubea North-America Shared Services, Inc.	Florence	67	\$75,000
Mubea Precision Springs, Inc.	Florence	146	\$75,000
Mubea Tailor Rolled Blanks, LLC	Florence	58	\$75,000
NELCO Training, Inc.	Bardstown	39	\$27,522
Northern KY Machine, Inc.	Florence	10	\$20,000
Paducah River Painting, Inc.	Calvert City	55	\$33,803
Piston Automotive LLC	Georgetown	273	\$75,000
Precision, Inc.	Maysville	14	\$28,000
Prestige Tool & Die, LLC	Corydon	33	\$36,938
Sazerac Distillers, LLC	Bardstown	104	\$75,000
Tekno, Inc.	Cave City	37	\$74,000

EXPENDITURES FOR FISCAL YEAR 2022-2023

Reimbursements made to Kentucky companies in FY2023 to offset the costs of Kentucky resident employee training.

The Training Consortium of South Central Kentucky, Inc.	Bowling Green	3	\$5,874
TOA SE, Inc.	Nicholasville	11	\$9,564
TPG Plastics LLC	Murray	61	\$1,874
Tractor Supply Company	Franklin	523	\$75,000
Waystar, Inc.	Louisville	90	\$75,000
Yager Materials Corp.	Owensboro	186	\$75,000
Yager Materials Corp.	Owensboro	134	\$75,000
Yager Materials Corp. dba Riverside Stone Company	Battletown	108	\$48,608

TOTALS 15,764 \$4,206,996

STIC APPROVALS FOR FISCAL YEAR 2022-2023

Companies must first receive approval by the BSSC Board of Directors for STIC projects.
Once companies receive approval, training may commence.

COMPANY NAME	CITY	TRAINEES	APPROVED AMT
Stelised, Inc.	Shelbyville	5	\$10,000
Volta Inc.	Louisville	7	\$13,602
Green River Distilling Company LLC	Owensboro	25	\$24,951
The Bardstown Bourbon Company, LLC	Bardstown	50	\$29,690
NuArm Corporation dba Advantage Plastics	Louisville	15	\$30,000
Stairtek, Inc.	Erlanger	40	\$30,155
Steinkamp Moulding LTD. dba Steinkamp Molding L.P.	Erlanger	17	\$34,000
State Industries, LLC	Florence	38	\$37,190
Russellville Dental Lab, LLC	Russellville	19	\$38,000
Florida Tile, Inc.	Lexington	250	\$58,850
Kroger Limited Partnership II dba Kenlake Foods	Murray	305	\$73,072
CGS Machine & Tool, Inc.	Bowling Green	43	\$75,000
Levy Environmental Services Company dba Levy Brandenburg Mill Services	Brandenburg	40	\$75,000
Carmeuse Lime & Stone, Inc. dba Carmeuse Americas	Butler	62	\$75,000
Kentucky Machine & Engineering, Inc.	Cadiz	43	\$75,000
Metalsa Structural Products, Inc.	Elizabethtown		\$75,000
Martinrea Hopkinsville, LLC	Hopkinsville	40	\$75,000
Bodycote Surface Technology, Inc.	Hebron	50	\$75,000
Bonfiglioli USA Inc.	Hebron	97	\$75,000
Kentucky Cooperage LP, Ltd.	Lebanon	202	\$75,000
Yager Materials Corp.	Owensboro	52	\$75,000
Ingram Barge Company LLC	Paducah	157	\$75,000
Amtrol Inc.	Paducah	95	\$75,000
AGC Flat Glass North America, Inc.	Richmond	80	\$75,000
Phase Ortho, Inc.	Louisville	40	\$75,000
Eurofins Genomics LLC	Louisville	94	\$75,000
Derby Dental Laboratory, Inc.	Louisville	58	\$75,000
El Toro.com, LLC	Louisville	88	\$75,000
North American Stainless, Inc.	Ghent	900	\$75,000
Flottweg Separation Technology, Inc.	Independence	50	\$75,000
Zotefoams Inc.	Walton	65	\$75,000

TOTALS 5,902 \$1,879,510

**ACTUAL SKILLED TRAINING INVESTMENT CREDITS
FISCAL YEAR 2022-2023**

Approved projects submit training documentation for verification.
The amount of approved tax credit is reported to the Kentucky Department of Revenue.

COMPANY NAME	CITY	TRAINEES	FINAL INCENTIVE AMT
AGC Flat Glass North America, Inc.	Richmond	98	\$75,000
Amtrol Inc.	Paducah	98	\$75,000
Carbide Industries LLC	Louisville	46	\$75,000
Carmeuse Lime & Stone, Inc. dba Carmeuse Americas	Butler	227	\$75,000
CertainTeed Gypsum, Inc. dba CertainTeed Gypsum Silver Grove, LLC	Silver Grove	73	\$8,644
Haier US Appliance Solutions, Inc. dba GE Appliances	Louisville	2,035	\$75,000
Indelac Controls, Inc.	Florence	38	\$55,524
Ingram Barge Company LLC	Paducah	87	\$75,000
James Marine, Inc.	Paducah	173	\$75,000
Marquette Transportation Company, LLC	Paducah	49	\$75,000
Montaplast of North America, Inc.	Frankfort	394	\$ 75,000
Mubea North-America Shared Services, Inc.	Florence	69	\$75,000
Mubea Tailor Rolled Blanks, LLC	Florence	77	\$75,000
Newly Weds Foods, Inc.	Erlanger	3	\$6,000
Perfetti Van Melle USA Inc.	Erlanger	42	\$75,000
Tekno, Inc.	Cave City	30	\$60,000
Total Quality Logistics, LLC	Lexington	206	\$75,000
Tractor Supply Company	Franklin	446	\$75,000
Yager Materials Corp.	Owensboro	184	\$75,000

TOTALS 4,375 \$1,255,167



Economic Development Fund (EDF)

Statutorily Required Annual Reports

FY 2022-2023





CABINET FOR ECONOMIC DEVELOPMENT

Andy Beshear
GOVERNOR

Old Capitol Annex
300 West Broadway
Frankfort, Kentucky 40601

Jeff Noel
SECRETARY

October 31, 2023

The Honorable Rick Girdler, Co-Chair
The Honorable Deanna Frazier Gordon, Co-Chair
Capital Projects & Bond Oversight Committee
Legislative Research Commission
Capitol Annex Building
Frankfort, Kentucky 40601

Dear Senator Girdler and Representative Frazier Gordon:

In accordance with KRS 154.12-100(8), enclosed is the Economic Development Fund (EDF) Report with EDF projects approved during fiscal year ending June 30, 2023 and updated job creation/payback requirements on specific bond projects.

Please let me know if you have any questions or if I can provide you with additional information.

Sincerely,

A handwritten signature in blue ink that reads "Katie Smith".

Katie Smith
Deputy Secretary & Commissioner
Department for Financial Services

cc: Katherine Halloran, LRC
Matthew Wingate, General Counsel

Enclosure

**EDF Pool Projects with Job Creation/Payback Requirements from 7/1/16-6/30/23
and
EDF Pool Report for Projects Approved from 7/1/21-6/30/23**

Form #	Local Govt Entity / Development Authority	Project/Company Name	County	Funding Amount	Grant/ Loan	Approval Date	Beginning or Retained # of Employees	New Jobs Projected	Total New & Retained Jobs	Reported Job #	Date of Reported Employment	Retained Date (Final Monitoring Date)	Notes
22015	City of Franklin	Fritz Winter*	Simpson	\$ 1,000,000	G	5/31/2018	0	265	265	233	12/31/2022	12/31/2024	Must create a minimum of 160 new full-time jobs by <u>12/31/2021</u> (first compliance date), 210 by <u>12/31/2022</u> (second compliance date), 235 by <u>12/31/2023</u> (third compliance date), and 265 by <u>12/31/2024</u> (fourth compliance date). Must pay average hourly wage of \$22.00, including benefits. Grant proceeds will be disbursed in annual installments after compliance is measured. Compliant through 1/1/2023.
22267	Todd County Fiscal Court	Novelis Corporation	Todd	\$ 750,000	G	3/28/2019		100	100	108	12/31/2022	12/31/2025	Must create a minimum of 100 new full-time jobs by <u>12/31/2022</u> and maintain for three additional years. Must pay average hourly wage of \$38.50, including benefits. Compliant through 12/31/2022.
22508	Ballard County Fiscal Court	Phoenix Paper Wickliffe LLC	Ballard	\$ 1,500,000	G	4/30/2020		500	500		12/31/2023	12/31/2026	Must create a minimum of 250 new full-time jobs by <u>12/31/2023</u> (first compliance date), 300 by <u>12/31/2024</u> (second compliance date), 400 by <u>12/31/2025</u> (third compliance date), and 500 by <u>12/31/2026</u> (fourth compliance date). Must pay average hourly wage of \$33.00, including benefits. Grant proceeds will be disbursed in annual installments after compliance is measured. Compliance not yet required.
23011	City of Bowling Green	Crown Cork & Seal USA, Inc.	Warren	\$ 250,000	G	8/27/2020		126	126		12/31/2023	12/31/2026	Must create a minimum of 126 new full-time jobs by <u>12/31/2023</u> and maintain for three additional years. Must pay average hourly wage of \$31.00, including benefits. Grant proceeds will be disbursed in annual installments after compliance is measured. Compliance not yet required.
23390	City of Bowling Green	Ball Metal Beverage Container Corp.	Warren	\$ 500,000	G	3/25/2021		198	198		12/30/2024	12/30/2027	Must create a minimum of 198 new full-time jobs by <u>12/30/2024</u> and maintain for three additional years. Must pay average hourly wage of \$45.00, including benefits. Compliance not yet required.
23463	Meade County Fiscal Court	Nucor Corporation	Meade	\$ 15,000,000	G	6/24/2021		400	400		12/30/2025	12/31/2029	Must create a minimum of 400 new full-time jobs by <u>12/30/2025</u> and maintain for four additional years. Must pay average hourly wage of \$45.00, including benefits. Grant proceeds will be disbursed in annual installments after compliance is measured. Compliance not yet required.
23557	City of Elizabethtown	Kruger Packaging (USA) LLC	Hardin	\$ 100,000	G	2/24/2022		147	147		12/31/2025	12/31/2028	Must create a minimum of 147 new full-time jobs by <u>12/31/2025</u> and maintain for three additional years. Must pay average hourly wage of \$32.50, including benefits. Grant proceeds will be disbursed in annual installments after compliance is measured. Compliance not yet required.
23559	Shelby County Fiscal Court	Wieland North America Recycling, LLC	Shelby	\$ 500,000	G	3/31/2022		225	225		12/31/2025	12/31/2028	Must create a minimum of 75 full-time jobs by <u>12/31/2025</u> (first compliance date), 125 by <u>12/31/2026</u> (second compliance date), 175 by <u>12/31/2027</u> (third compliance date), and 225 by <u>12/31/2028</u> (fourth compliance date). Must pay average hourly wage of \$30.00, including benefits. Grant proceeds will be disbursed in annual installments after compliance is measured. Compliance not yet required.

**EDF Pool Projects with Job Creation/Payback Requirements from 7/1/16-6/30/23
and
EDF Pool Report for Projects Approved from 7/1/21-6/30/23**

Form #	Local Govt Entity / Development Authority	Project/Company Name	County	Funding Amount	Grant/ Loan	Approval Date	Beginning or Retained # of Employees	New Jobs Projected	Total New & Retained Jobs	Reported Job #	Date of Reported Employment	Retained Date (Final Monitoring Date)	Notes
23867	City of Williamsburg	Firestone Industrial Products Company, LLC	Whitley	\$ 150,000	G	4/28/2022		250	250		12/31/2025	12/31/2028	Must create a minimum of 250 new full-time jobs by 12/31/2025 and maintain for three additional years. Must pay average hourly wage of \$29.00, including benefits. Grant proceeds will be disbursed in annual installments after compliance is measured. Compliance not yet required.
23917	Todd County Fiscal Court	Novelis Corporation	Todd	\$ 1,000,000	G	6/30/2022		138	138		12/31/2025	12/31/2028	Must create a minimum of 138 new full-time jobs by 12/31/2025 and maintain for three additional years. Must pay average hourly wage of \$38.00, including benefits. Grant proceeds will be disbursed in annual installments after compliance is measured. Compliance not yet required.
EDF-Product Development Initiative (PDI)													
23521	Logan County Fiscal Court	Logan Industrial Development Authority*	Logan	\$ 335,361	G	10/28/2021	N/A	N/A	N/A	N/A	N/A	9/30/2022	Must submit a progress report with every request for disbursement. Reports should describe the activities and expenditures as of the date of the report, including the percentage of completion, and supporting documentation. Matured-Final Compliance Confirmed
23522	Marshall County Fiscal Court	Marshall County Industrial Development Authority*	Marshall	\$ 285,241	G	9/30/2021	N/A	N/A	N/A	N/A	N/A	9/30/2022	Must submit a progress report with every request for disbursement. Reports should describe the activities and expenditures as of the date of the report, including the percentage of completion, and supporting documentation. Matured-Final Compliance Confirmed
23523	City of Eddyville	Eddyville Riverport and Industrial Development Authority, Inc.*	Lyon	\$ 75,000	G	10/28/2021	N/A	N/A	N/A	N/A	N/A	9/30/2022	Must submit a progress report with every request for disbursement. Reports should describe the activities and expenditures as of the date of the report, including the percentage of completion, and supporting documentation. Matured-Final Compliance Confirmed
23788	Graves County Fiscal Court	Graves County Economic Development, Inc.*	Graves	\$ 115,000	G	3/31/2022	N/A	N/A	N/A	N/A	N/A	9/30/2023	Must submit a progress report with every request for disbursement. Reports should describe the activities and expenditures as of the date of the report, including the percentage of completion, and supporting documentation. Matured-Final Compliance Confirmed
23787	City of Bowling Green	Inter-Modal Transportation Authority, Inc.*	Warren	\$ 500,000	G	3/31/2022	N/A	N/A	N/A	N/A	N/A	9/30/2023	Must submit a progress report with every request for disbursement. Reports should describe the activities and expenditures as of the date of the report, including the percentage of completion, and supporting documentation. Matured-Final Compliance Confirmed
23776	Rowan County Fiscal Court	MMRC Regional Industrial Development Authority, Inc.	Rowan	\$ 212,500	G	4/28/2022	N/A	N/A	N/A	N/A	N/A	9/30/2023	Must submit a progress report with every request for disbursement. Reports should describe the activities and expenditures as of the date of the report, including the percentage of completion, and supporting documentation. Final Request no later than 9/30/2023
23789	Mason County Fiscal Court	Maysville-Mason County Industrial Development Authority	Mason	\$ 300,000	G	4/28/2022	N/A	N/A	N/A	N/A	N/A	9/30/2023	Must submit a progress report with every request for disbursement. Reports should describe the activities and expenditures as of the date of the report, including the percentage of completion, and supporting documentation. Final Request no later than 9/30/2023

**EDF Pool Projects with Job Creation/Payback Requirements from 7/1/16-6/30/23
and
EDF Pool Report for Projects Approved from 7/1/21-6/30/23**

Form #	Local Govt Entity / Development Authority	Project/Company Name	County	Funding Amount	Grant/ Loan	Approval Date	Beginning or Retained # of Employees	New Jobs Projected	Total New & Retained Jobs	Reported Job #	Date of Reported Employment	Retained Date (Final Monitoring Date)	Notes
23799	County of Trigg	Cadiz-Trigg County Industrial Development Authority, Inc.*	Trigg	\$ 500,000	G	5/26/2022	N/A	N/A	N/A	N/A	N/A	9/30/2023	Must submit a progress report with every request for disbursement. Reports should describe the activities and expenditures as of the date of the report, including the percentage of completion, and supporting documentation. Matured-Final Compliance Confirmed
23777	City of Berea	Berea Development Corporation, Inc. dba Berea IDA	Madison	\$ 500,000	G	6/30/2022	N/A	N/A	N/A	N/A	N/A	9/30/2023	Must submit a progress report with every request for disbursement. Reports should describe the activities and expenditures as of the date of the report, including the percentage of completion, and supporting documentation. Final Request no later than 9/30/2023
23778	City of Winchester	Winchester-Clark County Industrial Development Authority*	Clark	\$ 500,000	G	7/28/2022	N/A	N/A	N/A	N/A	N/A	9/30/2023	Must submit a progress report with every request for disbursement. Reports should describe the activities and expenditures as of the date of the report, including the percentage of completion, and supporting documentation. Matured-Final Compliance Confirmed
23790	County of Ohio	Ohio County Industrial Development Authority, Inc.	Ohio	\$ 300,000	G	8/25/2022	N/A	N/A	N/A	N/A	N/A	9/30/2023	Must submit a progress report with every request for disbursement. Reports should describe the activities and expenditures as of the date of the report, including the percentage of completion, and supporting documentation. Final Request no later than 9/30/2023
23933	County of Muhlenberg	Paradise Park Regional Industrial Development Authority, Inc.	Muhlenberg	\$ 250,000	G	8/25/2022	N/A	N/A	N/A	N/A	N/A	9/30/2023	Must submit a progress report with every request for disbursement. Reports should describe the activities and expenditures as of the date of the report, including the percentage of completion, and supporting documentation. Final Request no later than 9/30/2023
BRAC - Base Realignment and Closure - \$38,495,000 per HB 1													
18347	City of Brandenburg	BRAC # 14 - Elevated Water Tank	Meade	\$ 1,000,000	G	1/27/2011	N/A	N/A	N/A	N/A	N/A	N/A	Requests for disbursements have been received and processed. Not fully disbursed.
18353	Hardin County Fiscal Court	BRAC # 20 - Nolin Sewer Collection	Hardin	\$ 16,000,000	G	1/27/2011	N/A	N/A	N/A	N/A	N/A	N/A	Requests for disbursements have been received and processed. Not fully disbursed.
<p>Shading denotes projects approved by KEDFA during the fiscal year</p> <p>* Denotes projects that will not be included on future job reports.</p> <p>Beginning or Retained - represents number of jobs at time of initial recommendation for use of EDFs.</p> <p>New Jobs - new jobs to be created per the grant agreement</p> <p>Reported Job Number - actual number of jobs reported to CED by the company</p>													



Kentucky Investment Fund Act (KIFA)

Statutorily Required Annual Reports

FY 2022-2023



**KENTUCKY INVESTMENT FUND ACT (KIFA)
Annual Report
July 1, 2022 through June 30, 2023**

The Kentucky Investment Fund Act (KIFA) provides a 40 percent (40%) state tax credit to individuals and corporations that invest in venture capital funds approved by the Kentucky Economic Development Finance Authority (KEDFA) when the approved fund makes a qualified investment in a Kentucky small business. This report provides information regarding funds approved under current legislation.

Legislation: The allocation of tax credits under the KIFA program began in 2003. Under the current law, KEDFA provides a one-time approval for a maximum amount of credits to be authorized for a single fund. Each investment is documented and approved as qualified. Eligible credits are then prorated among the individual investors based on the amount of individual cash contributions.

Below is a summary of the venture capital funds that have been approved in this program:

Fund Name	Date Approved	Status	Committed Cash Contributions	Maximum Approved Credits*	Authorized Credits**
1 Kentucky Venture Fund	11/18/1999	Inactive	\$4,965,000	\$2,000,000	\$1,833,000
2 Evermore Investment II, LLC	6/9/2003	Inactive	\$2,909,303	\$1,163,672	\$724,941
3 Yearling Fund I, LP	6/9/2003	Inactive	\$700,000	\$790,000	\$0
4 Vital Ventures Capital Fund I	11/10/2003	Inactive	\$3,550,000	\$1,000,000	\$0
5 Chrysalis Ventures, LLC	7/29/2004	Matured	\$143,166,666	\$1,000,000	\$1,000,000
6 Fincastle Partners, LLC	8/26/2004	Inactive	\$550,000	\$1,000,000	\$0
7 Kentucky Seed Capital I, LP	12/16/2005	Inactive	\$5,175,000	\$1,300,000	\$1,241,289
8 Yearling Fund I, LP/ Yearling Fund II, LLC***	12/8/2011	Inactive	\$18,100,000	\$6,000,000	\$2,057,367
9 NKY Growth Fund I, LLC	1/27/2011	Active	\$510,000	\$612,000	\$462,295
10 Bluegrass Angel Venture Fund II, LLC	4/28/2011	Inactive	\$3,100,000	\$1,600,000	\$806,092
11 Uptech Fund I, LLC	3/29/2012	Inactive	\$500,000	\$600,000	\$490,934
12 Enterprise Angels Community Fund I LLC	9/25/2014	Inactive	\$1,650,000	\$2,000,000	\$1,946,371
13 Connetic Fund, LLC	1/29/2015	Inactive	\$1,000,000	\$2,000,000	\$374,819
14 Bluegrass Angel Venture Fund III, LLC	6/25/2015	Inactive	\$3,050,000	\$1,600,000	\$1,390,673
15 Marshall Ventures Fund I, LLC	6/25/2015	Inactive	\$700,000	\$1,200,000	\$770,000
16 Uptech Fund II, LLC	7/30/2015	Inactive	\$575,000	\$800,000	\$467,973
17 Cherub 2.0 LLC	3/31/2016	Inactive	\$500,000	\$280,000	\$0
18 Bluegrass Angel Venture Fund IV, LLC	1/28/2018	Active	\$525,000	\$2,100,000	\$1,968,349
19 Strike Ventures Fund I, LLC	1/28/2021	Active	\$1,400,000	\$1,000,000	\$839,997
20 Bluegrass Angel Venture Fund V, LLC	1/28/2021	Active	\$6,500,000	\$2,000,000	\$1,244,456
21 Kentucky Select Fund, LLC	1/28/2021	Active	\$750,000	\$1,000,000	\$675,001
Grand Total			\$191,225,969	\$27,045,672	\$18,293,557

Status Definitions:

Active Made a qualifying investment in this reporting period
 Inactive Has voluntarily withdrew from the program or failed to make required annual investment
 Matured Used the maximum approved credits and is no longer eligible
 Approved Approved during this reporting period and finalizing documentation

*Maximum Approved Credits = amount of credits approved by KEDFA for the investment fund
 **Authorized Credits = the amount of credits eligible to be claimed by investors based on qualified investments
 ***Approved credits for fund 8 were adjusted to reflect an amendment to merge Yearling Fund II, LLC into Yearling Fund I, LP

Below is a summary of the number, type, and geographical location of investors who have invested in approved venture capital funds:

Number and Type of Investors

Fund	Number and Type of Investors										Total Investors	Geographic Area of Investors		
	Equity Angel	Financial Institution	Foundation	Holding Company	Individual	Insurance Co.	LLC	LP	Non-Profit	Private Equity			Government Trust	SB
Kentucky Venture Fund							16						16	Louisville (KIPDA), Out of State
Evermore Investment II, LLC	4				5	4			1				24	Louisville (KIPDA), Lexington (Bluegrass ADD), Out of State
Yearling Fund I, LP	1						7						8	Louisville (KIPDA)
Vital Ventures Capital Fund I							5		1				6	Louisville (KIPDA)
Chrysalis Ventures, LLC	4	1	3		8	1	6	7		4	1	6	41	Louisville (KIPDA), Lexington (Bluegrass ADD), Out of State
Fincastle Partners, LLC							5						5	Lexington (Bluegrass ADD), Out of State
Kentucky Seed Capital I, LP	4	2			12	2	1	1	1				23	Louisville (KIPDA), Out of State
Yearling Fund I, LP/Yearling Fund II, LLC	8	1			44	4	1		1				58	Louisville (KIPDA), Lexington (Bluegrass ADD), Out of State
NKY Growth Fund I, LLC							2						4	Covington (Northern Kentucky ADD)
Bluegrass Angel Venture Fund II, LLC	1		1		26	4			1				36	Lexington (Bluegrass ADD), Louisville (KIPDA), Paducah (PADD), Out of State
Uptech Fund I, LLC	1		1		9	4							15	Covington (Northern Kentucky ADD), Lexington (Bluegrass ADD), Out of State
Enterprise Angels Community Fund I LLC					38	11							49	Louisville (KIPDA), Lexington (Bluegrass ADD), Lincoln Trail ADD
Connectic Fund, LLC	1				41	9							53	Northern Kentucky ADD, Lexington (Bluegrass ADD), Out of State
Bluegrass Angel Venture Fund III, LLC	1				53	8	1						64	Bluegrass ADD, Louisville (KIPDA), Northern Kentucky ADD, Lake Cumberland ADD, Out of State
Marshall Ventures Fund I, LLC	1				13	2							16	Green River ADD
Uptech Fund II, LLC	2		1		11	5							19	Northern Kentucky ADD, Bluegrass ADD, Out of State
Cherub 2.0 LLC					23	1							24	Northern Kentucky ADD, Bluegrass ADD, Out of State
Bluegrass Angel Venture Fund IV, LLC					65	5						1	71	Bluegrass ADD, KIPDA, Lake Cumberland ADD, Northern Kentucky ADD, Out of State
Strike Ventures Fund I, LLC	1				15	1						2	19	Louisville (KIPDA)
Bluegrass Angel Venture Fund V, LLC					53	9			1				67	Bluegrass ADD, Louisville (KIPDA), Lake Cumberland ADD, Northern Kentucky ADD, Paducah (PADD), Out of State
Kentucky Select Fund, LLC					40	8							64	Bluegrass ADD, Louisville (KIPDA), Out of State

Below is a summary of the qualified investments that have been made by the approved venture capital funds:

Fund	Investment Number	Invest Year	Nature of Small Business	Description of Small Business	Geographic Location	Jobs*	Investment Amount	Credits Authorized
Kentucky Venture Fund	1		2000 Healthcare	Inpatient rehab hospital	Florence (NKADD)		\$500,000	\$200,000
	2		2000 Healthcare	Inpatient rehab hospital	Florence (NKADD)		\$741,250	\$296,500
	3		2000 Healthcare	Inpatient rehab hospital	Louisville (KIPDA)		\$1,241,250	\$496,500
	4		2002 Healthcare	Durable medical equipment	Louisville (KIPDA)		\$250,000	\$100,000
	5		2002 Healthcare	Durable medical equipment	Louisville (KIPDA)		\$1,000,000	\$400,000
	6		2003 Software	Software development	Louisville (KIPDA)		\$350,000	\$140,000
	7		2004 Software	Software development	Louisville (KIPDA)		\$500,000	\$200,000
Kentucky Venture Fund Total							\$4,582,500	\$1,833,000
Evermore Investment II, LLC	1		2004 Healthcare	Medical device product development	Louisville (KIPDA)		\$100,000	\$40,000
	2		2004 Software	Software development	Louisville (KIPDA)		\$15,000	\$6,000
	3		2005 Software	Software development	Louisville (KIPDA)		\$57,500	\$23,000
	4		2005 Knowledge solutions	Knowledge and information use	Covington (Northern Kentucky ADD)		\$250,000	\$100,000

Fund	Investment Number	Invest Year	Nature of Small Business	Description of Small Business	Geographic Location	Jobs*	Investment Amount	Credits Authorized
	5	2007	Knowledge solutions	Knowledge and information use	Covington (Northern Kentucky ADD)		\$100,000	\$40,000
	6	2007	eLearning	Builds online campuses and eCourses	Louisville (KIPDA)		\$300,000	\$120,000
	7	2008	Software/ Digital Signage	Turnkey advertising solutions	Louisville (KIPDA)		\$250,000	\$100,000
	8	2008	Sports Broadcasting	On demand video	London, KY (CVADD)		\$125,000	\$50,000
	9	2009	Software	Wireless products for bluetooth devices	Louisville (KIPDA)		\$200,000	\$80,000
	10	2010	Software	Wireless products for bluetooth devices	Louisville (KIPDA)		\$22,352	\$8,941
	11	2010	Knowledge solutions	Knowledge and information use	Covington (Northern Kentucky ADD)		\$200,000	\$80,000
	12	2011	Sports Broadcasting	On demand video	London, KY (CVADD)		\$100,000	\$40,000
	13	2012	Student admissions	Student application improvement	Louisville (KIPDA)		\$10,000	\$4,000
	14	2013	Student admissions	Student application improvement	Louisville (KIPDA)		\$82,500	\$33,000
Evermore Investment II, LLC Total							\$1,812,352	\$724,941
Chrysalis Ventures, LLC	1	2005	Healthcare	Clinical lab services	Louisville (KIPDA)		\$1,000,000	\$400,000
	2	2006	Information	Publishing	Louisville (KIPDA)		\$10,000	\$4,000
	3	2007	Healthcare	Clinical lab services	Louisville (KIPDA)		\$1,490,000	\$596,000
Chrysalis Ventures, LLC Total							\$2,500,000	\$1,000,000
Kentucky Seed Capital I, LP	1	2006	Pharmaceutical	Products for treatment of bone disease	Louisville (KIPDA)		\$250,000	\$80,193
	2	2006	Biotech	Protein therapy product development	Louisville (KIPDA)		\$250,001	\$80,194
	3	2006	Biotech	Cellular therapy	Louisville (KIPDA)		\$260,000	\$83,401
	4	2007	Pharmaceutical	Transdermal medicine delivery	Lexington (Bluegrass ADD)		\$250,002	\$80,194
	5	2007	Pharmaceutical	Products for treatment of bone disease	Louisville (KIPDA)		\$150,000	\$48,116
	6	2008	Healthcare	Diagnostic system development	Louisville (KIPDA)		\$265,001	\$85,005
	7	2008	Biotech	Cellular therapy	Louisville (KIPDA)		\$167,742	\$53,807
	8	2008	Biotech	Protein therapy product development	Louisville (KIPDA)		\$150,000	\$48,116
	9	2009	Pharmaceutical	Transdermal medicine delivery	Lexington (Bluegrass ADD)		\$150,000	\$48,116
	10	2009	Biotech	Cellular therapy	Louisville (KIPDA)		\$200,000	\$64,155
	11	2009	Pharmaceutical	Products for treatment of bone disease	Louisville (KIPDA)		\$100,000	\$32,077
	12	2009	Healthcare	Diagnostic system development	Louisville (KIPDA)		\$79,574	\$25,525
	13	2010	Biotech	Protein therapy product development	Louisville (KIPDA)		\$100,000	\$32,077
	14	2010	Bioinformatics	Genome data management systems	Louisville (KIPDA)		\$150,000	\$48,116
	15	2010	Pharmaceutical	Transdermal medicine delivery	Lexington (Bluegrass ADD)		\$200,000	\$64,155
	16	2010	Biotech	Protein therapy product development	Louisville (KIPDA)		\$125,000	\$40,097
	17	2010	Biotech	Protein therapy product development	Louisville (KIPDA)		\$125,000	\$40,097
	18	2011	Bioinformatics	Genome data management systems	Louisville (KIPDA)		\$125,000	\$40,097
	19	2011	Biotech	Cellular therapy	Louisville (KIPDA)		\$156,935	\$50,341
	20	2011	Biotech	Protein therapy product development	Louisville (KIPDA)		\$125,000	\$40,097
	21	2012	Healthcare	Diagnostic system development	Louisville (KIPDA)		\$20,426	\$6,552
	22	2012	Biotech	Cellular therapy	Louisville (KIPDA)		\$100,000	\$32,077
	23	2012	Pharmaceutical	Transdermal medicine delivery	Lexington (Bluegrass ADD)		\$125,000	\$40,097
	24	2013	Biotech	Protein therapy product development	Louisville (KIPDA)		\$50,000	\$16,039
	25	2013	Biotech	Protein therapy product development	Louisville (KIPDA)		\$20,000	\$6,415
	26	2014	Pharmaceutical	Transdermal medicine delivery	Lexington (Bluegrass ADD)		\$75,000	\$24,058
	27	2014	Biotech	Cellular therapy	Louisville (KIPDA)		\$50,000	\$16,039
	28	2014	Biotech	Cellular therapy	Louisville (KIPDA)		\$50,000	\$16,039
Kentucky Seed Capital I, LP Total							\$3,869,681	\$1,241,289
Yearling Fund I, LP/ Yearling Fund II, LLC	1	2006	Biotech	Terpene production	Lexington (Bluegrass ADD)		\$250,000	\$84,127
	2	2006	Internet	Real estate listing	Louisville (KIPDA)		\$200,000	\$67,302
	3	2006	eLearning	Online campus and course development	Louisville (KIPDA)		\$50,000	\$16,825
	4	2006	Internet	ePublishing	Louisville (KIPDA)		\$25,000	\$8,413
	5	2007	Packaging Development	Protective packaging	Louisville (KIPDA)		\$275,000	\$92,540
	6	2007	eLearning	Online campus and course development	Louisville (KIPDA)		\$100,000	\$33,651
	7	2007	Pharmaceutical	Cancer therapies	Louisville (KIPDA)		\$100,000	\$33,651
	8	2007	Internet	Hybrid internet provider	Louisville (KIPDA)		\$200,000	\$67,302
	9	2007	eLearning	Online campus and course development	Louisville (KIPDA)		\$200,000	\$67,302
	10	2007	Biotech	Terpene production	Lexington (Bluegrass ADD)		\$25,000	\$8,413
	11	2007	Pharmaceutical	Cancer therapies	Louisville (KIPDA)		\$100,000	\$33,651

Fund	Investment Number	Invest Year	Nature of Small Business	Description of Small Business	Geographic Location	Jobs*	Investment Amount	Credits Authorized
	12	2007	Internet	ePublishing	Louisville (KIPDA)		\$25,000	\$8,413
	13	2008	Packaging Development	Protective packaging	Louisville (KIPDA)		\$114	\$38
	14	2008	eLearning	Online campus and course development	Louisville (KIPDA)		\$70,000	\$23,556
	15	2008	Packaging Development	Protective packaging	Louisville (KIPDA)		\$25,000	\$8,413
	16	2008	Internet	Hybrid internet provider	Louisville (KIPDA)		\$64	\$22
	17	2009	Internet	Hybrid internet provider	Louisville (KIPDA)		\$20,000	\$6,730
	18	2009	Internet	Hybrid internet provider	Louisville (KIPDA)		\$10,000	\$3,365
	19	2010	Software	Music application development	Louisville (KIPDA)		\$345,000	\$126,868
	20	2011	Business Services	Cost reduction services	Louisville (KIPDA)		\$250,000	\$91,934
	21	2011	Software	Music application development	Louisville (KIPDA)		\$25,000	\$9,193
	22	2011	Healthcare	Medical device product development	Louisville (KIPDA)		\$100,000	\$36,773
	23	2011	Internet	Online deal site	Louisville (KIPDA)		\$100,000	\$36,773
	24	2011	Software	Music application development	Louisville (KIPDA)		\$50,000	\$18,387
	25	2011	Healthcare	Healthcare provider reports	Lexington (Bluegrass ADD)		\$150,000	\$55,160
	26	2011	Biotech	Skin care and nutritional supplements	Lexington (Bluegrass ADD)		\$250,000	\$91,934
	27	2011	Healthcare	Pharmaceutical product development	Lexington (Bluegrass ADD)		\$250,000	\$91,934
	28	2012	Business Services	Cost reduction services	Louisville (KIPDA)		\$50,000	\$18,387
	29	2012	Software	Music application development	Louisville (KIPDA)		\$10,000	\$3,677
	30	2012	Software	Music application development	Louisville (KIPDA)		\$25,000	\$9,193
	31	2012	Software	Music application development	Louisville (KIPDA)		\$65,000	\$23,903
	32	2012	Communications	Secure mobile communications	Louisville (KIPDA)		\$150,000	\$55,160
	33	2012	Healthcare	Pharmaceutical product development	Lexington (Bluegrass ADD)		\$100,000	\$36,773
	34	2012	Software	Music application development	Louisville (KIPDA)		\$15,000	\$5,516
	35	2012	Healthcare	Medical device product development	Louisville (KIPDA)		\$41,000	\$15,077
	36	2012	Healthcare	Healthcare provider reports	Lexington (Bluegrass ADD)		\$150,000	\$55,160
	37	2012	Business Services	Cost reduction services	Louisville (KIPDA)		\$25,000	\$9,193
	38	2012	Healthcare	Digital health technologies	Louisville (KIPDA)		\$150,000	\$55,160
	39	2012	Communications	Secure mobile communications	Louisville (KIPDA)		\$100,000	\$36,773
	40	2013	Business Services	Cost reduction services	Louisville (KIPDA)		\$101,647	\$37,379
	41	2013	Internet	Online deal site	Prospect (KIPDA)		\$25,000	\$9,193
	42	2013	Student admissions	Student application improvement	Louisville (KIPDA)		\$250,000	\$91,934
	43	2013	Communications	Secure mobile communications	Louisville (KIPDA)		\$100,000	\$36,773
	44	2013	Biotech	Vaccine development	Louisville (KIPDA)		\$300,000	\$110,320
	45	2013	Business Services	Increase corporate wellness engagement	Louisville (KIPDA)		\$250,000	\$92,608
	46	2014	Communications	Secure mobile communications	Louisville (KIPDA)		\$50,000	\$18,522
	47	2014	Communications	Secure mobile communications	Louisville (KIPDA)		\$50,000	\$18,522
	48	2014	Ecommerce	Chat interface for ecommerce	Louisville (KIPDA)		\$75,000	\$27,782
	49	2014	Healthcare	Medical device product development	Louisville (KIPDA)		\$26,000	\$9,631
	50	2015	Business Services	Cost reduction services	Louisville (KIPDA)		\$100,000	\$37,043
	51	2015	Communications	Secure mobile communications	Louisville (KIPDA)		\$100,000	\$37,043
	52	2015	Student admissions	Student application improvement	Louisville (KIPDA)		\$66,253	\$24,542
	53	2015	Student admissions	Student application improvement	Louisville (KIPDA)		\$18,280	\$6,771
	54	2015	Business Services	Increase corporate wellness engagement	Louisville (KIPDA)		\$100,000	\$37,043
	55	2015	Healthcare	Medical device product development	Louisville (KIPDA)		\$42,162	\$15,618
Yearling Fund I, LP/ Yearling Fund II, LLC Total							\$5,730,521	\$2,057,367
NKY Growth Fund I, LLC	1	2011	Maglev Technology	Automation technology development	Hebron (Northern Kentucky ADD)		\$50,000	\$20,000
	2	2011	Maglev Technology	Automation technology development	Hebron (Northern Kentucky ADD)		\$25,000	\$10,000
	3	2012	Maglev Technology	Automation technology development	Hebron (Northern Kentucky ADD)		\$30,000	\$12,000
	4	2013	Healthcare	Healthcare provider education	Covington (Northern Kentucky ADD)		\$100,000	\$40,000
	5	2014	Knowledge solutions	3D printing designs	Covington (Northern Kentucky ADD)		\$50,000	\$20,000
	6	2014	Healthcare	Healthcare provider education	Covington (Northern Kentucky ADD)		\$143,000	\$57,200
	7	2015	Information Technology & Communications	Online app for parents	Covington (Northern Kentucky ADD)		\$100,000	\$40,000
	8	2015	Healthcare	Medical device product development	Louisville (KIPDA)		\$50,000	\$20,000
	9	2015	Information Technology & Communications	Customer feedback technology	Covington (Northern Kentucky ADD)		\$50,000	\$20,000
	10	2016	Healthcare	Healthcare provider education	Covington (Northern Kentucky ADD)		\$17,737	\$7,095
	11	2017	Other New Economy Knowledge Based Activity	Collectible marketplace	Covington (Northern Kentucky ADD)		\$50,000	\$20,000

Fund	Investment Number	Invest Year	Nature of Small Business	Description of Small Business	Geographic Location	Jobs*	Investment Amount	Credits Authorized
	12	2017	Information Technology & Communications	Customer feedback technology	Covington (Northern Kentucky ADD)		\$50,000	\$20,000
	13	2018	Other New Economy Knowledge Based Activity	Theatre e-commerce	Covington (Northern Kentucky ADD)		\$25,000	\$10,000
	14	2019	Environmental Technology	Biogas technology	Ft. Mitchell (Northern Kentucky ADD)		\$240,000	\$96,000
	15	2020	Information Technology & Communications	Startup sector service platform	Covington (Northern Kentucky ADD)		\$25,000	\$10,000
	16	2021	Information Technology & Communications	Commerical multi-media platform	Covington (Northern Kentucky ADD)		\$75,000	\$30,000
	17	2022	Information Technology & Communications	Commerical multi-media platform	Covington (Northern Kentucky ADD)	10	\$75,000	\$30,000
NKY Growth Fund I, LLC Total							\$1,155,737	\$462,295
Bluegrass Angel Venture Fund II, LLC	1	2011	Biotech	Cancer treatment development	Louisville (KIPDA)		\$50,000	\$16,774
	2	2011	Biotech	Equine medical development	Lexington (Bluegrass ADD)		\$150,000	\$49,366
	3	2011	Biotech	Cell research	Lexington (Bluegrass ADD)		\$200,000	\$65,823
	4	2012	Healthcare	3D measurement technology	Lexington (Bluegrass ADD)		\$100,000	\$32,908
	5	2012	Biotech	Product development	Lexington (Bluegrass ADD)		\$50,000	\$16,457
	6	2012	Maglev Technology	Automation technology development	Hebron (Northern Kentucky ADD)		\$50,000	\$16,457
	7	2012	Healthcare	Vascular solutions	Lexington (Bluegrass ADD)		\$120,000	\$39,498
	8	2012	Biotech	Renewable chemicals	Lexington (Bluegrass ADD)		\$28,011	\$9,219
	9	2012	Communications	Mobile ad and marketing solutions	Lexington (Bluegrass ADD)		\$100,000	\$32,908
	10	2012	Maglev Technology	Automation technology development	Hebron (Northern Kentucky ADD)		\$25,000	\$8,228
	11	2012	Biotech	Cancer treatment development	Louisville (KIPDA)		\$150,000	\$49,364
	12	2012	Software	Video game development	Lexington (Bluegrass ADD)		\$100,000	\$32,908
	13	2012	Biotech	Equine medical development	Lexington (Bluegrass ADD)		\$157,115	\$51,706
	14	2012	Biotech	Product development	Lexington (Bluegrass ADD)		\$50,000	\$16,265
	15	2012	Software	Video game development	Lexington (Bluegrass ADD)		\$50,000	\$16,265
	16	2013	Online development	Social network platform	Burlington (Northern Kentucky ADD)		\$50,000	\$16,265
	17	2013	Software	Video game development	Lexington (Bluegrass ADD)		\$100,000	\$32,535
	18	2013	Communications	Mobile ad and marketing solutions	Lexington (Bluegrass ADD)		\$25,000	\$8,135
	19	2013	Biotech	Equine medical development	Lexington (Bluegrass ADD)		\$25,000	\$8,135
	20	2013	Biotech	Product development	Lexington (Bluegrass ADD)		\$50,000	\$16,265
	21	2013	Biotech	Vaccine development	Louisville (KIPDA)		\$100,000	\$32,535
	22	2014	Online development	Social network platform	Glencoe (Northern Kentucky ADD)		\$50,000	\$16,265
	23	2014	Application Development	Customized marketing applications	Louisville (KIPDA)		\$100,000	\$32,535
	24	2014	Environmental Technology	Waste technology	Hartford (Green River ADD)		\$150,000	\$48,800
	25	2014	Knowledge solutions	Labor Market data and analysis	Lexington (Bluegrass ADD)		\$100,000	\$32,535
	26	2015	Biotech	Equine medical development	Lexington (Bluegrass ADD)		\$6,824	\$2,214
	27	2015	Bioscience	Medical research and development	Lexington (Bluegrass ADD)		\$150,000	\$48,788
	28	2015	Bioscience	Toxicology and genetic testing	Lexington (Bluegrass ADD)		\$50,000	\$16,267
	29	2015	Software	Video game development	Lexington (Bluegrass ADD)		\$25,000	\$8,138
	30	2015	Online development	Social network platform	Glencoe (Northern Kentucky ADD)		\$50,000	\$16,267
	31	2015	Online development	Social network platform	Glencoe (Northern Kentucky ADD)		\$50,000	\$16,267
Bluegrass Angel Venture Fund II, LLC Total							\$2,461,950	\$806,092
Uptech Fund I, LLC	1	2012	Online development	Interactive online competitive applications	Newport (Northern Kentucky ADD)		\$50,000	\$17,500
	2	2012	Transportation development	Transportation efficiency solutions	Newport (Northern Kentucky ADD)		\$50,000	\$17,500
	3	2012	Computer tech	Online information access	Newport (Northern Kentucky ADD)		\$50,000	\$17,500
	4	2012	Computer tech	Online musical investment protection/network	Newport (Northern Kentucky ADD)		\$50,000	\$17,500
	5	2012	Biotech	Wastewater development	Newport (Northern Kentucky ADD)		\$50,000	\$17,500
	6	2012	Knowledge solutions	Training program development	Newport (Northern Kentucky ADD)		\$50,000	\$17,500
	7	2012	Knowledge solutions	Outsource program development	Newport (Northern Kentucky ADD)		\$50,000	\$17,500
	8	2012	Knowledge solutions	Online beauty and video solutions	Newport (Northern Kentucky ADD)		\$50,000	\$17,500
	9	2012	Transportation development	Transportation efficiency solutions	Newport (Northern Kentucky ADD)		\$30,000	\$10,500
	10	2012	Biotech	Wastewater development	Newport (Northern Kentucky ADD)		\$50,000	\$17,500
	11	2012	Online development	Interactive online competitive applications	Newport (Northern Kentucky ADD)		\$28,000	\$9,800
	12	2012	Knowledge solutions	Training program development	Newport (Northern Kentucky ADD)		\$30,000	\$10,500
	13	2012	Computer tech	Online information access	Newport (Northern Kentucky ADD)		\$15,000	\$5,250
	14	2012	Knowledge solutions	Outsource program development	Newport (Northern Kentucky ADD)		\$30,000	\$10,500
	15	2013	Knowledge solutions	Outsource program development	Newport (Northern Kentucky ADD)		\$5,000	\$1,750
	16	2013	Computer tech	Online information access	Newport (Northern Kentucky ADD)		\$15,000	\$5,250
	17	2013	Online development	Interactive online competitive applications	Newport (Northern Kentucky ADD)		\$10,000	\$3,500

Fund	Investment Number	Invest Year	Nature of Small Business	Description of Small Business	Geographic Location	Jobs*	Investment Amount	Credits Authorized
	18	2013	Knowledge solutions	Outsource program development	Newport (Northern Kentucky ADD)		\$7,500	\$2,625
	19	2013	Online development	Interactive online competitive applications	Newport (Northern Kentucky ADD)		\$12,000	\$4,200
	20	2013	Computer tech	Online information access	Newport (Northern Kentucky ADD)		\$2,000	\$700
	21	2013	Computer tech	Online information access	Newport (Northern Kentucky ADD)		\$3,328	\$1,165
	22	2013	Computer tech	Online information access	Newport (Northern Kentucky ADD)		\$5,500	\$1,925
	23	2013	Transportation development	Transportation efficiency solutions	Newport (Northern Kentucky ADD)		\$20,000	\$7,000
	24	2013	Knowledge solutions	Online beauty and video solutions	Newport (Northern Kentucky ADD)		\$27,500	\$9,625
	25	2013	Knowledge solutions	Outsource program development	Newport (Northern Kentucky ADD)		\$7,500	\$2,625
	26	2013	Knowledge solutions	3D printing designs	Covington (Northern Kentucky ADD)		\$20,000	\$6,800
	27	2013	Healthcare	Healthcare professional network	Covington (Northern Kentucky ADD)		\$20,000	\$6,800
	28	2013	Software	Interactive mathematics tool	Covington (Northern Kentucky ADD)		\$20,000	\$6,800
	29	2013	Software	Mobile Software for data storage	Covington (Northern Kentucky ADD)		\$20,000	\$6,800
	30	2013	Knowledge solutions	Home builder data portal	Covington (Northern Kentucky ADD)		\$20,000	\$6,800
	31	2013	Online development	Event ticket exchange	Covington (Northern Kentucky ADD)		\$20,000	\$6,800
	32	2013	Software	Guided tours for mobile devices	Covington (Northern Kentucky ADD)		\$20,000	\$6,800
	33	2013	Knowledge solutions	Home builder data portal	Covington (Northern Kentucky ADD)		\$10,000	\$3,400
	34	2013	Online development	Event ticket exchange	Covington (Northern Kentucky ADD)		\$10,000	\$3,400
	35	2013	Software	Interactive mathematics tool	Covington (Northern Kentucky ADD)		\$10,000	\$3,400
	36	2014	Software	Mobile Software for data storage	Covington (Northern Kentucky ADD)		\$10,000	\$3,400
	37	2014	Knowledge solutions	Home builder data portal	Covington (Northern Kentucky ADD)		\$10,000	\$3,400
	38	2014	Online development	Event ticket exchange	Covington (Northern Kentucky ADD)		\$5,000	\$1,700
	39	2014	Knowledge solutions	3D printing designs	Covington (Northern Kentucky ADD)		\$10,000	\$3,400
	40	2014	Online development	Event ticket exchange	Covington (Northern Kentucky ADD)		\$5,000	\$1,700
	41	2014	Software	Guided tours for mobile devices	Covington (Northern Kentucky ADD)		\$10,000	\$3,400
	42	2014	Knowledge solutions	3D printing designs	Covington (Northern Kentucky ADD)		\$10,000	\$3,400
	43	2014	Online development	Event ticket exchange	Covington (Northern Kentucky ADD)		\$10,000	\$3,400
	44	2014	Software	Interactive mathematics tool	Covington (Northern Kentucky ADD)		\$10,000	\$3,400
	45	2014	Software	Interactive mathematics tool	Covington (Northern Kentucky ADD)		\$10,000	\$3,400
	46	2014	Knowledge solutions	Home builder data portal	Covington (Northern Kentucky ADD)		\$10,000	\$3,400
	47	2014	Knowledge solutions	3D printing designs	Covington (Northern Kentucky ADD)		\$10,000	\$3,400
	48	2014	Software	Guided tours for mobile devices	Covington (Northern Kentucky ADD)		\$10,000	\$3,400
	49	2014	Healthcare	Healthcare professional network	Covington (Northern Kentucky ADD)		\$10,000	\$3,400
	50	2014	Software	Mobile Software for data storage	Covington (Northern Kentucky ADD)		\$10,000	\$3,400
	51	2014	Software	Guided tours for mobile devices	Covington (Northern Kentucky ADD)		\$9,000	\$3,060
	52	2014	Knowledge solutions	3D printing designs	Covington (Northern Kentucky ADD)		\$50,000	\$17,001
	53	2014	Software	Guided tours for mobile devices	Covington (Northern Kentucky ADD)		\$1,000	\$340
	54	2014	Online development	Event ticket exchange	Covington (Northern Kentucky ADD)		\$50,000	\$17,001
	55	2014	Software	Mobile Software for data storage	Covington (Northern Kentucky ADD)		\$10,000	\$3,400
	56	2014	Healthcare	Healthcare professional network	Covington (Northern Kentucky ADD)		\$10,000	\$3,400
	57	2014	Healthcare	Healthcare professional network	Covington (Northern Kentucky ADD)		\$10,000	\$3,400
	58	2014	Information Technology & Communications	Event mobile application	Covington (Northern Kentucky ADD)		\$20,000	\$6,800
	59	2014	Information Technology & Communications	Education content sharing platform	Covington (Northern Kentucky ADD)		\$20,000	\$6,800
	60	2014	Information Technology & Communications	Real estate web application	Covington (Northern Kentucky ADD)		\$20,000	\$6,800
	61	2014	Information Technology & Communications	Mobile betting application	Covington (Northern Kentucky ADD)		\$20,000	\$6,800
	62	2014	Information Technology & Communications	Family social network	Covington (Northern Kentucky ADD)		\$20,000	\$6,800
	63	2014	Information Technology & Communications	Travel communications	Covington (Northern Kentucky ADD)		\$20,000	\$6,800
	64	2014	Information Technology & Communications	Medical patient mobile application	Covington (Northern Kentucky ADD)		\$20,000	\$6,800
	65	2014	Information Technology & Communications	Education content sharing platform	Covington (Northern Kentucky ADD)		\$10,000	\$3,402
	66	2015	Information Technology & Communications	Event mobile application	Covington (Northern Kentucky ADD)		\$10,000	\$3,399
	67	2015	Information Technology & Communications	Real estate web application	Covington (Northern Kentucky ADD)		\$10,000	\$3,399
	68	2015	Information Technology & Communications	Family social network	Covington (Northern Kentucky ADD)		\$10,000	\$3,399
	69	2015	Information Technology & Communications	Mobile betting application	Covington (Northern Kentucky ADD)		\$10,000	\$3,401
	70	2015	Information Technology & Communications	Event mobile application	Covington (Northern Kentucky ADD)		\$10,000	\$3,401
	71	2015	Information Technology & Communications	Education content sharing platform	Covington (Northern Kentucky ADD)		\$10,000	\$3,401
	72	2015	Information Technology & Communications	Real estate web application	Covington (Northern Kentucky ADD)		\$10,000	\$3,401
	73	2015	Information Technology & Communications	Mobile betting application	Covington (Northern Kentucky ADD)		\$10,000	\$3,401

Fund	Investment Number	Invest Year	Nature of Small Business	Description of Small Business	Geographic Location	Jobs ¹	Investment Amount	Credits Authorized
	74	2015	Information Technology & Communications	Family social network	Covington (Northern Kentucky ADD)		\$10,000	\$3,401
	75	2015	Information Technology & Communications	Travel communications	Covington (Northern Kentucky ADD)		\$10,000	\$3,401
	76	2015	Information Technology & Communications	Mobile betting application	Covington (Northern Kentucky ADD)		\$5,000	\$1,700
	77	2015	Information Technology & Communications	Family social network	Covington (Northern Kentucky ADD)		\$10,000	\$3,402
	78	2015	Information Technology & Communications	Travel communications	Covington (Northern Kentucky ADD)		\$10,000	\$3,402
Uptech Fund I, LLC Total							\$1,423,328	\$490,934
Enterprise Angels Community Fund I LLC	1	2014	Health & Human Development	Medical equipment	Lexington (Bluegrass ADD)		\$200,000	\$74,827
	2	2015	Bioscience	Toxicology and genetic testing	Lexington (Bluegrass ADD)		\$200,000	\$74,839
	3	2015	Information Technology & Communications	Music instruction software	Louisville (KIPDA)		\$150,000	\$56,129
	4	2015	Software	Video game development	Lexington (Bluegrass ADD)		\$300,000	\$112,258
	5	2015	Health & Human Development	Satellite Care Clinics	Louisville (KIPDA)		\$400,000	\$149,677
	6	2015	Health & Human Development	Healthcare management technology	Louisville (KIPDA)		\$250,000	\$93,548
	7	2015	Information Technology & Communications	Bank marketing software	Louisville (KIPDA)		\$250,000	\$93,548
	8	2015	Information Technology & Communications	Insurance software	Elizabethtown (Lincoln Trail ADD)		\$200,000	\$74,839
	9	2015	Health & Human Development	Satellite Care Clinics	Louisville (KIPDA)		\$36,500	\$13,658
	10	2016	Information Technology & Communications	Data Analytics	Louisville (KIPDA)		\$300,000	\$112,258
	11	2016	Health & Human Development	Satellite Care Clinics	Louisville (KIPDA)		\$200,000	\$74,839
	12	2016	Bioscience	Medical device technology	Crestwood (KIPDA)		\$100,000	\$37,420
	13	2016	Bioscience	Toxicology and genetic testing	Lexington (Bluegrass ADD)		\$200,000	\$74,839
	14	2016	Bioscience	Medical device technology	Crestwood (KIPDA)		\$100,000	\$37,420
	15	2017	Information Technology & Communications	Insurance software	Elizabethtown (Lincoln Trail ADD)		\$200,000	\$74,839
	16	2017	Information Technology & Communications	Veterinary software	Lexington (Bluegrass ADD)		\$250,000	\$93,548
	17	2017	Materials Science & Advanced Manufacturing	Natural fiber manufacturing	Louisville (KIPDA)		\$212,000	\$79,329
	18	2017	Information Technology & Communications	Safety management technology	Covington (Northern Kentucky ADD)		\$200,000	\$74,839
	19	2017	Information Technology & Communications	Bank marketing software	Louisville (KIPDA)		\$82,821	\$30,991
	20	2018	Materials Science & Advanced Manufacturing	Natural fiber manufacturing	Louisville (KIPDA)	19	\$101,250	\$37,887
	21	2019	Information Technology & Communications	Bank marketing software	Louisville (KIPDA)		\$50,000	\$18,710
	22	2019	Information Technology & Communications	Veterinary software	Lexington (Bluegrass ADD)		\$50,000	\$18,710
	23	2019	Bioscience	Medical device technology	Crestwood (KIPDA)		\$100,000	\$37,420
	24	2019	Software	Video game development	Lexington (Bluegrass ADD)		\$1,000,000	\$400,000
Enterprise Angels Community Fund I LLC Total							\$5,132,571	\$1,946,371
Connetic Fund, LLC	1	2015	Healthcare	Healthcare provider education	Covington (Northern Kentucky ADD)		\$50,000	\$18,848
	2	2015	Information Technology & Communications	Online app for parents	Covington (Northern Kentucky ADD)		\$40,000	\$15,078
	3	2015	Information Technology & Communications	Healthcare product marketplace	Prospect (KIPDA)		\$50,000	\$18,848
	4	2015	Information Technology & Communications	Online app for parents	Covington (Northern Kentucky ADD)		\$80,000	\$30,157
	5	2015	Healthcare	Medical device product development	Louisville (KIPDA)		\$125,912	\$47,464
	6	2015	Information Technology & Communications	Customer feedback technology	Covington (Northern Kentucky ADD)		\$125,000	\$47,120
	7	2016	Information Technology & Communications	Online app for parents	Covington (Northern Kentucky ADD)		\$15,000	\$5,686
	8	2016	Healthcare	Medical device product development	Louisville (KIPDA)		\$125,000	\$47,386
	9	2016	Information Technology & Communications	Customer feedback technology	Covington (Northern Kentucky ADD)		\$125,000	\$47,386
	10	2016	Application Development	Customized marketing applications	Louisville (KIPDA)		\$50,000	\$18,952
	11	2017	Other New Economy Knowledge Based Activity	Collectible marketplace	Covington (Northern Kentucky ADD)		\$150,023	\$56,752
	12	2017	Information Technology & Communications	Customer feedback technology	Covington (Northern Kentucky ADD)		\$25,000	\$9,457
	13	2017	Other New Economy Knowledge Based Activity	Collectible marketplace	Covington (Northern Kentucky ADD)		\$30,900	\$11,689
Connetic Fund, LLC Total							\$991,835	\$374,819
Bluegrass Angel Venture Fund III, LLC	1	2015	Software	Video game development	Lexington (Bluegrass ADD)		\$200,000	\$73,134
	2	2015	Information Technology & Communications	Bank marketing software	Louisville (KIPDA)		\$250,000	\$91,657
	3	2016	Other New Economy Knowledge Based Activity	Agriculture monitoring technology	Nicholasville (Bluegrass ADD)		\$200,000	\$73,381
	4	2016	Application Development	Customized marketing applications	Louisville (KIPDA)		\$100,000	\$36,725
	5	2016	Materials Science & Advanced Manufacturing	Lighting technology	Lexington (Bluegrass ADD)		\$150,000	\$55,223
	6	2016	Healthcare	3D measurement technology	Lexington (Bluegrass ADD)		\$100,000	\$36,831
	7	2016	Bioscience	Medical device technology	Crestwood (KIPDA)		\$150,000	\$55,223
	8	2016	Bioscience	Toxicology and genetic testing	Lexington (Bluegrass ADD)		\$200,000	\$73,651
	9	2017	Information Technology & Communications	Veterinary software	Lexington (Bluegrass ADD)		\$150,000	\$55,223
	10	2017	Information Technology & Communications	Online business support	Lexington (Bluegrass ADD)		\$100,000	\$36,831
	11	2017	Environmental & Energy Technology	Water treatment technology	Lexington (Bluegrass ADD)		\$100,000	\$36,831

Fund	Investment Number	Invest Year	Nature of Small Business	Description of Small Business	Geographic Location	Jobs*	Investment Amount	Credits Authorized
	12	2017	Other New Economy Knowledge Based Activity	Agriculture monitoring technology	Nicholasville (Bluegrass ADD)		\$100,000	\$36,831
	13	2017	Other New Economy Knowledge Based Activity	Catalyst technology	Jeffersontown (KIPDA)		\$300,032	\$110,486
	14	2017	Healthcare	3D measurement technology	Lexington (Bluegrass ADD)		\$100,000	\$36,831
	15	2017	Information Technology & Communications	Insurance software	Elizabethtown (Lincoln Trail ADD)		\$100,000	\$36,831
	16	2017	Information Technology & Communications	Bank marketing software	Louisville (KIPDA)		\$50,000	\$18,399
	17	2018	Materials Science & Advanced Manufacturing	Lighting Product Technology	Lexington (Bluegrass ADD)	11	\$300,000	\$110,469
	18	2018	Other New Economy Knowledge Based Activity	Agriculture monitoring technology	Nicholasville (Bluegrass ADD)	6	\$74,999	\$27,622
	19	2018	Bioscience	Toxicology and genetic testing	Lexington (Bluegrass ADD)	11	\$175,000	\$64,448
	20	2018	Information Technology & Communications	Veterinary software	Lexington (Bluegrass ADD)	11	\$75,000	\$27,622
	21	2018	Materials Science & Advanced Manufacturing	Manufacturing of ultra-small technology compone	Lexington (Bluegrass ADD)	6	\$200,000	\$73,651
	22	2018	Environmental & Energy Technology	Water treatment technology	Lexington (Bluegrass ADD)	5	\$50,000	\$18,399
	23	2018	Healthcare	3D measurement technology	Lexington (Bluegrass ADD)	11	\$100,000	\$36,831
	24	2018	Other New Economy Knowledge Based Activity	Catalyst technology	Jeffersontown (KIPDA)	4	\$100,000	\$36,831
	25	2019	Application Development	Customized marketing applications	Louisville (KIPDA)		\$100,000	\$36,831
	26	2019	Information Technology & Communications	Bank marketing software	Louisville (KIPDA)		\$25,000	\$9,193
	27	2020	Other New Economy Knowledge Based Activity	Agriculture monitoring technology	Nicholasville (Bluegrass ADD)		\$10,000	\$3,682
	28	2021	Environmental & Energy Technology	Water treatment technology	Lexington (Bluegrass ADD)	16	\$200,000	\$73,642
	29	2021	Other New Economy Knowledge Based Activity	Agriculture monitoring technology	Nicholasville (Bluegrass ADD)	0	\$10,000	\$3,682
	30	2021	Other New Economy Knowledge Based Activity	Agriculture monitoring technology	Nicholasville (Bluegrass ADD)	0	\$10,000	\$3,682
Bluegrass Angel Venture Fund III, LLC Total							\$3,780,031	\$1,390,673
Marshall Ventures Fund I, LLC	1	2015	Information Technology & Communications	Coaching Software	Lexington (Bluegrass ADD)		\$200,000	\$80,000
	2	2015	Information Technology & Communications	Customer feedback technology	Covington (Northern Kentucky ADD)		\$250,000	\$100,000
	3	2015	Information Technology & Communications	Insurance software	Elizabethtown (Lincoln Trail ADD)		\$200,000	\$80,000
	4	2016	Environmental Technology	Cleaner energy technology	Henderson (Green River ADD)		\$290,000	\$116,000
	5	2016	Bioscience	Medical device technology	Crestwood (KIPDA)		\$100,000	\$40,000
	6	2016	Bioscience	Medical device technology	Crestwood (KIPDA)		\$100,000	\$40,000
	7	2017	Information Technology & Communications	Insurance software	Elizabethtown (Lincoln Trail ADD)		\$200,000	\$80,000
	8	2017	Environmental Technology	Waste technology	Hartford (Green River ADD)		\$200,000	\$80,000
	9	2018	Environmental Technology	Waste technology	Hartford (Green River ADD)		\$160,000	\$64,000
	10	2019	Bioscience	Medical device technology	Crestwood (KIPDA)		\$100,000	\$40,000
	11	2019	Information Technology & Communications	App based software	Louisville (KIPDA)		\$125,000	\$50,000
Marshall Ventures Fund I, LLC Total							\$1,925,000	\$770,000
Uptech Fund II, LLC	1	2015	Information Technology & Communications	Augmented reality technology	Covington (Northern Kentucky ADD)		\$20,000	\$7,347
	2	2015	Information Technology & Communications	Endorsement marketplace	Covington (Northern Kentucky ADD)		\$20,000	\$7,347
	3	2015	Information Technology & Communications	Game subscription service	Covington (Northern Kentucky ADD)		\$20,000	\$7,347
	4	2015	Information Technology & Communications	Artist networking platform	Covington (Northern Kentucky ADD)		\$20,000	\$7,347
	5	2015	Information Technology & Communications	Audience/event mobile platform	Covington (Northern Kentucky ADD)		\$20,000	\$7,347
	6	2015	Information Technology & Communications	Customer communication platform	Covington (Northern Kentucky ADD)		\$20,000	\$7,347
	7	2015	Other New Economy Knowledge Based Activity	Excess commodity marketplace	Covington (Northern Kentucky ADD)		\$20,000	\$7,347
	8	2015	Information Technology & Communications	Endorsement marketplace	Covington (Northern Kentucky ADD)		\$10,000	\$3,673
	9	2015	Information Technology & Communications	Game subscription service	Covington (Northern Kentucky ADD)		\$10,000	\$3,673
	10	2015	Information Technology & Communications	Customer communication platform	Covington (Northern Kentucky ADD)		\$10,000	\$3,673
	11	2015	Information Technology & Communications	Customer communication platform	Covington (Northern Kentucky ADD)		\$10,000	\$3,673
	12	2015	Information Technology & Communications	Customer communication platform	Covington (Northern Kentucky ADD)		\$10,000	\$3,673
	13	2016	Information Technology & Communications	Endorsement marketplace	Covington (Northern Kentucky ADD)		\$10,000	\$3,674
	14	2016	Information Technology & Communications	Artist networking platform	Covington (Northern Kentucky ADD)		\$10,000	\$3,674
	15	2016	Information Technology & Communications	Event crowdfunding	Covington (Northern Kentucky ADD)		\$10,000	\$3,674
	16	2016	Information Technology & Communications	Endorsement marketplace	Covington (Northern Kentucky ADD)		\$10,000	\$3,673
	17	2016	Information Technology & Communications	Game subscription service	Covington (Northern Kentucky ADD)		\$10,000	\$3,673
	18	2016	Information Technology & Communications	Artist networking platform	Covington (Northern Kentucky ADD)		\$10,000	\$3,673
	19	2016	Information Technology & Communications	Audience/event mobile platform	Covington (Northern Kentucky ADD)		\$20,000	\$7,346
	20	2016	Other New Economy Knowledge Based Activity	Excess commodity marketplace	Covington (Northern Kentucky ADD)		\$10,000	\$3,673
	21	2016	Information Technology & Communications	Event crowdfunding	Covington (Northern Kentucky ADD)		\$10,000	\$3,673
	22	2016	Information Technology & Communications	Artist networking platform	Covington (Northern Kentucky ADD)		\$10,000	\$3,676
	23	2016	Information Technology & Communications	Health data and mapping	Covington (Northern Kentucky ADD)		\$5,000	\$1,837
	24	2016	Information Technology & Communications	Safety management technology	Covington (Northern Kentucky ADD)		\$20,000	\$7,346

Fund	Investment Number	Invest Year	Nature of Small Business	Description of Small Business	Geographic Location	Jobs*	Investment Amount	Credits Authorized
	25	2016	Information Technology & Communications	Paperless office technology	Covington (Northern Kentucky ADD)		\$5,000	\$1,837
	26	2016	Information Technology & Communications	Project management software	Covington (Northern Kentucky ADD)		\$20,000	\$7,346
	27	2016	Information Technology & Communications	Streaming platform for podcasts and radio	Covington (Northern Kentucky ADD)		\$5,000	\$1,837
	28	2016	Information Technology & Communications	Online app and game development	Covington (Northern Kentucky ADD)		\$2,000	\$735
	29	2016	Other New Economy Knowledge Based Activity	Merchandise creation for game developers	Covington (Northern Kentucky ADD)		\$5,000	\$1,837
	30	2016	Information Technology & Communications	Health data and mapping	Covington (Northern Kentucky ADD)		\$10,000	\$3,673
	31	2016	Information Technology & Communications	Paperless office technology	Covington (Northern Kentucky ADD)		\$20,000	\$7,346
	32	2016	Information Technology & Communications	Online app and game development	Covington (Northern Kentucky ADD)		\$3,000	\$1,102
	33	2016	Information Technology & Communications	Paperless office technology	Covington (Northern Kentucky ADD)		\$10,000	\$3,673
	34	2016	Information Technology & Communications	Online app and game development	Covington (Northern Kentucky ADD)		\$20,000	\$7,346
	35	2016	Other New Economy Knowledge Based Activity	Merchandise creation for game developers	Covington (Northern Kentucky ADD)		\$20,000	\$7,347
	36	2016	Information Technology & Communications	Health data and mapping	Covington (Northern Kentucky ADD)		\$20,000	\$7,347
	37	2016	Information Technology & Communications	Safety management technology	Covington (Northern Kentucky ADD)		\$10,000	\$3,673
	38	2016	Information Technology & Communications	Paperless office technology	Covington (Northern Kentucky ADD)		\$10,000	\$3,673
	39	2016	Information Technology & Communications	Project management software	Covington (Northern Kentucky ADD)		\$10,000	\$3,673
	40	2016	Information Technology & Communications	Streaming platform for podcasts and radio	Covington (Northern Kentucky ADD)		\$10,000	\$3,673
	41	2016	Information Technology & Communications	Online app and game development	Covington (Northern Kentucky ADD)		\$10,000	\$3,673
	42	2016	Other New Economy Knowledge Based Activity	Merchandise creation for game developers	Covington (Northern Kentucky ADD)		\$10,000	\$3,673
	43	2017	Information Technology & Communications	Health data and mapping	Covington (Northern Kentucky ADD)		\$10,000	\$3,673
	44	2017	Information Technology & Communications	Safety management technology	Covington (Northern Kentucky ADD)		\$20,000	\$7,347
	45	2017	Information Technology & Communications	Project management software	Covington (Northern Kentucky ADD)		\$10,000	\$3,673
	46	2017	Information Technology & Communications	Streaming platform for podcasts and radio	Covington (Northern Kentucky ADD)		\$5,000	\$1,837
	47	2017	Information Technology & Communications	Online app and game development	Covington (Northern Kentucky ADD)		\$10,000	\$3,673
	48	2017	Other New Economy Knowledge Based Activity	Merchandise creation for game developers	Covington (Northern Kentucky ADD)		\$10,000	\$3,673
	49	2017	Information Technology & Communications	Streaming platform for podcasts and radio	Covington (Northern Kentucky ADD)		\$5,000	\$1,837
	50	2017	Information Technology & Communications	Streaming platform for podcasts and radio	Covington (Northern Kentucky ADD)		\$10,000	\$3,673
	51	2017	Information Technology & Communications	Health data and mapping	Covington (Northern Kentucky ADD)		\$10,000	\$3,674
	52	2017	Information Technology & Communications	Paperless office technology	Covington (Northern Kentucky ADD)		\$10,000	\$3,674
	53	2017	Other New Economy Knowledge Based Activity	Merchandise creation for game developers	Covington (Northern Kentucky ADD)		\$10,000	\$3,674
	54	2017	Information Technology & Communications	Safety management technology	Covington (Northern Kentucky ADD)		\$50,000	\$18,364
	55	2017	Information Technology & Communications	Marketing platform	Covington (Northern Kentucky ADD)		\$20,000	\$7,346
	56	2017	Information Technology & Communications	Software planning and analysis	Covington (Northern Kentucky ADD)		\$20,000	\$7,346
	57	2017	Information Technology & Communications	Hair care mobile platform	Covington (Northern Kentucky ADD)		\$20,000	\$7,346
	58	2017	Information Technology & Communications	Augmented reality advertising	Covington (Northern Kentucky ADD)		\$20,000	\$7,346
	59	2017	Information Technology & Communications	Language learning platform	Covington (Northern Kentucky ADD)		\$20,000	\$7,346
	60	2017	Information Technology & Communications	Marketing platform	Covington (Northern Kentucky ADD)		\$10,000	\$3,673
	61	2017	Information Technology & Communications	Software planning and analysis	Covington (Northern Kentucky ADD)		\$10,000	\$3,673
	62	2017	Information Technology & Communications	Hair care mobile platform	Covington (Northern Kentucky ADD)		\$10,000	\$3,673
	63	2017	Information Technology & Communications	Augmented reality advertising	Covington (Northern Kentucky ADD)		\$10,000	\$3,673
	64	2017	Information Technology & Communications	Language learning platform	Covington (Northern Kentucky ADD)		\$10,000	\$3,673
	65	2018	Information Technology & Communications	Marketing platform	Covington (Northern Kentucky ADD)		\$10,000	\$3,695
	66	2018	Information Technology & Communications	Software planning and analysis	Covington (Northern Kentucky ADD)		\$10,000	\$3,695
	67	2018	Information Technology & Communications	Hair care mobile platform	Covington (Northern Kentucky ADD)		\$10,000	\$3,695
	68	2018	Information Technology & Communications	Augmented reality advertising	Covington (Northern Kentucky ADD)		\$10,000	\$3,695
	69	2018	Information Technology & Communications	Search technology	Covington (Northern Kentucky ADD)		\$50,000	\$18,476
	70	2018	Information Technology & Communications	Language learning platform	Covington (Northern Kentucky ADD)		\$10,000	\$3,695
	71	2018	Other New Economy Knowledge Based Activity	Merchandise creation for game developers	Covington (Northern Kentucky ADD)		\$50,000	\$18,475
	72	2018	Information Technology & Communications	Marketing platform	Covington (Northern Kentucky ADD)		\$10,000	\$3,695
	73	2018	Information Technology & Communications	Hair care mobile platform	Covington (Northern Kentucky ADD)		\$10,000	\$3,695
	74	2018	Information Technology & Communications	Language learning platform	Covington (Northern Kentucky ADD)		\$10,000	\$3,695
	75	2018	Information Technology & Communications	Hair care mobile platform	Covington (Northern Kentucky ADD)		\$6,375	\$2,357
	76	2018	Information Technology & Communications	Augmented reality advertising	Covington (Northern Kentucky ADD)		\$10,000	\$3,697
	77	2018	Information Technology & Communications	Sales call technology	Covington (Northern Kentucky ADD)		\$20,000	\$7,390
	78	2018	Information Technology & Communications	Farm management platform	Covington (Northern Kentucky ADD)		\$20,000	\$7,390
	79	2018	Information Technology & Communications	Network for mental healthcare	Covington (Northern Kentucky ADD)		\$20,000	\$7,390
	80	2018	Information Technology & Communications	Employee feedback technology	Covington (Northern Kentucky ADD)		\$20,000	\$7,390

Fund	Investment Number	Invest Year	Nature of Small Business	Description of Small Business	Geographic Location	Jobs*	Investment	
							Amount	Credits Authorized
	81	2018	Information Technology & Communications	Sport instruction platform	Covington (Northern Kentucky ADD)		\$25,000	\$9,238
	82	2018	Information Technology & Communications	Sales call technology	Covington (Northern Kentucky ADD)		\$10,000	\$3,695
	83	2018	Information Technology & Communications	Farm management platform	Covington (Northern Kentucky ADD)		\$10,000	\$3,695
	84	2018	Information Technology & Communications	Network for mental healthcare	Covington (Northern Kentucky ADD)		\$10,000	\$3,695
	85	2018	Information Technology & Communications	Employee feedback technology	Covington (Northern Kentucky ADD)		\$10,000	\$3,695
	86	2018	Information Technology & Communications	Sales call technology	Covington (Northern Kentucky ADD)		\$10,000	\$3,695
	87	2018	Information Technology & Communications	Network for mental healthcare	Covington (Northern Kentucky ADD)		\$10,000	\$3,695
	88	2019	Information Technology & Communications	Network for mental healthcare	Covington (Northern Kentucky ADD)		\$10,000	\$3,695
	89	2019	Information Technology & Communications	Employee feedback technology	Covington (Northern Kentucky ADD)		\$10,000	\$3,695
	90	2019	Information Technology & Communications	Sport instruction platform	Covington (Northern Kentucky ADD)		\$25,000	\$9,238
	91	2019	Information Technology & Communications	Employee feedback technology	Covington (Northern Kentucky ADD)		\$10,000	\$3,695
	92	2019	Information Technology & Communications	Farm management platform	Covington (Northern Kentucky ADD)		\$10,000	\$3,695
	93	2019	Information Technology & Communications	Sales call technology	Covington (Northern Kentucky ADD)		\$10,000	\$3,695
Uptech Fund II, LLC Total							\$1,271,375	\$467,973
Bluegrass Angel Venture Fund IV, LLC	1	2018	Other New Economy Knowledge Based Activity	Agriculture monitoring technology	Nicholasville (Bluegrass ADD)	6	\$100,000	\$36,675
	2	2018	Bioscience	Animal diagnostic tools	Lexington (Bluegrass ADD)	4	\$300,000	\$110,000
	3	2019	Information Technology & Communications	Content management for design teams	Lexington (Bluegrass ADD)		\$200,000	\$73,325
	4	2019	Materials Science & Advanced Manufacturing	Solar technology	Louisville (KIPDA)	5	\$99,999	\$36,675
	5	2019	Information Technology & Communications	Health analytics	Lexington (Bluegrass ADD)	5	\$220,000	\$80,675
	6	2019	Bioscience	Medical device technology	Crestwood (KIPDA)	2	\$150,000	\$55,000
	7	2019	Information Technology & Communications	Mobile health information	Lexington (Bluegrass ADD)	7	\$250,000	\$91,675
	8	2019	Bioscience	Animal diagnostic tools	Lexington (Bluegrass ADD)	8	\$100,000	\$36,675
	9	2019	Information Technology & Communications	Content management for design teams	Lexington (Bluegrass ADD)	11	\$100,000	\$36,675
	10	2019	Environmental & Energy Technology	Water treatment technology	Lexington (Bluegrass ADD)	7	\$400,000	\$146,675
	11	2019	Other New Economy Knowledge Based Activity	Catalyst technology	Jeffersontown (KIPDA)	4	\$100,000	\$36,675
	12	2020	Bioscience	Animal diagnostic tools	Lexington (Bluegrass ADD)		\$100,000	\$36,676
	13	2020	Software	Video game development	Lexington (Bluegrass ADD)	11	\$500,000	\$183,324
	14	2020	Other New Economy Knowledge Based Activity	Agriculture monitoring technology	Nicholasville (Bluegrass ADD)	1	\$75,000	\$27,500
	15	2020	Information Technology & Communications	sports analytics	Louisville (KIPDA)		\$125,000	\$45,833
	16	2020	Information Technology & Communications	video capture software	Louisville (KIPDA)	21	\$250,000	\$91,667
	17	2020	Bioscience	Pest Control	Lexington (Bluegrass ADD)	2	\$100,000	\$36,667
	18	2020	Bioscience	Animal diagnostic tools	Lexington (Bluegrass ADD)	8	\$150,000	\$55,000
	19	2020	Information Technology & Communications	sports analytics	Louisville (KIPDA)	12	\$125,000	\$45,833
	20	2020	Information Technology & Communications	Mobile health information	Lexington (Bluegrass ADD)	5	\$50,000	\$18,333
	21	2020	Bioscience	Medical device technology	Crestwood (KIPDA)	3	\$100,000	\$36,667
	22	2020	Bioscience	Toxicology and genetic testing	Lexington (Bluegrass ADD)	11	\$200,000	\$73,333
	23	2020	Information Technology & Communications	Health analytics	Lexington (Bluegrass ADD)	2	\$100,000	\$36,667
	24	2020	Health & Human Development	Mobile health information	Lexington (Bluegrass ADD)		\$20,000	\$7,333
	25	2020	Health & Human Development	Healthcare IT Software	Paducah (Purchase ADD)		\$10,000	\$3,667
	26	2020	Information Technology & Communications	Web-based calendar syncing software	Louisville (KIPDA)	1	\$10,000	\$3,667
	27	2020	Information Technology & Communications	Fundraising platform for fitness activities	Prospect (KIPDA)	3	\$30,000	\$11,000
	28	2020	Other New Economy Knowledge Based Activity	STEM education	Louisville (KIPDA)	2	\$10,000	\$3,667
	29	2020	Bioscience	Pest Control	Lexington (Bluegrass ADD)		\$20,000	\$7,324
	30	2020	Materials Science & Advanced Manufacturing	Manufacturing of ultra-small technology compone	Nicholasville (Bluegrass ADD)	2	\$250,000	\$91,667
	31	2021	Environmental & Energy Technology	Software platform that manages residential electr	Louisville (KIPDA)	20	\$150,000	\$55,000
	32	2021	Health & Human Development	Cancer support products	Lexington (Bluegrass ADD)		\$10,000	\$3,667
	33	2021	Environmental & Energy Technology	Manufacturer of precious metal catalysts	Louisville (KIPDA)		\$150,000	\$55,000
	34	2021	Environmental & Energy Technology	Water treatment technology	Lexington (Bluegrass ADD)	11	\$250,000	\$91,667
	35	2021	Information Technology & Communications	Cloud-based veterinary practice management soft	Lexington (Bluegrass ADD)		\$125,000	\$45,833
	36	2021	Bioscience	Medical device technology	Crestwood (KIPDA)		\$50,000	\$18,333
	37	2021	Materials Science & Advanced Manufacturing	Solar technology	Louisville (KIPDA)		\$100,000	\$36,667
	38	2021	Health & Human Development	Mobile health information	Lexington (Bluegrass ADD)		\$75,000	\$27,500
	39	2022	Information Technology & Communications	Patient-centric software for optimizing organ proc	Lexington (Bluegrass ADD)	5	\$50,000	\$18,333
	40	2022	Bioscience	Pest Control	Lexington (Bluegrass ADD)	1	\$100,000	\$36,667
	41	2022	Environmental & Energy Technology	Manufacturer of precious metal catalysts	Louisville (KIPDA)	0	\$63,088	\$23,132
Bluegrass Angel Venture Fund IV, LLC Total							\$5,368,087	\$1,968,349

Fund	Investment Number	Invest Year	Nature of Small Business	Description of Small Business	Geographic Location	Jobs*	Investment Amount	Credits Authorized
Strike Ventures Fund I, LLC	1	2021	Information Technology & Communications	Data architecture & advanced analytics	Louisville (KIPDA)		\$599,995	\$239,998
	2	2021	Information Technology & Communications	Social media platform w/ proprietary information	Louisville (KIPDA)	3	\$250,000	\$100,000
	3	2021	Information Technology & Communications	Data architecture & advanced analytics	Louisville (KIPDA)	7	\$349,998	\$140,000
	4	2021	Information Technology & Communications	Indoor digital map application	Louisville (KIPDA)	5	\$350,000	\$140,000
	5	2021	Bioscience	Animal diagnostic tools	Lexington (Bluegrass ADD)	3	\$149,999	\$59,999
	6	2022	Information Technology & Communications	Indoor digital map application	Louisville (KIPDA)	4	\$250,000	\$100,000
	7	2023	Information Technology & Communications	Real estate firm management through SaaS.	Louisville (KIPDA)		\$150,000	\$60,000
Strike Ventures Fund I, LLC Total						22	\$2,099,991	\$839,997
Bluegrass Angel Venture Fund V, LLC	1	2021	Information Technology & Communications	Cloud-based veterinary practice management soft	Lexington (Bluegrass ADD)		\$125,000	\$45,000
	2	2021	Bioscience	Animal diagnostic tools	Lexington (Bluegrass ADD)	1	\$299,997	\$108,619
	3	2021	Materials Science & Advanced Manufacturing	Solar technology	Louisville (KIPDA)		\$100,000	\$36,667
	4	2021	Health & Human Development	Mobile health information	Lexington (Bluegrass ADD)	2	\$75,000	\$27,500
	5	2022	Information Technology & Communications	Patient-centric software for optimizing organ proc	Lexington (Bluegrass ADD)	5	\$150,000	\$55,000
	6	2022	Environmental & Energy Technology	Food manufacturing technology	Louisville (KIPDA)		\$150,000	\$55,000
	7	2022	Bioscience	Pest Control	Lexington (Bluegrass ADD)	1	\$150,000	\$55,000
	8	2022	Information Technology & Communications	AI software to edit and produce podcasts	Prospect (KIPDA)	3	\$250,000	\$91,670
	9	2022	Environmental & Energy Technology	Food manufacturing technology	Louisville (KIPDA)	3	\$100,000	\$36,667
	10	2022	Environmental & Energy Technology	Manufacturer of precious metal catalysts	Louisville (KIPDA)		\$250,000	\$91,667
	11	2023	Information Technology & Communications	AI e-commerce software	Louisville (KIPDA)		\$200,000	\$73,333
	12	2023	Information Technology & Communications	AI software to edit and produce podcasts	Prospect (KIPDA)		\$50,000	\$18,333
	13	2023	Information Technology & Communications	platform for a complete lung cancer screening ma	Lexington (Bluegrass ADD)		\$250,000	\$91,667
	14	2023	Bioscience	Medical device technology	Crestwood (KIPDA)		\$200,000	\$73,333
	15	2023	Information Technology & Communications	AI e-commerce software	Louisville (KIPDA)		\$200,000	\$73,333
	16	2023	Environmental & Energy Technology	Water treatment technology	Lexington (Bluegrass ADD)		\$400,000	\$146,667
	17	2023	Information Technology & Communications	Enterprise Software	Lexington (Bluegrass ADD)		\$450,000	\$165,000
Bluegrass Angel Venture Fund V, LLC Total						15	\$3,399,997	\$1,244,456
Kentucky Select Fund, LLC	1	2021	Information Technology & Communications	Enterprise Software	Lexington (Bluegrass ADD)		\$150,000	\$60,000
	2	2023	Information Technology & Communications	Video game development	Lexington (Bluegrass ADD)		\$50,000	\$20,000
	3	2023	Information Technology & Communications	Enterprise Software	Lexington (Bluegrass ADD)		\$37,498	\$14,999
	4	2023	Information Technology & Communications	Video game development	Lexington (Bluegrass ADD)		\$1,450,004	\$580,002
Kentucky Select Fund, LLC Total							\$1,687,503	\$675,001
Grand Total							\$49,192,458	\$18,293,557

*Jobs reported in active funds' most recent annual report



Kentucky Enterprise Initiative Act (KEIA)

Statutorily Required Annual Reports

FY 2022-2023





CABINET FOR ECONOMIC DEVELOPMENT

Andy Beshear
GOVERNOR

Old Capitol Annex
300 West Broadway
Frankfort, Kentucky 40601

Jeff Noel
SECRETARY

October 30, 2023

The Honorable Andrew G. Beshear, Governor
Office of the Governor
700 Capital Avenue, Suite 100
Frankfort, Kentucky 40601

RE: Kentucky Enterprise Initiative Act Annual Report

Dear Governor Beshear:

Pursuant to KRS 154.31-030, which pertains to projects approved under the Kentucky Enterprise Initiative Act (KEIA), the Kentucky Economic Development Finance Authority (KEDFA) must prepare a report for the Legislative Research Commission and the Governor within one hundred twenty days after the end of each fiscal year. The report includes a list of all companies approved for KEIA incentives during the fiscal year.

Enclosed is the KEIA annual report for the fiscal year ending June 30, 2023. KEDFA approved a total of 55 projects in 37 counties for KEIA incentives. Eligibility for sales and use tax refunds totaling \$17,061,000 of the \$20,000,000 available were approved for the purchase of construction materials and building fixtures. Eligibility for sales and use tax refunds totaling \$800,000 of the \$5,000,000 available were approved for the purchase of research and development and electronic processing equipment. For fiscal year ending June 30, 2023, the total KEIA refunds issued by the Division of Sales and Use Tax within the Department of Revenue was \$2,853,728.51 to 21 companies.

If you have any questions regarding the report, please contact me at (502) 782-1987.

Sincerely,

A handwritten signature in blue ink that reads "Katie Smith".

Katie Smith
Deputy Secretary & Commissioner
Department for Financial Services

cc: Matthew Wingate



CABINET FOR ECONOMIC DEVELOPMENT

Andy Beshear
GOVERNOR

Old Capitol Annex
300 West Broadway
Frankfort, Kentucky 40601

Jeff Noel
SECRETARY

October 30, 2023

Jay E. Hartz, Director
Legislative Research Commission
700 Capital Avenue
Frankfort, Kentucky 40601

RE: Kentucky Enterprise Initiative Act Annual Report

Dear Director Hartz:

Pursuant to KRS 154.31-030, which pertains to projects approved under the Kentucky Enterprise Initiative Act (KEIA), the Kentucky Economic Development Finance Authority (KEDFA) must prepare a report for the Legislative Research Commission and the Governor within one hundred twenty days after the end of each fiscal year. The report includes a list of all companies approved for KEIA incentives during the fiscal year.

Enclosed is the KEIA annual report for the fiscal year ending June 30, 2023. KEDFA approved a total of 55 projects in 37 counties for KEIA incentives. Eligibility for sales and use tax refunds totaling \$17,061,000 of the \$20,000,000 available were approved for the purchase of construction materials and building fixtures. Eligibility for sales and use tax refunds totaling \$800,000 of the \$5,000,000 available were approved for the purchase of research and development and electronic processing equipment. For fiscal year ending June 30, 2023, the total KEIA refunds issued by the Division of Sales and Use Tax within the Department of Revenue was \$2,853,728.51 to 21 companies.

If you have any questions regarding the report, please contact me at (502) 782-1987.

Sincerely,

A handwritten signature in blue ink that reads "Katie Smith".

Katie Smith
Deputy Secretary & Commissioner
Department for Financial Services

cc: Matthew Wingate

Kentucky Enterprise Initiative Act (KEIA) Fiscal Year 2023 Annual Report

			Reasearch and Development, Electronic Processing and Flight Simulator Equip.	Construction Materials & Bldg Fixtures		Total		
County	Total Projects	New Jobs Projected	Eligible Investment	Eligible Refund	Eligible Investment	Eligible Refund	Total Investment	Eligible Refund
Adair	1	10			\$500,000	\$150,000	\$8,520,000	\$150,000
Anderson	2	31	\$6,250,000	\$250,000	\$3,4970,000	50,000	\$169,812,810	\$300,000
Barren	1	97	\$5,180,000	\$100,000			\$13,180,000	\$100,000
Boone	1	25			\$3,700,000	40,000	\$8,000,000	\$40,000
Bourbon	1	40			\$1,800,000	\$50,000	\$13,999,950	\$50,000
Boyd	1	0			\$800,000	\$45,000	\$1,220,000	\$45,000
Breckinridge	1	78			\$2,000,000	50,000	\$3,470,000	\$50,000
Bullitt	2	218			\$37,700,000	850,000	\$74,500,000	\$850,000
Calloway	1	0			\$1,831,000	75,000	\$5,204,000	\$75,000
Campbell	2	268	\$18,690,649	\$25,0000	\$27,357,554	400,000	\$75,596,043	\$650,000
Carroll	1	70			\$60,000,000	\$400,000	\$244,000,000	\$400,000
Christian	4	986			\$323,950,714	5,575,000	\$1,087,177,066	\$5,575,000
Fayette	1	1			\$19,421,700	200,000	\$35,096,500	\$200,000
Franklin	1	0			\$8,000,000	100,000	\$51,600,000	\$100,000
Grant	2	100			\$40,150,000	\$400,000	\$65,400,000	\$400,000
Grayson	1	12			\$1,200,000	\$50,000	\$3,000,000	\$50,000
Hancock	1	0			\$6,500,000	\$100,000	\$55,000,000	\$100,000
Hardin	2	113	\$1,600,000	\$75,000	\$11,140,000	361,000	\$53,025,000	\$436,000
Henderson	1	260			\$5,950,000	300,000	\$35,000,000	\$300,000
Jefferson	5	188	\$1,000,000	\$50,000	\$4,2496,719	800,000	\$133,929,090	\$850,000
Laurel	1	50			\$80,000,000	\$1,000,000	\$503,048,000	\$1,000,000
Logan	3	160			\$86,060,000	1,450,000	\$308,685,000	\$1,450,000
Madison	3	170			\$19,060,800	\$325,000	\$188,316,000	\$325,000
Magoffin	1	25			\$650,000	\$15,000	\$1,400,000	\$15,000
Muhlenberg	1	200			\$3,000,000	\$100,000	\$41,500,000	\$100,000
Nelson	3	66	\$1,400,000	\$50,000	\$304,141,902	700,000	\$475,910,282	\$750,000
Ohio	1				\$3,000,000	\$125,000	\$4,000,000	\$125,000
Owen	1	350			\$8,500,000	\$300,000	\$25,641,420	\$300,000
Rowan	1	50			\$68,736,000	\$100,000	\$143,710,000	\$100,000
Scott	1	45			\$10,000,000	150,000	\$50,976,430	\$150,000
Shelby	1	99			\$84,700,000	1,000,000	\$200,000,000	\$1,000,000
Simpson	1	141			\$3,600,000	\$200,000	\$104,420,000	\$200,000
Warren	2	170			\$61,500,000	1,150,000	\$266,519,250	\$1,150,000
Washington	1	25			\$15,800,000	\$250,000	\$30,404,000	\$250,000
Whitley	1	25			\$3,716,203	\$100,000	\$8,497,407	\$100,000
Woodford	1	40	\$456,700	\$25,000	\$14,050,000	\$100,000	\$27,326,700	\$125,000
GRAND TOTAL	55	4113	\$34,577,349	\$800,000	\$1,400,482,592	\$17,061,000	\$4,517,084,948	\$17,861,000



Incentives for Energy-related Business Act (IEBA)

Statutorily Required Annual Reports

FY 2022-2023



CABINET FOR ECONOMIC DEVELOPMENT

Andy Beshear
Governor

Old Capitol Annex
300 West
Broadway
Frankfort, Kentucky 40601

Jeff Noel
Secretary

October 31, 2023

Jay D. Hartz, Director
Legislative Research Commission
700 Capitol Avenue
Capitol Building, Suite 300
Frankfort, KY 40601

RE: Incentives for Energy-related Business Act (IEBA) Annual Report

Dear Director Hartz:

Pursuant to KRS 154.27-050(4), which pertains to projects approved under the Incentives for Energy-related Business Act (IEBA) effective July 1, 2021, the Kentucky Economic Development Finance Authority (KEDFA), jointly with the Department of Revenue, must prepare a report for the Legislative Research Commission on or before December 1 each year. The contents of this report are to include a list of all companies with which tax incentive agreements have been entered into and a summary of the terms of each agreement.

To date, KEDFA has not entered into agreements for inducements under the IEBA program. KEDFA had entered into two tax incentive agreements, prior to July 1, 2021, for inducements under the previous program, Incentives for Energy Independence Act (IEIA). The report detailing the projects is enclosed. In addition, this information is publicly available through a searchable database on the Cabinet for Economic Development's website, https://ced.ky.gov/newsroom/Annual_Reports.aspx.

Please contact Katie Smith at 502-782-1987, if there are any questions with this report.

Sincerely,

Katie Smith
Deputy Secretary & Commissioner
Department for Financial Services
Cabinet for Economic Development

Thomas B. Miller
Commissioner
Department of Revenue
Finance and Administration Cabinet

cc: Secretary Holly M. Johnson
Matthew Wingate

TEAM
KENTUCKY



CABINET FOR ECONOMIC DEVELOPMENT

Andy Beshear
Governor

Old Capitol Annex
300 West
Broadway
Frankfort, Kentucky 40601

Jeff Noel
Secretary

October 31, 2023

The Honorable Andy Beshear, Governor
Office of the Governor
700 Capitol Avenue
Capitol Building, Suite 100
Frankfort, KY 40601

RE: Incentives for Energy-related Business Act (IEBA) Annual Report

Dear Governor Beshear:

Pursuant to KRS 154.27-050(4), which pertains to projects approved under the Incentives for Energy-related Business Act (IEBA), the Kentucky Economic Development Finance Authority (KEDFA), jointly with the Department of Revenue, must prepare a report for the Legislative Research Commission on or before December 1 each year. The contents of this report are to include a list of all companies with which tax incentive agreements have been entered into and a summary of the terms of each agreement.

To date, KEDFA has not entered into agreements for inducements under the IEBA program. KEDFA had entered into two tax incentive agreements, prior to July 1, 2021, for inducements under the previous program, Incentives for Energy Independence Act (IEIA). The report detailing the projects is enclosed. In addition, this information is publicly available through a searchable database on the Cabinet for Economic Development's website, https://ced.ky.gov/newsroom/Annual_Reports.aspx.

Please contact Katie Smith at 502-782-1987, if there are any questions with this report.

Sincerely,

Katie Smith
Deputy Secretary & Commissioner
Department for Financial Services
Cabinet for Economic Development

Thomas B. Miller
Commissioner
Department of Revenue
Finance and Administration Cabinet

cc: Secretary Holly M. Johnson
Matthew Wingate

TEAM
KENTUCKY

2023 ANNUAL REPORT

Incentives for Energy-related Business Act (IEBA)								
Approved Company	Facility Type	Product Produced	Est. Output Upon Completion	Required Minimum Capital Investment	Tax Incentive Amount Approved**	Type of Tax Incentive Approved	Activation Date	Termination Date
*								

*No projects approved.

Incentives for Energy Independence Act (IEIA)								
Approved Company	Facility Type	Product Produced	Est. Output Upon Completion	Required Minimum Capital Investment	Tax Incentive Amount Approved**	Type of Tax Incentive Approved	Activation Date	Termination Date
KCF Station 1, LLC	Alternate Fuel Facility	Compressed Natural Gas	2,100,000 Gallons	\$1,000,000	\$500,000	Sales Tax Refund Corporate Income Tax Severance Tax	01/30/14	01/30/39
Lock 14 Hydro Partners, LLC	Renewable Energy-Hydropower	Electricity	10,880 MWH	\$1,000,000	\$250,000	Sales Tax Refund	09/26/19	09/26/24

**Tax incentive amount approved is the maximum amount available for recovery.



Tax Increment Financing (TIF)

Statutorily Required Annual Reports

FY 2022-2023

Tax Increment Financing Projects with State Participation



Project	Status	Type of TIF ¹	Location	Preliminary Approval	Final Approval	Activation Date	TIF Term	Taxes Pledged	Estimated Project Costs ²	Eligible to Claim	Eligible Incentive Amount
Projects with Final Approval											
Downtown Marriott	Active	Project Specific	Jefferson	N/A	7/11/2002	1/1/2003	20	Withholding Tax. Sales Tax.	\$ 100,000,000	Y	\$ 32,486,781
Churchill Downs	Active	Project Specific	Jefferson	N/A	7/12/2002	1/1/2005	20	Corporate Income Tax Credit. Sales Tax.	\$ 127,000,000	Y	\$ 25,000,000
Renaissance Zone	Active	Pilot Program	Jefferson	N/A	12/8/2003	1/1/2004	20	Withholding Tax. Sales Tax. Property Tax.	\$ -	Y	
Louisville Arena	Active	Pilot Program	Jefferson	N/A	12/19/2006	1/1/2009	45	Withholding Tax (Arena facility only). Sales Tax. Property Tax.	\$ 435,000,000	Y	\$ 250,000,000
WKU Gateway	Active	Signature	Warren	N/A	10/19/2007	1/1/2008	30	Withholding Tax. Sales Tax. Property Tax.	\$ 531,125,818	Y	\$ 285,533,316
Museum Plaza	Inactive	Signature	Jefferson	N/A	10/30/2007		30	Withholding Tax. Corporate Income Tax Credit. Sales Tax. Individual Income Tax Credit. Property Tax.	\$ 490,000,000		\$ 340,687,618
Ovation	Active	Signature	Campbell	N/A	11/28/2007	11/28/2017	30	Withholding Tax. Corporate Income Tax Credit. Sales Tax. Property Tax.	\$ 762,670,066		\$ 311,426,623
Nucleus	Active	Signature	Jefferson	N/A	11/30/2007	1/1/2011	30	Withholding Tax. Corporate Income Tax Credit. Individual Income Tax Credit.	\$ 1,090,951,981	Y	\$ 601,620,351
Center City/Omni	Active	Signature	Jefferson	N/A	12/27/2007	12/27/2017	30	Withholding Tax. Sales Tax. Property Tax.	\$ 706,000,000	Y	\$ 204,000,000
Phoenix Park/CentrePointe/City Center	Active	Signature	Fayette	2/5/2009	9/24/2009	1/1/2013	30	Withholding Tax. Sales Tax. Property Tax.	\$ 455,294,792	Y	\$ 48,833,000
Distillery District	Inactive	Mixed-use blighted Urban	Fayette	2/5/2009	10/29/2009		20	Sales Tax. Individual Income Tax Credit. Property Tax.	\$ 190,871,069		\$ 45,804,000
Manhattan Harbour	Active	Real Property	Campbell	3/26/2009	12/10/2009	12/10/2011	20	Property Tax.	\$ 473,148,299	Y	\$ 8,000,000
ShowProp Lexington	Inactive	Mixed Use	Fayette	2/25/2010	9/30/2010		20	Withholding Tax. Sales Tax. Property Tax.	\$ 17,500,000		\$ 17,500,000
The Red Mile Project	Active	Mixed-use blighted Urban	Fayette	5/27/2010	8/25/2011	8/25/2015	20	Withholding Tax. Sales Tax. Property Tax.	\$ 186,891,071	Y	\$ 13,786,000
The UofL Research Park/Belknap	Active	Signature	Jefferson	12/9/2010	6/28/2012	6/28/2016	30	Withholding Tax. Sales Tax. Property Tax.	\$ 1,113,303,500	Y	\$ 709,414,000
21c Museum Hotel	Active	Real Property	Fayette	N/A	12/31/2012	12/31/2015	20	Property Tax.	\$ 36,556,250	Y	\$ 500,000
Oak Grove Village at Fort Campbell	Inactive	Mixed use near Military installation	Ohio	2/23/2012	2/28/2013	2/28/2017	20	Withholding Tax. Sales Tax. Property Tax.	\$ 199,000,000		\$ 54,000,000
The Summit	Active	Mixed Use	Fayette	10/31/2013	9/25/2014	1/1/2015	20	Withholding Tax. Sales Tax. Property Tax.	\$ 155,000,000	Y	\$ 24,109,000
Turfland Town Center Mixed Use	Active	Real Property	Fayette	8/29/2013	10/30/2014	9/28/2015	20	Property Tax.	\$ 38,600,000	Y	\$ 793,600
ShelbyHurst Research and Technology Park	Inactive	Signature	Jefferson	8/29/2013	12/11/2014	12/11/2016	30	Withholding Tax. Sales Tax. Property Tax.	\$ 831,517,378		\$ 253,938,000

¹ Applicable statutes are as follows: KRS 65.7075 - repealed in 2008; KRS 65.490; KRS 65.6972 and KRS 154.30

² Estimated Project Costs for Real Property and Mixed-Use TIF projects do NOT include financing costs.

Tax Increment Financing Projects with State Participation



Project	Status	Type of TIF ¹	Location	Preliminary Approval	Final Approval	Activation Date	TIF Term	Taxes Pledged	Estimated Project Costs ²	Eligible to Claim	Eligible Incentive Amount
Hotel NuLu	Active	Mixed-use blighted Urban	Jefferson	10/30/2014	6/25/2015	6/25/2017	20	Withholding Tax. Sales Tax. Property Tax.	\$ 72,998,230	Y	\$ 4,312,000
Gateway Commons	Active	Mixed-use blighted Urban	Daviess	7/30/2015	10/27/2016	1/1/2018	20	Withholding Tax. Sales Tax. Property Tax.	\$ 198,857,200	Y	\$ 20,571,000
Downtown Owensboro Riverfront	Active	Mixed-use blighted Urban	Daviess	1/28/2016	12/8/2016	1/1/2018	20	Withholding Tax. Sales Tax. Property Tax.	\$ 153,898,990	Y	\$ 24,500,000
Midland Ave Redevelopment Project	Active	Mixed-use blighted Urban	Fayette	6/25/2015	1/26/2017	2/1/2017	20	Withholding Tax. Sales Tax. Property Tax.	\$ 167,269,239	Y	\$ 4,000,000
Butchertown Stadium District	Active	Mixed-use blighted Urban	Jefferson	1/25/2018	5/31/2018	1/1/2019	20	Withholding Tax. Sales Tax. Property Tax.	\$ 193,100,000	Y	\$ 21,700,000
Fort Mitchell Gateway	Active	Mixed-use blighted Urban	Kenton	2/26/2015	6/28/2018	6/28/2022	20	Withholding Tax. Sales Tax. Property Tax.	\$ 134,900,440		\$ 13,674,000
Coldstream Research Campus Project	Active	Mixed-use blighted Urban	Fayette	3/29/2018	5/30/2019	5/31/2023	20	Withholding Tax. Sales Tax. Property Tax.	\$ 199,025,029		\$ 4,634,000
Lexington Center Project	Active	Signature	Fayette	12/13/2018	10/31/2019	10/31/2023	30	Withholding Tax. Sales Tax. Property Tax.	\$ 679,283,821		\$ 41,000,000
Fountains at Palomar	Active	Real Property	Fayette	N/A	10/31/2019	10/31/2023	20	Property Tax.	\$ 46,877,436		\$ 634,000
Northern Kentucky University Campus Gateway	Active	Mixed-use blighted Urban	Campbell	8/30/2018	12/12/2019	12/12/2023	20	Withholding Tax. Sales Tax. Property Tax.	\$ 112,672,500		\$ 14,216,000
Ashland Plaza Redevelopment Project	Active	Mixed Use	Boyd	8/31/2017	1/30/2020	12/31/2020	20	Sales Tax. Property Tax.	\$ 43,450,000	Y	\$ 6,800,000
Paducah Downtown Riverfront Redevelopment Project	Active	Mixed Use	McCracken	8/29/2019	3/25/2021	3/25/2025	20	Withholding Tax. Sales Tax. Property Tax.	\$ 156,344,483		\$ 21,400,000
World Peace Hospitality Mixed-Use Redevelopment Project	Active	Mixed-use blighted Urban	Campbell	5/28/2020	10/28/2021	10/28/2023	20	Withholding Tax. Sales Tax. Property Tax.	\$ 45,595,751		\$ 4,000,000
Logistics Air Park Development Project (LAP 2)	Active	Real Property	Jefferson	N/A	12/9/2021	12/9/2023	20	Property Tax.	\$ 48,862,998		\$ 800,000
Shelby Street Redevelopment Project	Active	Real Property	Jefferson	N/A	3/31/2022	3/31/2024	20	Property Tax.	\$ 114,725,000		\$ 1,000,000
Covington Central Riverfront	Active	Signature	Kenton	12/10/2020	5/26/2022	5/26/2024	30	Withholding Tax. Sales Tax. Property Tax.	\$ 394,377,667		\$ 45,500,000
Radcliff Mixed-Use Redevelopment Project at Fort Knox	Active	Mixed-use blighted Urban	Hardin	1/28/2021	8/25/2022	8/25/2024	20	Withholding Tax. Sales Tax. Property Tax.	\$ 94,824,969		\$ 12,000,000

Real Property TIF Projects and projects approved prior to January 1, 2009 do NOT require an independent consultant analysis and do NOT require preliminary approval.

Projects with Preliminary Approval

Georgetown Events & Commerce Center	Active	Signature	Scott	3/25/2010			30		\$ 1,000,951,225		
The Paddocks of Woodford	Active	Mixed Use	Woodford	10/28/2010			20		\$ 33,426,109		
WKT Technology Park Project	Inactive	Mixed Use	Graves	1/26/2017			20		\$ 430,987,816		

To see each State Participation TIF project [click here for map](#)

¹ Applicable statutes are as follows: KRS 65.7075 - repealed in 2008; KRS 65.490; KRS 65.6972 and KRS 154.30

² Estimated Project Costs for Real Property and Mixed-Use TIF projects do NOT include financing costs.



Kentucky Angel Investment Tax Credit

Statutorily Required Annual Reports

FY 2022-2023

Kentucky Angel Investment Act Projects Approved by KEDFA for the Period 7/1/22 - 6/30/23

Company	Investor	Approval Date	Investment Status	Projected Angel Investment	Actual Angel Investment	Max Potential Credit	Actual Angel Credit
Bexion Pharmaceuticals, Inc.	Knox, David George	12/8/2022	Investment Made	\$50,000.00	\$50,000.00	\$12,500.00	\$12,500.00
borderless LLC	Herrera, Melinda J.	12/8/2022	Investment Made	\$40,000.00	\$40,000.00	\$10,000.00	\$10,000.00
CleanSpace Corporation	Toutant, Roy T.	6/29/2023	Investment Made	\$20,000.00	\$10,000.00	\$5,000.00	\$2,500.00
Cornbread CBD, PBC	Mackin, Colin N.	12/8/2022	Investment Made	\$112,500.00	\$112,500.00	\$28,125.00	\$28,125.00
Cornbread CBD, PBC	Mackin, Noah L.	12/8/2022	Investment Made	\$112,500.00	\$112,500.00	\$28,125.00	\$28,125.00
Cornbread CBD, PBC	Lenhardt, Theresa N.	12/8/2022	Investment Made	\$112,500.00	\$112,500.00	\$28,125.00	\$28,125.00
Cornbread CBD, PBC	Mackin III, Joseph L.	12/8/2022	Investment Made	\$112,500.00	\$112,500.00	\$28,125.00	\$28,125.00
EquiLottery LLC	Russell, Gary D.	12/8/2022	Investment Made	\$200,000.00	\$200,000.00	\$50,000.00	\$50,000.00
EquiLottery LLC	Perkins, III, Herbert W.	12/8/2022	Investment Made	\$100,000.00	\$100,000.00	\$25,000.00	\$25,000.00
EquiLottery LLC	Montano, Miguel O.	12/8/2022	Investment Made	\$150,000.00	\$150,000.00	\$37,500.00	\$37,500.00
Equilottery LLC	Saunders, Robert S.	12/8/2022	Inactive	\$50,000.00	\$0.00	\$12,500.00	\$0.00
Goodmaps Inc.	Perkins, III, Herbert W.	6/29/2023	Investment Made	\$50,000.00	\$50,000.00	\$12,500.00	\$12,500.00
Goodmaps Inc.	Perkins, III, Herbert W.	7/28/2022	Investment Made	\$100,000.00	\$100,000.00	\$25,000.00	\$25,000.00
GoWild Alpha Inc.	Perkins, III, Herbert W.	4/27/2023	Investment Made	\$50,000.00	\$50,000.00	\$12,500.00	\$12,500.00
Guide Book Outdoors, Inc.	Cassady, Jacob W.	6/29/2023	Investment Made	\$25,000.00	\$15,000.00	\$6,250.00	\$3,750.00
Gun Media Holdings, Inc.	Self, Thomas Benjamin	6/29/2023	Investment Made	\$70,000.00	\$70,000.00	\$17,500.00	\$17,500.00
Gun Media Holdings, Inc.	Chait, Jonathan F.	3/30/2023	Investment Made	\$100,000.00	\$100,000.00	\$25,000.00	\$25,000.00
Gun Media Holdings, Inc.	Yarmuth, William B.	4/27/2023	Investment Made	\$800,000.00	\$800,002.56	\$200,000.00	\$200,000.00
Gun Media Holdings, Inc.	Young, Christopher H.	9/29/2022	Investment Made	\$500,000.00	\$500,000.00	\$125,000.00	\$125,000.00
Gun Media Holdings, Inc.	Yarmuth, Susan A.	4/27/2023	Investment Made	\$200,000.00	\$200,000.64	\$50,000.00	\$50,000.00
Lepidext, Inc.	Drury, John Henderson	7/28/2022	Investment Made	\$20,000.00	\$20,000.00	\$5,000.00	\$5,000.00
Lepidext, Inc.	Aebersold, Zachary Cole	7/28/2022	Investment Made	\$20,000.00	\$20,000.00	\$5,000.00	\$5,000.00
Lepidext, Inc.	Sidhu, Preetpal Singh	7/28/2022	Investment Made	\$100,000.00	\$100,000.00	\$25,000.00	\$25,000.00
Lepidext, Inc.	Hager, Benjamin William	7/28/2022	Investment Made	\$10,000.00	\$10,000.00	\$2,500.00	\$2,500.00
Liberate Medical (DE), Inc.	Francois, Cedric G.	12/8/2022	Investment Made	\$25,000.00	\$25,000.00	\$6,250.00	\$6,250.00
Liberate Medical (DE), Inc.	Toutant, Roy T.	3/30/2023	Investment Made	\$25,000.00	\$25,000.01	\$6,250.00	\$6,250.00
Liberate Medical (DE), Inc.	Toutant, Roy T.	9/29/2022	Investment Made	\$25,000.00	\$25,000.00	\$6,250.00	\$6,250.00
Parasight System Inc.	Goodnight, David L.	7/28/2022	Inactive	\$50,000.00	\$0.00	\$12,500.00	\$0.00
Personal Medicine Plus LLC	Carlton, Gregory W.	6/29/2023	Investment Made	\$100,000.00	\$50,000.00	\$40,000.00	\$12,500.00
PowerTech Water, Inc.	Toutant, Roy T.	5/25/2023	Investment Made	\$50,000.00	\$49,999.16	\$12,500.00	\$12,499.00
PowerTech Water, Inc.	Chait, Jonathan F.	5/25/2023	Investment Made	\$50,000.00	\$49,999.16	\$12,500.00	\$12,499.00
PowerTech Water, Inc.	Houlihan, Jr., John Spencer	6/29/2023	Inactive	\$50,000.00	\$0.00	\$12,500.00	\$0.00
PowerTech Water, Inc.	Wolford, George Rodney	5/25/2023	Investment Made	\$25,000.00	\$25,000.00	\$6,250.00	\$6,250.00

PowerTech Water, Inc.	Young, Christopher H.	5/25/2023	Investment Made	\$150,000.00	\$150,000.00	\$37,500.00	\$37,500.00
PowerTech Water, Inc.	Toutant, Roy T.	1/26/2023	Investment Made	\$75,000.00	\$75,000.00	\$18,750.00	\$18,750.00
PowerTech Water, Inc.	Diachun, Daniel S.	5/25/2023	Investment Made	\$100,000.00	\$99,999.95	\$25,000.00	\$24,999.00
PowerTech Water, Inc.	Hawse, Alan R.	5/25/2023	Investment Made	\$100,000.00	\$99,999.95	\$25,000.00	\$24,999.00
Pyrochem Catalyst Company	Meng, George E.	12/8/2022	Investment Made	\$25,000.00	\$25,000.00	\$6,250.00	\$6,250.00
Pyrochem Catalyst Company	Streepey, Ben M.	12/8/2022	Investment Made	\$15,000.00	\$15,000.00	\$3,750.00	\$3,750.00
Pyrochem Catalyst Company	Jakobi, Larry A.	12/8/2022	Investment Made	\$50,000.00	\$50,000.00	\$12,500.00	\$12,500.00
Pyrochem Catalyst Company	Noonan, Joseph E.	12/8/2022	Investment Made	\$25,000.00	\$25,000.00	\$6,250.00	\$6,250.00
Pyrochem Catalyst Company	Goodnight, David L.	12/8/2022	Investment Made	\$15,000.00	\$15,000.00	\$3,750.00	\$3,750.00
RalphVR Inc.	Flynn, II, John Bishop	3/30/2023	Investment Made	\$20,000.00	\$15,000.00	\$5,000.00	\$3,750.00
Rave On Sports, LLC	Pappas, John E.	7/28/2022	Investment Made	\$50,000.00	\$50,000.00	\$12,500.00	\$12,500.00
Thynk Health, LLC	Hollembaek, Linda T.	4/27/2023	Investment Made	\$25,000.00	\$25,000.00	\$6,250.00	\$6,250.00
Thynk Health, LLC	Toutant, Roy T.	1/26/2023	Investment Made	\$75,000.00	\$75,000.00	\$18,750.00	\$18,750.00
Thynk Health, LLC	Meng, George E.	3/30/2023	Investment Made	\$25,000.00	\$25,000.00	\$6,250.00	\$6,250.00
Thynk Health, LLC	Hoffman, J. Miller	4/27/2023	Investment Made	\$25,000.00	\$25,000.00	\$6,250.00	\$6,250.00
Wendal Inc	Young, Jason Alan	5/25/2023	Investment Made	\$200,012.00	\$40,022.57	\$50,003.00	\$10,005.00
Wendal Inc	Emerine, Kelly Beth	4/27/2023	Investment Made	\$10,043.00	\$10,043.00	\$2,510.00	\$2,510.00
Wendal Inc	Verst, Paul T.	3/30/2023	Investment Made	\$250,028.00	\$250,028.00	\$62,507.00	\$62,507.00
Wendal Inc	Kienzle, Barry G.	3/30/2023	Investment Made	\$100,031.00	\$100,031.00	\$25,007.00	\$25,007.00
Wendal Inc	Sousa, IV, John Philip	3/30/2023	Investment Made	\$250,000.00	\$200,012.00	\$62,500.00	\$50,003.00
Wendal Inc	Watkins, Matthew David	3/30/2023	Investment Made	\$21,041.00	\$21,041.00	\$5,260.00	\$5,260.00
Wendal Inc	Sumerel, Craig D.	7/28/2022	Investment Made	\$200,024.00	\$200,024.00	\$50,006.00	\$50,006.00
Wendal Inc	Grace, Corey Paul	5/25/2023	Investment Made	\$27,016.00	\$27,016.49	\$6,754.00	\$6,754.00
Wendal Inc	Sumerel, Craig D.	5/25/2023	Investment Made	\$200,012.00	\$200,012.00	\$50,003.00	\$50,003.00
Wendal Inc	Moeves, Tobias J.	5/25/2023	Investment Made	\$150,047.00	\$100,000.00	\$37,511.00	\$25,000.00
Wendal Inc	Arrasmith, II, Jerry Joseph	6/29/2023	Investment Made	\$30,000.00	\$30,029.48	\$7,500.00	\$7,500.00
Wendal Inc	Schroeder, Gregory Lee	12/8/2022	Investment Made	\$600,000.00	\$600,000.00	\$150,000.00	\$150,000.00
Wendal Inc	Tuffin, Mark Charles	12/8/2022	Investment Made	\$1,000,000.00	\$1,000,000.00	\$200,000.00	\$200,000.00
Wendal Inc	Heidrich, David P.	8/25/2022	Investment Made	\$25,036.00	\$25,036.00	\$6,259.00	\$6,259.00
Wendal Inc	Ford, Matthew Michael	4/27/2023	Investment Made	\$40,023.00	\$40,023.00	\$10,005.00	\$10,005.00
Wendal Inc	Schroeder, Gregory Lee	4/27/2023	Investment Made	\$200,012.00	\$200,012.40	\$50,003.00	\$50,003.00
Wendal Inc	Becker, Mark J.	8/25/2022	Investment Made	\$20,020.00	\$20,020.00	\$5,005.00	\$5,005.00
Wendal Inc	Wulfeck, Jason Edward	8/25/2022	Investment Made	\$80,036.00	\$80,036.00	\$20,009.00	\$20,009.00
Wendal Inc	Bray, Scott R.	4/27/2023	Investment Made	\$80,045.00	\$80,045.13	\$20,011.00	\$20,011.00
Wendal Inc	Fritz, Michael B.	9/29/2022	Investment Made	\$10,032.00	\$10,032.00	\$2,508.00	\$2,508.00
Grand Totals (68 records)				\$7,773,458.00	\$7,288,465.50	\$1,908,361.00	\$1,772,101.00



Kentucky Small Business Credit Initiative (KSBCI)

Statutorily Required Annual Reports

FY 2022-2023





KSBCI 1.0 Quarterly Funding Report

June 30, 2023



	Participating Bank	KSBCI Program	Total Project Amount	KSBCI Support Amount
Closed				
JAKLAK LLC	First Financial Bank	KYLPP	\$ 550,147.16	\$ 106,029.40
DC Logistics, Inc.	United Citizens Bank & Trust	KYCSP	\$ 350,000.00	\$ 18,750.00
Amett Dental Practice, PLLC/Shelia's Property, LLC	First National Bank of Grayson	KYCSP	\$ 580,000.00	\$ 104,400.00
Prosigns LLC	Mountain Association	KYCSP	\$ 150,000.00	\$ 30,000.00
Print My Threads, LLC	Mountain Association	KYCSP	\$ 230,000.00	\$ 40,000.00
Marshall T. West d/b/a West & Jones Funeral Home	Mountain Association	KYCSP	\$ 225,000.00	\$ 40,000.00
Shooting Star Properties, LLC/Paladin, Inc.	Community Trust Bank	KYCSP	\$ 705,000.00	\$ 40,125.00
Miles Exterminating Co., Inc.	First National Bank of Grayson	KYCSP	\$ 80,000.00	\$ 16,000.00
Phillips Diversified Manufacturing, Inc.	KHIC	KYCSP	\$ 1,200,000.00	\$ 240,000.00
Grace Community Health Center	Forcht Bank	KYCSP	\$ 600,000.00	\$ 99,000.00
Carey Technologies, Inc. dba Pine Mountain Canopy Tours	KHIC	KYCSP	\$ 550,000.00	\$ 50,000.00
Frontier Veterinary Services, LLC	United Southern Bank	KYCSP	\$ 300,000.00	\$ 37,498.55
Christian Academy of Lawrenceburg, Kentucky, Inc.	First Financial Bank	KYCSP	\$ 707,000.00	\$ 131,400.00
Posh Academy, LLC	Paducah Bank & Trust	KYCSP	\$ 358,250.00	\$ 49,000.00
Stapleton Holdings, LLC	First Financial Bank	KYCSP	\$ 457,000.00	\$ 91,400.00
Julep Pets, Inc.	Kentucky Bank	KYCSP	\$ 155,000.00	\$ 23,250.00
Quality Tire & Access, Inc.	SKED	KYCSP	\$ 150,000.00	\$ 22,500.00
M & M Newspapers, LLC	Traditional Bank	KYCSP	\$ 500,000.00	\$ 90,000.00
Critchfield Meats, Inc.	Traditional Bank	KYCSP	\$ 1,607,905.79	\$ 211,543.20
PMAK, LLC (project #1)	Fifth Third Bank	KYCSP	\$ 725,000.00	\$ 72,500.00
KJKJ, LLC	Fifth Third Bank	KYCSP	\$ 578,106.63	\$ 91,306.00
Mahalaxmi Host, LLC and Radha Ventures, LLC	Traditional Bank	KYCSP	\$ 1,250,000.00	\$ 250,000.00
Hicks-Blaydes Farm, LLC	Kentucky Bank	KYCSP	\$ 600,913.40	\$ 58,930.00
Affordable Signs & Apparel, LLC	United Citizens Bank & Trust	KYCSP	\$ 48,000.00	\$ 9,000.00
McClure's Auto Parts, Inc.	Mountain Association	KYCSP	\$ 560,000.00	\$ 112,000.00
Mirissia Duncil and Miles Duncil	First National Bank of Grayson	KYCSP	\$ 205,000.00	\$ 41,000.00
GBC Enterprises, LLC	Republic Bank & Trust	KYCSP	\$ 2,822,500.00	\$ 360,000.00
Addiction Recovery Care, LLC (project #1)	Mountain Association	KYCSP	\$ 150,000.00	\$ 16,000.00
5454 LLC	First Harrison Bank	KYCSP	\$ 144,100.00	\$ 15,851.00
Faith Holdings LLC	First Harrison Bank	KYCSP	\$ 3,120,000.00	\$ 456,000.00
SNEAK Properties, LLC	Stock Yards Bank	KYCSP	\$ 4,200,000.00	\$ 798,000.00
Drs. Burch, Renshaw, Wix & Associates, P.S.C.	Republic Bank & Trust	KYCSP	\$ 1,907,637.00	\$ 250,000.00
Addiction Recovery Care, LLC (project #2)	Mountain Association	KYCSP	\$ 500,000.00	\$ 100,000.00
AAA CNC Milling Center LLC	First Harrison Bank	KYCSP	\$ 330,000.00	\$ 36,000.00
True North Properties, LLC	Fifth Third Bank	KYCSP	\$ 120,000.00	\$ 24,000.00
PEARCE Group LLC	Fifth Third Bank	KYCSP	\$ 230,000.00	\$ 46,000.00
AEK Transport Services LLC	Community Ventures Corporation	KYCSP	\$ 85,000.00	\$ 17,000.00
Capitol Brewing Company, PBC	Traditional Bank	KYCSP	\$ 130,000.00	\$ 26,000.00
F&B Properties LLC	Traditional Bank	KYCSP	\$ 1,600,000.00	\$ 142,500.00
Affordable Granite & Marble Co. LLC	First Harrison Bank	KYCSP	\$ 230,000.00	\$ 45,000.00
PMAK, LLC (project #3)	Fifth Third Bank	KYCSP	\$ 624,500.00	\$ 62,450.00
Sav's Grill, LLC	Traditional Bank	KYCSP	\$ 525,000.00	\$ 96,200.00
Pearly Gates JV L.L.C.	First Harrison Bank	KYCSP	\$ 939,964.00	\$ 120,000.00
Unstoppable Faith LLC	First Harrison Bank	KYCSP	\$ 843,755.00	\$ 166,751.00
Parker Farm Supply, LLC	United Citizens Bank & Trust	KYCSP	\$ 472,000.00	\$ 25,400.00
OC Brannon Crossing, LLC	Fifth Third Bank	KYCSP	\$ 1,500,000.00	\$ 150,000.00
153 LLC	First Harrison Bank	KYCSP	\$ 496,764.00	\$ 97,853.00
Green Solutions Landcare, LLC	Monticello Banking Company	KYCSP	\$ 1,309,000.00	\$ 250,000.00
340 North Buckman, LLC (Pink Door Wreaths)	First Harrison Bank	KYCSP	\$ 726,400.00	\$ 127,000.00
BlueGrass Taproot, LLC	First Harrison Bank	KYCSP	\$ 786,150.00	\$ 135,000.00
PJJAM Enterprises, Inc. (real estate loan)	Stock Yards Bank & Trust	KYCSP	\$ 450,000.00	\$ 90,000.00
PJJAM Enterprises, Inc. (equipment loan)	Stock Yards Bank & Trust	KYCSP	\$ 1,250,000.00	\$ 250,000.00
TS Montgomery, LLC	Traditional Bank	KYCSP	\$ 623,560.00	\$ 104,968.00





Thind & Manak Investment, LLC	Traditional Bank	KYCSP	\$ 2,630,908.00	\$ 396,082.00
DE/TAC Properties Limited Liability Partnership	Commercial Bank	KYCSP	\$ 210,000.00	\$ 26,350.00
Still Lake Properties I, LLC (real estate)	South Central Bank	KYCSP	\$ 712,500.00	\$ 135,000.00
Still Lake Properties I, LLC (equipment)	South Central Bank	KYCSP	\$ 187,500.00	\$ 30,000.00
TJ Dillow Properties LLC	Citizens Bank of Kentucky, Inc.	KYCSP	\$ 1,000,000.00	\$ 90,000.00
McReynolds Physical Therapy, PLLC	First Financial Bank, N.A.	KYCSP	\$ 214,000.00	\$ 21,400.00
DE/TAC Properties Limited Liability Partnership	Citizens Bank of Kentucky, Inc.	KYCSP	\$ 928,000.00	\$ 83,520.00
Chambers Investments, LLC & Chambers Dentistry, P	Traditional Bank	KYCSP	\$ 1,400,000.00	\$ 250,000.00
GGML Holdings LLC	Stock Yards Bank & Trust	KYCSP	\$ 1,685,000.00	\$ 207,360.00
TOTAL CLOSED FUNDS			\$ 48,506,560.98	\$ 7,323,317.15

Paid Off/Recyclable Funds

NucSafe, Inc. / NucSafe Instruments, Inc.	SKED	KYCSP	\$ 2,000,000.00	\$ 100,000.00
M&M Partners (project #2)	Community Trust Bank	KYCSP	\$ 51,442.00	\$ 10,000.00
Eastern Telephone & Technologies	Mountain Association	KYCSP	\$ 275,000.00	\$ 9,500.00
OB Holdings, LLC (Ocean Breeze)	Community Trust Bank	KYCSP	\$ 386,086.50	\$ 47,250.00
The RF Group, LLC DBA Simply the Best Sports Bar & Grill	The Commercial Bank of Grayson	KYCSP	\$ 151,274.27	\$ 30,000.00
Indatus	PNC Bank	KYCSP	\$ 8,700,000.00	\$ 1,000,000.00
Sunny Deals, LLC	First Financial Bank	KYCSP	\$ 25,000.00	\$ 5,000.00
Wreck-A-Mend Auto Restoration, LLC	United Southern Bank	KYCSP	\$ 94,500.00	\$ 14,250.00
Vest Fabrication & Certified Welding, LLC	Kentucky Bank	KYCSP	\$ 40,000.00	\$ 4,000.00
Grace Coffee, Café, Bakery, LLC	Community Ventures Corporation	KYCSP	\$ 75,000.00	\$ 15,000.00
Land of Tomorrow Productions, LLC	South Central Bank	KYCSP	\$ -	\$ 326.05
Lincoln Manufacturing USA, LLC	Commercial Bank	KYCSP	\$ 7,245,000.00	\$ 449,000.00
Lincoln Manufacturing USA, LLC	Commercial Bank	KYCSP	\$ 2,800,000.00	\$ 280,000.00
H & S Distributing, LLC	Wilson & Muir Bank & Trust Co.	KYCSP	\$ 104,000.00	\$ 19,400.00
BCM JR WR LLC/Elevation Management Group, LLC	United Southern Bank	KYCSP	\$ 480,000.00	\$ 96,000.00
J and L Lyle, Inc. Project #2	Kentucky Bank	KYCSP	\$ 29,000.00	\$ 5,220.00
Carnage Outdoor Gear, LLC	Paducah Bank & Trust	KYCSP	\$ 90,522.00	\$ 18,000.00
K&G Bear Creek Retreat/Montgomery Wildness/KY Antler	Kentucky Farmers Bank	KYCSP	\$ -	\$ 11,582.47
Tim and Bonita Butler	Citizens First Bank	KYCSP	\$ 140,000.00	\$ 26,000.00
ROR, LLC/Stepping Stones For Children, Inc.	Kentucky Bank	KYCSP	\$ -	\$ 151,969.11
Maynard Studios	Community Trust Bank	KYCSP	\$ 165,750.00	\$ 24,862.50
Benjamin Watts/William & Kathy Watts/Watts's House of Iron	United Citizens Bank & Trust	KYCSP	\$ 50,000.00	\$ 10,000.00
J and L Lyle, Inc. Project #1	Kentucky Bank	KYCSP	\$ 35,000.00	\$ 6,300.00
Fit Bodies, Inc.	Fifth Third Bank	KYCSP	\$ 211,000.00	\$ 26,954.00
Big Red Burritos, LLC	Fifth Third Bank	KYCSP	\$ 25,000.00	\$ 5,000.00
Walnut Specialists Incorporated	KHIC	KYCSP	\$ 150,000.00	\$ 30,000.00
JSB Industrial Solutions, Inc.	Mountain Association	KYCSP	\$ 550,000.00	\$ 50,000.00
Lee's Ford Wine & Spirit Shoppe, LLC	Community Trust Bank	KYCSP	\$ 350,000.00	\$ 70,000.00
Palate Restaurant Group, LLC	Traditional Bank	KYCSP	\$ 1,175,000.00	\$ 120,000.00
Grace Community Health Center	Forcht Bank	KYCSP	\$ -	\$ 21,000.00
Geoffrey & Angel Knight/Knights Transportation Services	South Central Bank	KYCSP	\$ 225,000.00	\$ 45,000.00
H.B. Molding	Huntington Bank	KYCAP	\$ 40,000.00	\$ 1,200.00
Skidaddles, Inc.	Huntington National	KYCAP	\$ 65,306.12	\$ 1,902.12
LES Workout, LLC	Citizens First Bank	KYCSP	\$ 1,098,920.00	\$ 49,672.00
JC Brewer Construction, Inc.	Citizens First Bank	KYCSP	\$ 251,200.00	\$ 50,000.00
Clark County Veterinary Clinic, INC, Jeff and Kim Castle	Kentucky Bank	KYCSP	\$ 680,823.58	\$ 24,800.00
Austin Enterprises Incorporated	Kentucky Bank	KYCSP	\$ 242,000.00	\$ 48,400.00
HC Matthews	Citizens First Bank	KYCSP	\$ 444,900.00	\$ 69,101.00
212 Wayne Drive LLC, dba LaFontaine Preparatory School, LLC	Mountain Association	KYCSP	\$ 355,000.00	\$ 69,000.00
All Type Supply, LLC	Citizens Deposit Bank	KYCSP	\$ 181,868.00	\$ 36,000.00
CGS Machine & Tool, Inc.	Franklin Bank & Trust Company	KYCSP	\$ 1,440,000.00	\$ 248,000.00
Stardust Holdings, LLC & Stardust Ventures, LLC	KHIC	KYCSP	\$ 1,800,000.00	\$ 250,000.00
Godi Corporation	Fifth Third Bank	KYCSP	\$ 908,000.00	\$ 60,000.00
Cosmic Cheer and Tumble LLC	First National Bank of Grayson	KYCSP	\$ 239,000.00	\$ 29,850.00



Superior Expeditors LLC (project #1)	SKED	KYCSP	\$ 75,000.00	\$ 13,800.00
AU Associates, Inc	Community Ventures Corporation	KYCSP	\$ 471,919.11	\$ 45,855.00
Eastman Law Office, PSC	First Financial Bank	KYCSP	\$ 91,000.00	\$ 18,200.00
Mountain Music Exchange, LLC	Mountain Association	KYCSP	\$ 50,000.00	\$ 10,000.00
J & H Mcglone LLC dba Kees Farm Services & Supply, LLC - project #1	First National Bank of Grayson	KYCSP	\$ 366,000.00	\$ 26,700.00
J & H Mcglone LLC dba Kees Farm Services & Supply, LLC - project #2	First National Bank of Grayson	KYCSP	\$ 50,000.00	\$ 10,000.00
Empress Properties, LLC	Republic Bank & Trust	KYCSP	\$ 1,200,000.00	\$ 150,000.00
D & M Contracting, Inc.	Mountain Association	KYCSP	\$ 100,000.00	\$ 16,000.00
Tilted Tulip, LLC	Mountain Association	KYCSP	\$ 305,000.00	\$ 49,000.00
Purley Enterprises, Inc. (project #1)	Kentucky Bank	KYCSP	\$ 147,500.00	\$ 29,500.00
Purley Enterprises, Inc. (project #2)	Kentucky Bank	KYCSP	\$ 317,355.00	\$ 57,471.00
Miller Insulation, LLC/Andrew & Eli Miller	South Central Bank of Hardin County, Inc.	KYLPP	\$ 85,000.00	\$ 17,000.00
My Visual Package, LLC	South Central Bank	KYCSP	\$ 30,000.00	\$ 3,000.00
Paducah Pizza Bakers, LLC	Paducah Bank & Trust	KYCSP	\$ 1,660,000.00	\$ 132,800.00
Country Boy Brewing, LLC & CBB Properties, LLC (construction loan)	Traditional Bank	KYCSP	\$ 2,950,000.00	\$ 250,000.00
G&M Investments, LLC	Paducah Bank & Trust	KYCSP	\$ 350,000.00	\$ 35,000.00
Best Tyler, LLC	Wilson & Muir Bank & Trust Co.	KYCSP	\$ 279,000.00	\$ 48,000.00
Mike Combs, Inc. dba Concrete Craft of Lexington	Community Ventures Corporation	KYCSP	\$ 20,000.00	\$ 4,000.00
Auto Wash USA, LLC	Whitaker Bank	KYCSP	\$ 1,331,688.00	\$ 60,000.00
Hospitality Resources, LLC	United Cumberland Bank	KYCSP	\$ 5,705,000.00	\$ 342,300.00
Women First, PLLC	First National Bank of Grayson	KYCSP	\$ 335,000.00	\$ 67,000.00
Durbin Super Bowl, LLC	Fifth Third Bank	KYCSP	\$ 2,125,000.00	\$ 285,000.00
Invictus 2468, LLC	Fifth Third Bank	KYCSP	\$ 875,000.00	\$ 175,000.00
breathe, LLC	Community Ventures Corporation	KYCSP	\$ 57,000.00	\$ 10,000.00
M&M Partners (project #1)	Community Trust Bank	KYCSP	\$ 95,612.00	\$ 18,800.00
Trackside Butcher Shoppe, LLC - Request #1	United Citizens Bank & Trust	KYCSP	\$ 50,000.00	\$ 10,000.00
Steamer Seafood Concessions & Catering, LLC	Franklin Bank & Trust Company	KYCSP	\$ -	\$ 7,974.97
Land Shark Shredding, LLC (Project #1)	Franklin Bank & Trust Company	KYCSP	\$ 455,000.00	\$ 91,000.00
Land Shark Shredding, LLC (Project #2)	Franklin Bank & Trust Company	KYCSP	\$ 120,000.00	\$ 24,000.00
S & K Farms LLC/S & K Powder Coating, LLC	Franklin Bank & Trust Company	KYCSP	\$ 203,133.00	\$ 40,000.00
Bader's Food Mart, Inc.	First Financial Bank	KYCSP	\$ 286,000.00	\$ 57,200.00
Latonia Star, LLC (project #1)	First Financial Bank	KYCSP	\$ 548,000.00	\$ 45,000.00
Latonia Star, LLC (project #2)	First Financial Bank	KYCSP	\$ 40,000.00	\$ 8,000.00
ROR, LLC/Stepping Stones For Children, Inc.	Kentucky Bank	KYCSP	\$ 1,300,000.00	\$ 98,030.89
Dalton Development Company Limited Liability Company (project #1)	Fifth Third Bank	KYCSP	\$ 243,000.00	\$ 27,000.00
Hildreth Brothers, LLC	Franklin Bank & Trust Company	KYCSP	\$ 400,000.00	\$ 80,000.00
Michael A. Green and Vipavee T. Green (Crank and Boom)	Community Ventures Corporation	KYCSP	\$ 410,500.00	\$ 33,656.00
RuffleGrl Inc.	First Harrison Bank	KYCSP	\$ 1,450,000.00	\$ 290,000.00
CFO Advanltag, LLC - Travel Guide - Kentucky	First Financial Bank	KYCSP	\$ 99,086.76	\$ 19,817.35
Marikka's Restaurant, Inc.	Traditional Bank	KYCSP	\$ 3,641,565.00	\$ 461,140.00
Steamer's Seafood Bowling Green LLC	Franklin Bank & Trust Company	KYCSP	\$ 700,000.00	\$ 100,000.00
Trackside Butcher Shoppe, LLC - Request #2	United Citizens Bank & Trust	KYCSP	\$ 376,000.00	\$ 75,200.00
Optimum Fitness, LLC	United Citizens Bank & Trust	KYCSP	\$ 50,000.00	\$ 10,000.00
Ruby Concrete, Inc.	Farmers Bank of Marion	KYLPP	\$ 5,675,000.00	\$ 80,000.00
Discernity, LLC	First Financial Bank	KYCSP	\$ 100,000.00	\$ 20,000.00
Gaunce's Caf� and Deli LLC	Kentucky Bank	KYCSP	\$ 200,000.00	\$ 28,000.00
Parkview Pharmacy, Inc.	Citizens Bank of Kentucky, Inc.	KYCSP	\$ 260,000.00	\$ 52,000.00
Bradley Ebelhar and Angela Ebelhar dba The Crowne	Community Ventures Corporation	KYCSP	\$ 435,000.00	\$ 27,000.00



TVC Holdings LLC	First Harrison Bank	KYCSP	\$ 610,000.00	\$ 120,000.00
Canewood Homeowners Association, Inc. & Canewood HOA GC, LLC	Kentucky Bank	KYCSP	\$ 1,230,000.00	\$ 184,500.00
Atlas Development Group, LLC	First Citizens Bank	KYCSP	\$ 2,590,000.00	\$ 440,000.00
Nicholas D. Ring & Maren B. Ring / Rotolamento Fomo LLC	Kentucky Bank	KYCSP	\$ 95,000.00	\$ 10,500.00
Casey's Foods, Inc. dba Happy IGA	Mountain Association	KYCSP	\$ 176,610.00	\$ 34,800.00
HRS Brooks, Inc.	First Citizens Bank	KYCSP	\$ 4,364,000.00	\$ 450,000.00
Malibu Jack's 2, LLC	Community Ventures Corporation	KYCSP	\$ 1,604,500.00	\$ 60,000.00
Taylor Tot Child Center, Inc.	Community Ventures Corporation	KYCSP	\$ 177,110.00	\$ 15,750.00
Dalton Development Company Limited Liability Company (project #2)	Fifth Third Bank	KYCSP	\$ 375,208.00	\$ 75,041.60
Dalton Development Company Limited Liability Company (project #3)	Fifth Third Bank	KYCSP	\$ 338,500.00	\$ 67,700.00
Parker Lilly Holdings, LLC	Fifth Third Bank	KYCSP	\$ 690,000.00	\$ 69,000.00
Wellness Care, LLC	Fifth Third Bank	KYCSP	\$ 470,000.00	\$ 70,500.00
Kentucky River Community Care, Inc. (project #1)	Citizens Bank of Kentucky, Inc.	KYCSP	\$ 525,000.00	\$ 105,000.00
The Law Offices of John Thompson, PLLC	Citizens Bank of Kentucky, Inc.	KYCSP	\$ 78,662.00	\$ 15,732.00
Kentucky River Community Care, Inc. (project #3)	Citizens Bank of Kentucky, Inc.	KYCSP	\$ 673,000.00	\$ 134,600.00
Eddie Eugene Shelton and Charlotte Shelton Sterling Physical Therapy & Associates, P.S.C.	Citizens Bank of Kentucky, Inc.	KYCSP	\$ 149,000.00	\$ 29,800.00
Alley Land Company	The Citizens Bank	KYCSP	\$ 467,000.00	\$ 75,000.00
B & B Contracting, LLC	Citizens Bank of Kentucky, Inc.	KYCSP	\$ 768,000.00	\$ 88,200.00
Double D's Ice Cream Distribution, Inc.	Mountain Association	KYCSP	\$ 100,000.00	\$ 20,000.00
Burgess Steel Services, Inc.	Cumberland Valley National Bank	KYCSP	\$ 505,354.00	\$ 85,424.00
FireFresh Bar-B-Q, Blakenbaker, LLC	Citizens Deposit Bank	KYCSP	\$ 75,173.47	\$ 14,000.00
Country Boy Brewing, LLC & CBB Properties, LLC (equipment loan)	First Financial Bank	KYCSP	\$ 175,000.00	\$ 26,250.00
Miracle Lawn and Landscaping, Inc.	Traditional Bank	KYCSP	\$ 2,997,438.00	\$ 346,716.00
Hillview Property Management, LLC	KHIC	KYCSP	\$ 150,000.00	\$ 25,600.00
America's Finest Filters, Inc.	German American Bank	KYCSP	\$ 488,000.00	\$ 96,000.00
Miles Away, Inc.	First Financial Bank	KYCSP	\$ 170,500.00	\$ 34,100.00
Against The Grain, LLC	Community Ventures Corporation	KYCSP	\$ 290,000.00	\$ 10,000.00
BBY Management Group LLC	Wilson & Muir Bank & Trust Co.	KYCSP	\$ 1,100,000.00	\$ 200,000.00
Lee's Ford Dock, Inc.	Traditional Bank	KYCSP	\$ 2,017,000.00	\$ 188,000.00
Kenneth A Bell, Inc.	Community Trust Bank	KYCSP	\$ 974,000.00	\$ 194,800.00
Kentucky River Community Care, Inc. (project # 3)	Fifth Third Bank	KYCSP	\$ 334,988.36	\$ 66,997.00
Downtown Fitness Paducah, LLC	Citizens Bank of Kentucky, Inc.	KYCSP	\$ 1,000,000.00	\$ 200,000.00
Cane Run Properties, LLC	Community Financial Services Bank	KYCSP	\$ 468,230.78	\$ 88,000.00
The B Hive Child Care Academy Limited Liability Company	First Financial Bank	KYCSP	\$ 285,000.00	\$ 57,000.00
Kentucky Rural Health Information Technology Network, Inc. (dba Horizon Health)	United Citizens Bank & Trust	KYCSP	\$ 97,380.00	\$ 9,738.00
Whitaker Group, LLC (project #1)	Forcht Bank	KYCSP	\$ 50,000.00	\$ 10,000.00
Whitaker Group II, LLC (project #1)	Mountain Association	KYCSP	\$ 175,000.00	\$ 35,000.00
Whitaker Group, LLC (project #1)	Mountain Association	KYCSP	\$ 175,000.00	\$ 35,000.00
Whitaker Group II, LLC (project #2)	Mountain Association	KYCSP	\$ 655,000.00	\$ 105,000.00
BWH Land Company, LLC	Mountain Association	KYCSP	\$ 262,000.00	\$ 52,400.00
Tackett Enterprises, LLC	Citizens Bank of Kentucky, Inc.	KYCSP	\$ 205,000.00	\$ 41,000.00
Christon Enterprises, Inc. d/b/a Isom IGA	Citizens Bank of Kentucky, Inc.	KYCSP	\$ 232,000.00	\$ 46,400.00
Heritage Millworks, LLC d/b/a Powell Valley Millwork	Mountain Association	KYCSP	\$ 425,000.00	\$ 80,000.00
Heritage Millworks, LLC	Mountain Association	KYCSP	\$ 4,500,000.00	\$ 150,000.00
Hopland Ventures, LLC	South Central Bank	KYCSP	\$ 99,000.00	\$ 15,600.00



Whitaker Group, LLC	KHIC	KYCSP	\$ 270,000.00	\$ 54,000.00
Whitaker Group II, LLC	KHIC	KYCSP	\$ 5,535,000.00	\$ 108,000.00
Cunningham Golf Car Co., Inc.	First Financial Bank	KYCSP	\$ 700,000.00	\$ 140,000.00
Philip Sharp LLC	Citizens Bank of Kentucky, Inc.	KYCSP	\$ 300,000.00	\$ 53,000.00
Starlite, LLC	Kentucky Bank	KYCSP	\$ 1,777,000.00	\$ 250,000.00
Narrow Gate Properties, LLC	Fifth Third Bank	KYCSP	\$ 3,625,000.00	\$ 360,000.00
Robert Leon Allen	Monticello Banking Company	KYCSP	\$ 87,500.00	\$ 17,500.00
Great Flood Holdings, LLC	Republic Bank & Trust	KYCSP	\$ 500,000.00	\$ 100,000.00
Library Holdings, LLC	Fifth Third Bank	KYCSP	\$ 2,530,000.00	\$ 249,000.00
Highland Property Group LLC	Fifth Third Bank	KYCSP	\$ 1,400,000.00	\$ 200,000.00
Howard Law Firm, PLC	KHIC	KYCSP	\$ 250,000.00	\$ 10,000.00
May and Lee Management, LLC	Citizens Bank of Kentucky, Inc.	KYCSP	\$ 1,100,000.00	\$ 220,000.00
High Performance Computer Services LLC	Citizens Bank of Kentucky, Inc.	KYCSP	\$ 338,080.00	\$ 62,500.00
East End Foot, LLC	First Harrison Bank	KYCSP	\$ 615,000.00	\$ 108,309.00
DHN Midland, LLC	First Harrison Bank	KYCSP	\$ 1,167,500.00	\$ 225,000.00
Crum Funeral Home LLC	Citizens Bank of Kentucky, Inc.	KYCSP	\$ 750,000.00	\$ 150,000.00
Beaver Creek Vet.	Mountain Association	KYLPP	\$ 410,000.00	\$ 68,000.00
Zinky's Dog Care, LLC	Citizens First Bank	KYCSP	\$ 189,230.00	\$ 37,000.00
Bluegrass Tool & Industrial, LLC	German American Bank	KYCSP	\$ 1,250,000.00	\$ 250,000.00
Two Martini's LLC	Community Ventures Corporation	KYCSP	\$ 540,027.00	\$ 37,801.00
CKW Physical Therapy, Inc.	Commercial Bank of West Liberty	KYCSP	\$ 272,900.92	\$ 54,580.00
RHLasher/BGC Properties, LLC (The Big Green Cow, Inc.)	Traditional Bank	KYCSP	\$ 1,322,840.00	\$ 132,284.00
Eliezer Transport, Inc.	South Central Bank	KYCSP	\$ 465,506.12	\$ 93,101.00
Logan Corporation	SKED	KYCSP	\$ 575,000.00	\$ 80,000.00
Wente Holdings, LLC	Citizens Bank of Kentucky, Inc.	KYCSP	\$ 845,953.00	\$ 169,190.00
TOTAL PAID OFF/RECYCLABLE FUNDS			\$ 130,157,142.99	\$ 14,790,998.06

Transfer of Paid Off/Recyclable Funds

KEDFA Grant Program	7/27/2017	\$ 1,330,000.00
KEDFA Grant Program	12/8/2022	\$ 2,400,000.00
		\$ 3,730,000.00

Claims Paid

Land of Tomorrow Productions, LLC	South Central Bank	KYCSP	\$ 250,000.00	\$ 49,673.95
K&G Bear Creek Retreat/Montgomery Wildness/KY Antler	Kentucky Farmers Bank	KYCSP	\$ 3,353,745.85	\$ 388,417.53
Steamer Seafood Concessions & Catering, LLC	Franklin Bank & Trust Company	KYCSP	\$ 148,000.00	\$ 12,025.03
B&D Cleaning, LLC	Community Ventures Corporation	KYCSP	\$ 37,500.00	\$ 7,500.00
TOTAL CLAIMS PAID			\$ 3,789,245.85	\$ 457,616.51

Approved

TOTAL APPROVED FUNDS	\$ -	\$ -
TOTAL CLOSED, PAID OFF/RECYCLABLE, CLAIMS PAID & APPROVED	\$ 182,452,949.82	\$ 22,571,931.72

Approved but Withdrawn

Corinth Christian Bookstore / Frankfort, KY	Community Trust Bank	KYCSP	\$ 120,000.00	\$ 20,750.00
Champion Chevrolet/Oldham Co.	The Bank - Oldham County	KYLPP	\$ 1,264,934.00	\$ 250,000.00
Carty-Vicars, Inc. dba Carty-Polly & Craft Funeral Home	SKED	KYCSP	\$ 790,000.00	\$ 120,000.00
E & R Enterprises, PLLC d/b/a Advantage Physical Therapy	Community Trust Bank	KYCSP	\$ 123,541.00	\$ 24,708.20
Marrowbone Family Pharmacy, LLC	Mountain Association	KYCSP	\$ 100,000.00	\$ 20,000.00



Brown's Fresh Meats and Produce, LLC	Community Ventures Corporation	KYCSP	\$ 20,000.00	\$ 4,000.00
Bethlehem Fabrication, LLC	Traditional Bank	KYCSP	\$ 48,000.00	\$ 9,600.00
Walnut Specialists Incorporated	KHIC	KYCSP	\$ 980,000.00	\$ 20,000.00
Cumberland Manor Rest Home, Inc.	Mountain Association	KYCSP	\$ 250,000.00	\$ 50,000.00
Barnhill Enterprises - Request #2	Kentucky Bank	KYCSP	\$ 150,000.00	\$ 30,000.00
PMAK, LLC (project #2)	Fifth Third Bank	KYCSP	\$ 700,000.00	\$ 63,000.00
Grassroots Pharmacy, PLLC - Project #2	Central Bank & Trust	KYCSP	\$ 75,000.00	\$ 15,000.00
Grassroots Pharmacy, PLLC - Project #1	Central Bank & Trust	KYCSP	\$ 170,000.00	\$ 34,000.00
Robby Shell and Renae Shell	Community Ventures Corporation	KYCSP	\$ 299,000.00	\$ 12,000.00
2nd Star, LLC dba Something 2 Do	Community Ventures Corporation	KYCSP	\$ 50,000.00	\$ 10,000.00
Melissa J Stamper and Thomas Stamper dba Got Roots Hair Salon	Community Ventures Corporation	KYCSP	\$ 30,300.00	\$ 4,000.00
SGCE LLC	Fifth Third Bank	KYCSP	\$ 162,000.00	\$ 16,200.00
Fairview Eye Care Real Estate, LLC	Republic Bank & Trust	KYCSP	\$ 2,500,000.00	\$ 100,000.00
Hickory & Oak , LLC	Franklin Bank & Trust Company	KYCSP	\$ 750,000.00	\$ 150,000.00
Robert Leon Allen - Project #1	Monticello Banking Company	KYCSP	\$ 92,500.00	\$ 18,500.00
Haney Enterprises LLC	Citizens Deposit Bank	KYCSP	\$ 59,864.52	\$ 11,972.00
Superior Expeditors LLC (project #2)	SKED	KYCSP	\$ 150,000.00	\$ 27,000.00
ShellTech LLC - project #1	SKED	KYCSP	\$ 650,000.00	\$ 117,000.00
JCSB LLC (William M Cornett Inc.)	First Harrison Bank	KYCSP	\$ 197,000.00	\$ 34,400.00
Revelry Boutique Gallery, LLC	First Harrison Bank	KYCSP	\$ 685,000.00	\$ 135,000.00
ShellTech LLC (project #2)	KHIC	KYCSP	\$ 1,875,000.00	\$ 184,005.00
Thomson Properties, LLC	Traditional Bank	KYCSP	\$ 650,000.00	\$ 65,000.00
TOTAL APPROVED BUT WITHDRAWN			\$ 12,942,139.52	\$ 1,546,135.20

Closed, Paid Off/Recyclable Funds, Claims Paid & Approved Projects By Program

Fund Used By Program	Total Project		KSBCI Support Amount
	Amounts		
KYLPP	\$ 6,720,147.16	\$ 271,029.40	
KYCSP	\$ 175,627,496.54	\$ 22,297,800.20	
KYCAP	\$ 105,306.12	\$ 3,102.12	
	\$ 182,452,949.82	\$ 22,571,931.72	



KSBCI 2.0 Quarterly Funding Report

June 30, 2023



	Participating Bank	KSBCI Program	Total Project Amount	KSBCI Support Amount
Closed				
TOTAL CLOSED FUNDS			\$ -	\$ -
Paid Off/Recyclable Funds				
TOTAL PAID OFF/RECYCLABLE FUNDS			\$ -	\$ -
Claims Paid				
TOTAL CLAIMS PAID			\$ -	\$ -
Approved				
Wicked World Productions, LLC	Traditional Bank	KYCSP	\$ 750,000.00	\$ 120,000.00
Curry Grant, LLC	Traditional Bank	KYCSP	\$ 392,772.00	\$ 119,874.00
TOTAL APPROVED FUNDS			\$ 1,142,772.00	\$ 239,874.00
TOTAL CLOSED, PAID OFF/RECYCLABLE, CLAIMS PAID & APPROVED			\$ 1,142,772.00	\$ 239,874.00
Approved but Withdrawn				
TOTAL APPROVED BUT WITHDRAWN			\$ -	\$ -

Closed, Paid Off/Recyclable Funds, Claims Paid & Approved Projects By Program		
Fund Used By Program	Total Project Amounts	KSBCI Support Amount
KYLPP		
KYCSP	\$ 1,142,772.00	\$ 239,874.00
	\$ 1,142,772.00	\$ 239,874.00





Kentucky Rural Hospital Loan Program

Statutorily Required Annual Reports

FY 2022-2023





CABINET FOR ECONOMIC DEVELOPMENT

Andy Beshear
GOVERNOR

Old Capitol Annex
300 West Broadway
Frankfort, Kentucky 40601

Jeff Noel
SECRETARY

October 31, 2023

Senator Christian McDaniel, Co-Chair
Representative Jason Petrie, Co-Chair
Interim Joint Committee Appropriations & Revenue
Legislative Research Commission
Capitol Annex Building
Frankfort, Kentucky 40601

RE: Rural Hospital Operations and Facilities Revolving Loan Fund

Dear Senator McDaniel and Representative Petrie:

Pursuant to KRS 154.20-190, the Cabinet for Economic Development is required to submit an annual report to the Interim Joint Committee on Appropriations and Revenue about each outstanding loan issued out of the Rural Hospital Operations and Facilities Revolving Loan Fund. The following information is for the period from July 1, 2022 through June 30, 2023.

Please contact me at (502) 782-1987 if there are any questions regarding this report.

Sincerely,

A handwritten signature in blue ink that reads "Katie Smith".

Katie Smith
Deputy Secretary & Commissioner
Department for Financial Services

cc: Jennifer Hays, LRC
Matthew Wingate

Kentucky Rural Hospital Loan Program (KRHLRP)

as of June 30, 2023

Borrower Name	City	Approved Loan Amount	Approval Date	Term Years	Purpose	Status
Preville Community Health Center, Inc.	Preville	\$ 1,000,000.00	10/28/2021	5	Working Capital	Past Due
Baptist Health Deaconess Madisonville, Inc.	Madisonville	\$ 975,000.00	3/31/2022	20	Building Improvements	Active
Rockcastle Hospital and Respiratory Care Center, Inc.	Mount Vernon	\$ 862,654.00	3/31/2022	7	Medical Equipment	Active
Trigg County Hospital, Inc.	Cadiz	\$ 400,000.00	4/28/2022	20	Building Improvements	Active
Crittenden Community Hospital, LLC	Marion	\$ 998,392.00	6/30/2022	15	Building Improvements & Medical Equipment	Active
Ohio County Hospital Corporation	Ohio	\$ 999,705.00	8/25/2022	6	Medical Equipment	Active
Deaconess Union County Hospital, Inc.	Union	\$ 1,000,000.00	1/23/2023	20	Building Improvements	Active

KRHLRP Fund	\$	20,000,000.00
Total approved:	\$	6,235,751.00
Total available:	\$	13,764,249.00





Kentucky Reinvestment Act (KRA)

Statutorily Required Annual Reports

FY 2022-2023





CABINET FOR ECONOMIC DEVELOPMENT

Andy Beshear
GOVERNOR

Old Capitol Annex
300 West Broadway
Frankfort, Kentucky 40601

Jeff Noel
SECRETARY

October 31, 2023

The Honorable Andy Beshear, Governor
Office of the Governor
700 Capital Avenue, Suite 100
Frankfort, Kentucky 40601

RE: Kentucky Reinvestment Act (KRA)

Dear Governor Beshear:

Pursuant to KRS 154.34-110, the Cabinet for Economic Development is required to submit an annual report to the Interim Joint Committee on Appropriations and Revenue and the Governor about each Kentucky Reinvestment Act project.

Enclosed is the KRA annual report for the period from July 1, 2022 through June 30, 2023. During the fiscal year, KEDFA preliminarily approved three (3) companies, located in Henderson, Hancock, and Jefferson counties for KRA incentives.

Please contact me at (502) 782-1987 if there are any questions regarding this report.

Sincerely,

A handwritten signature in blue ink that reads "Katie Smith".

Katie Smith,
Deputy Secretary & Commissioner
Kentucky Cabinet for Economic Development

cc: Matthew Wingate



CABINET FOR ECONOMIC DEVELOPMENT

Andy Beshear
GOVERNOR

Old Capitol Annex
300 West Broadway
Frankfort, Kentucky 40601

Jeff Noel
SECRETARY

October 31, 2023

Senator Christian McDaniel, Co-Chair
Representative Jason Petrie, Co-Chair
Interim Joint Committee Appropriations & Revenue
Legislative Research Commission
Capitol Annex Building
Frankfort, Kentucky 40601

RE: Kentucky Reinvestment Act (KRA)

Dear Senator McDaniel and Representative Petrie:

Pursuant to KRS 154.34-110, the Cabinet for Economic Development is required to submit an annual report to the Interim Joint Committee on Appropriations and Revenue and the Governor about each Kentucky Reinvestment Act project.

Enclosed is the KRA annual report for the period from July 1, 2022 through June 30, 2023. During the fiscal year, KEDFA preliminarily approved three (3) companies, located in Henderson, Hancock, and Jefferson counties, for KRA incentives.

Please contact me at (502) 782-1987 if there are any questions regarding this report.

Sincerely,

A handwritten signature in blue ink that reads "Katie Smith".

Katie Smith
Deputy Secretary & Commissioner
Department for Financial Services

cc: Jennifer Hays, LRC
Matthew Wingate

Kentucky Reinvestment Act (KRA) Fiscal Year 2023 Annual Report

Program Name	County	Preliminary Approval Date	Final Approval Date	Prelim Total Eligible Costs	Final Total Eligible Costs	Incentive Amount	Job Retention Required	Job Retention Reported	Current Compliance Date	Program Status
Kimball Furniture Group LLC d/b/a National Office Furniture - Fordsville	Ohio	8/27/2009	7/26/2012	\$ 2,256,771.00	\$ 2,264,783.00	\$ 615,000.00	173	139	6/30/2021	Inactive
Sekisui Specialty Chemicals America, LLC	Marshall	3/25/2010	7/26/2012	\$ 7,305,000.00	\$ 1,390,826.00	\$ 888,000.00	64	68	12/31/2021	Inactive
The Standard Group, LLC	Jefferson	9/24/2009	8/30/2012	\$ 1,600,000.00	\$ 2,700,000.00	\$ 1,000,000.00	118	118	12/31/2021	Inactive
Curtis Maruyasu America, Inc.	Marion	10/29/2009	9/27/2012	\$ 5,603,848.00	\$ 2,557,995.00	\$ 1,000,000.00	369	527	6/30/2022	Inactive
3M Company	Harrison	12/10/2009	10/25/2012	\$ 2,878,838.00	\$ 2,463,527.00	\$ 2,463,527.00	434	581	12/31/2021	Inactive
Hill's Pet Nutrition, Inc.	Warren	9/29/2011	12/13/2012	\$ 12,500,000.00	\$ 12,500,000.00	\$ 7,885,000.00	135	143	12/31/2021	Inactive
Lubrizol Advanced Materials, Inc.	Marshall	1/28/2010	12/13/2012	\$ 19,206,000.00	\$ 24,177,547.00	\$ 3,000,000.00	68	88	12/31/2021	Inactive
Century Aluminum Sebree, LLC	Henderson	2/25/2010	1/31/2013	\$ 25,000,000.00	\$ 22,258,642.00	\$ 15,000,000.00	418	641	12/31/2022	Inactive
Wacker Chemical Corporation	Marshall	6/30/2011	1/31/2013	\$ 13,700,000.00	\$ 5,953,598.00	\$ 2,700,000.00	98	156	12/31/2022	Inactive
Zeon Chemicals, L.P.	Jefferson	5/27/2010	4/25/2013	\$ 1,750,000.00	\$ 2,946,917.00	\$ 2,250,000.00	176	241	12/31/2022	Inactive
Washington Penn Plastic Company, Inc.	Franklin	8/26/2010	5/30/2013	\$ 3,121,418.00	\$ 4,411,947.00	\$ 500,000.00	44	107	12/31/2022	Inactive
NHK of America Suspension Components Inc.	Warren	6/30/2010	6/27/2013	\$ 5,005,000.00	\$ 4,913,827.00	\$ 2,500,000.00	173	287	3/31/2023	Inactive
Fischbach USA, Inc.	Hardin	9/30/2010	9/26/2013	\$ 4,342,500.00	\$ 2,006,907.00	\$ 2,000,000.00	69	132	12/31/2022	Active
Martinrea Hopkinsville LLC	Christian	10/28/2010	9/26/2013	\$ 6,844,500.00	\$ 6,930,391.00	\$ 5,000,000.00	412	500	12/31/2022	Active
Michelin North America, Inc.	Jefferson	6/30/2011	9/26/2013	\$ 13,000,000.00	\$ 18,698,942.00	\$ 7,000,000.00	291	380	12/31/2022	Active
Carhartt, Inc.	Hopkins	5/26/2011	4/24/2014	\$ 12,880,300.00	\$ 5,232,197.00	\$ 3,000,000.00	491	742	7/2/2022	Active
Whip-Mix Corporation	Jefferson	6/30/2011	5/29/2014	\$ 1,730,000.00	\$ 1,352,549.00	\$ 500,000.00	135	122	12/31/2022	Active
Plymouth Tube Company	Christian	10/27/2011	9/25/2014	\$ 6,119,096.00	\$ 7,679,636.00	\$ 1,000,000.00	90	108	12/31/2022	Active
T.RAD North America, Inc.	Christian	9/29/2011	9/25/2014	\$ 2,250,000.00	\$ 3,440,703.00	\$ 2,000,000.00	395	429	12/31/2022	Active
Toyotetsu Mid America, LLC	Daviess	9/29/2011	9/25/2014	\$ 5,000,000.00	\$ 7,906,161.00	\$ 1,900,000.00	380	762	3/31/2023	Active
Central Motor Wheel of America, Inc.	Bourbon	1/26/2012	12/11/2014	\$ 1,759,326.00	\$ 1,404,728.00	\$ 1,000,000.00	387	635	3/31/2023	Active
Sumitomo Electric Wiring Systems Inc.	Metcalfe	6/28/2012	1/29/2015	\$ 5,629,001.00	\$ 6,311,292.00	\$ 3,000,000.00	238	270	3/31/2023	Active
J.M. Smucker LLC	Fayette	1/31/2013	1/28/2016	\$ 21,850,000.00	\$ 19,662,378.00	\$ 2,000,000.00	252	281	4/30/2023	Active
Hyster-Yale Group, Inc.	Madison	6/27/2013	5/26/2016	\$ 2,103,134.00	\$ 1,719,630.00	\$ 1,719,630.00	622	688	12/31/2022	Active
Commonwealth Rolled Products, Inc.	Hancock	6/12/2014	4/27/2017	\$ 175,000,000.00	\$ 192,228,191.00	\$ 11,000,000.00	744	898	12/31/2022	Active
Kellogg USA, LLC	Pike	6/26/2014	6/29/2017	\$ 3,000,000.00	\$ 7,788,813.00	\$ 2,000,000.00	320	381	12/31/2022	Active
Estron Chemicals, Inc.	Marshall	10/30/2014	10/26/2017	\$ 2,450,000.00	\$ 2,737,454.00	\$ 800,000.00	51	72	12/31/2022	Active
Domtar Paper Company, LLC	Hancock	5/25/2017	5/31/2018	\$ 29,502,000.00	\$ 7,336,973.00	\$ 1,000,000.00	414	437	12/31/2022	Active
Saputo Cheese USA Inc.	Calloway	3/31/2016	9/27/2018	\$ 3,562,500.00	\$ 6,522,851.50	\$ 3,500,000.00	288	330	3/31/2023	Active
Westlake Vinyls, Inc.	Marshall	10/29/2015	10/25/2018	\$ 65,000,000.00	\$ 45,761,720.00	\$ 10,000,000.00	370	413	12/31/2022	Active
Rane Light Metal Castings Inc.	Logan	6/30/2016	3/28/2019	\$ 2,875,000.00	\$ 2,019,977.50	\$ 1,200,000.00	171	190	3/31/2022	Active
Tarter Gate Wood Products, LLC	Casey	12/7/2017	4/25/2019	\$ 1,761,349.00	\$ 1,641,104.64	\$ 700,000.00	81	65	6/30/2022	Active
Tarter Tube, LLC	Casey	6/29/2017	6/27/2019	\$ 1,604,733.50	\$ 1,429,074.68	\$ 500,000.00	76	79	9/30/2022	Active
Pilkington North America, Inc.	Woodford	1/26/2017	1/23/2020	\$ 3,750,000.00	\$ 3,789,685.00	\$ 700,000.00	290	290	3/31/2023	Active
SFC Global Supply Chain, Inc.	Boone	3/30/2017	1/30/2020	\$ 16,983,993.50	\$ 16,233,981.50	\$ 2,500,000.00	289	293	12/31/2022	Active
Aristech Surfaces LLC	Boone	8/31/2017	8/27/2020	\$ 8,950,000.00	\$ 4,894,385.60	\$ 375,000.00	168	266	12/31/2022	Active
Tarter Gate Company, LLC	Casey	9/24/2020	-	\$ 3,744,845.00	N/A	\$ 1,500,000.00	329	N/A	N/A	Active
Brown-Forman Distillery, Inc.	Jefferson	10/29/2020	-	\$ 48,000,000.00	N/A	\$ 5,000,000.00	32	N/A	N/A	Active
Domtar Paper Company, LLC	Hancock	4/27/2023	-	\$ 25,500,000.00	N/A	\$ 1,200,000.00	406	N/A	N/A	Active
Hill's Pet Nutrition, Inc.	Warren	2/24/2022	-	\$ 7,500,000.00	N/A	\$ 4,500,000.00	150	N/A	N/A	Active
Hydro Aluminum Metals USA, LLC	Henderson	7/28/2022	-	\$ 4,414,995.00	N/A	\$ 1,000,000.00	48	N/A	N/A	Active
Grand Total				\$ 587,034,148.00	\$ 463,269,334.42	\$ 117,396,157.00	10,259	11,859		



CED Projects

Approved – Fiscal YE 2023

Statutorily Required Annual Reports

FY 2022-2023



Kentucky Cabinet for Economic Development

Financial Incentive Search Results

Search Criteria

Print or Save

Back to Search Criteria

Selected Counties:

Adair, Allen, Anderson, Ballard, Barren, Bath, Bell, Boone, Bourbon, Boyd, Boyle, Bracken, Breathitt, Breckinridge, Bullitt, Butler, Caldwell, Calloway, Campbell, Carlisle, Carroll, Carter, Casey, Christian, Clark, Clay, Clinton, Crittenden, Cumberland, Daviess, Edmonson, Elliott, Estill, Fayette, Fleming, Floyd, Franklin, Fulton, Gallatin, Garrard, Grant, Graves, Grayson, Green, Greenup, Hancock, Hardin, Harlan, Harrison, Hart, Henderson, Henry, Hickman, Hopkins, Jackson, Jefferson, Jessamine, Johnson, Kenton, Knott, Knox, LaRue, Laurel, Lawrence, Lee, Leslie, Letcher, Lewis, Lincoln, Livingston, Logan, Lyon, Madison, Magoffin, Marion, Marshall, Martin, Mason, McCracken, McCreary, McLean, Meade, Menifee, Mercer, Metcalfe, Monroe, Montgomery, Morgan, Muhlenberg, Nelson, Nicholas, Ohio, Oldham, Owen, Owsley, Pendleton, Perry, Pike, Powell, Pulaski, Robertson, Rockcastle, Rowan, Russell, Scott, Shelby, Simpson, Spencer, Taylor, Todd, Trigg, Trimble, Union, Warren, Washington, Wayne, Webster, Whitley, Wolfe, Woodford

Selected Programs - Please see the program names at the bottom of the page:

Angel, CAP, CSP, Direc, EDB, Grant, HTP, IEIA, IRB, IRBL, KBI, KEI, KEIA, KESA, KIDA, KIFA, KIRA, KJDA, KJRA, KRA, KREDA, KRHLP, KSBTC, KSFTC, Line, LPP, SBIR, Small, TIF

Click on the check mark (✓) when available to search for compliance detail information.



Search

All ▾



Name	Program	Location Type	County Name	Facility Type	Program Status	Average Hourly Wage	Project Cost	Incentive Amount	Initial Jobs	New Jobs	Date of Action/ yy/mm/dd	Appr Type
1109 Bravo LLC	SBIR		Oldham		Active	0	\$150,000	\$150,000	0	0	2023/01/01	Final
3P Biotechnologies, Inc.	SBIR		Jefferson		Active	0	\$99,920	\$99,920	0	0	2022/07/01	Final
A Royal Christmas Surprise	KEI		Barren		Active	0	\$659,133	\$208,863	0	37	2023/01/26	Final

Name	Program	Location Type	County Name	Facility Type	Program Status	Average Hourly Wage	Project Cost	Incentive Amount	Initial Jobs	New Jobs	Date of Action/yy/mm/dd	Applicant Type
A Soul to Squeeze	KEI	New	Campbell		Active	0	\$2,231,008	\$733,052	0	63	2022/08/25	Final
ANP USA Inc.	KEIA		Hardin	Manufacturing	Active	35	\$49,600,000	\$400,000	0	93	2022/08/25	Final
Adelphi Technology LLC	SBIR		Warren		Active	0	\$150,000	\$150,000	0	0	2023/01/01	Final
Airspace	KEI		Jefferson		Active	0	\$6,441,411	\$2,000,014	0	290	2023/06/29	Final
Allen County-Scottsville Industrial Development Authority, Inc.	EDB	Existing	Allen	Manufacturing	Active	0	\$500,000	\$250,000	0	0	2023/04/27	Final
Amber Alert	KEI		Fayette		Active	0	\$1,991,380	\$632,880	0	92	2022/10/27	Final
AmerisourceBergen Drug Corporation	KBI		Jefferson	Service & Technology	Active	18.68	\$19,314,539	\$1,350,000	36	134	2022/12/08	Final
Amish Christmas	KEI		Fayette		Active	0	\$323,672	\$113,285	0	28	2023/01/26	Final
Annie	KEI		McCracken		Active	0	\$858,532	\$300,486	0	141	2023/05/25	Final
Asahi Forge of America Corporation	KEIA		Madison	Manufacturing	Active	23	\$1,536,000	\$25,000	74	3	2023/01/26	Final
Ascend Elements, Inc.	KEIA		Christian	Manufacturing	Active	27.89	\$310,000,000	\$2,000,000	0	250	2022/07/28	Final
Atlas Machine and Supply, Inc.	KEIA		Breckinridge	Non-Retail Service or Technology	Active	29.41	\$3,470,000	\$50,000	176	78	2022/07/28	Final
Automotive Service Products, Inc.	KEIA		Boone	Manufacturing	Active	24.88	\$8,000,000	\$40,000	35	25	2022/09/29	Final
Bang Bang	KEI		Madison		Active	0	\$1,394,065	\$475,994	0	235	2022/08/25	Final
Barren County Economic Authority	EDB	New	Barren	Manufacturing	Active	0	\$6,533,223	\$1,081,215	0	0	2023/05/25	Final
Bed Wood and Parts, LLC	KBI		Existing	Christian	Manufacturing	Active	31.35	\$2,853,920	\$1,000,000	5	42	2022/07/28

Name	Program	Location Type	County Name	Facility Type	Program Status	Average Hourly Wage	Project Cost	Incentive Amount	Initial Jobs	New Jobs	Date of Action/yy/mm/dd	Appri Type
Big Sandy Distribution, Inc.	KEIA	Existing	Boyd	Headquarters	Active	0	\$1,220,000	\$45,000	45	0	2022/08/25	Final
Blackwood	KEI		Jefferson		Active	0	\$4,453,003	\$1,403,901	0	261	2023/03/30	Final
Blue Run Spirits, LLC	KEIA		Scott	Manufacturing	Active	26.6	\$50,976,430	\$150,000	0	45	2022/08/25	Final
BlueOval SK, LLC	Direct	New	Hardin	Manufacturing	Active	21.61	\$5,800,000,000	\$250,000,000	0	5000	2022/12/08	Final
Bob Trevino Likes It	KEI		Jefferson		Active	0	\$821,439	\$260,882	0	135	2023/04/27	Final
Bourbon County-Nicholas County Joint Economic Development Board	EDB	New	Bourbon	Manufacturing	Active	0	\$1,350,832	\$675,416	0	0	2023/06/29	Final
Breckinridge County KPDI (2023)	EDB		Breckinridge		Active	0	\$0		0	0	2023/04/27	Final
Breckinridge County United Incorporated	EDB	New	Breckinridge	Manufacturing	Active	0	\$1,400,000	\$496,603	0	0	2023/04/27	Final
Buffalo Trace Distillery, Inc.	KEIA	Existing	Franklin	Manufacturing	Active	26.93	\$51,600,000	\$100,000	552	0	2023/01/26	Final
CMTA, Inc.	KBI	Existing	Jefferson	Non-Retail Service or Technology	Active	36.06	\$2,800,381	\$2,000,000	162	175	2023/05/25	Final
Cadiz-Trigg County Industrial Development Authority, Inc.	EDB	New	Trigg	Manufacturing	Active	0	\$450,000	\$225,000	0	0	2023/06/29	Final
Campari America LLC	KEIA		Anderson	Manufacturing	Active	32.57	\$161,000,000	\$250,000	205	31	2023/03/30	Final
Campari America LLC dba Wild Turkey Distillery	KEIA	Existing	Anderson	Manufacturing	Active	0	\$8,812,810	\$50,000	180	0	2022/07/28	Final
Castellini Company LLC	KEIA	Existing	Campbell	Manufacturing	Active	22	\$16,596,043	\$150,000	148	128	2023/04/27	Final

Name	Program	Location Type	County Name	Facility Type	Program Status	Average Hourly Wage	Project Cost	Incentive Amount	Initial Jobs	New Jobs	Date of Action/yy/mm/dd	Appri Type
Chapin International, Inc.	KBI	New	Rockcastle	Manufacturing	Active	17.5	\$13,900,000	\$3,750,000	0	200	2023/07/27	Final
Chopin	KEI		Madison		Active	0	\$1,800,000	\$575,000	0	55	2023/03/30	Final
Christian County Fiscal Court	EDB		Christian	Manufacturing	Active	0	\$11,000,000	\$7,000,000	0	0	2023/01/26	Final
CircCure Corporation	SBIR		Fayette		Active	0	\$100,000	\$100,000	0	0	2023/01/01	Final
Circusil LLC	KEIA	New	Bourbon	Manufacturing	Active	37.32	\$13,999,950	\$50,000	0	40	2023/04/27	Final
City of Russellville	EDB	New	Logan	Manufacturing	Active	0	\$1,850,000	\$666,739	0	0	2023/06/29	Final
City of Versailles	EDB	New	Woodford	Manufacturing	Active	0	\$1,389,500	\$653,104	0	0	2023/05/25	Final
Columbia-Adair County Economic Development Authority, Inc.	EDB	New	Adair		Active	0	\$918,882	\$459,441	0	0	2023/04/27	Final
Confluent Health, LLC	KBI	Existing	Jefferson	Headquarters	Active	31.25	\$13,688,152	\$3,500,000	100	350	2023/02/23	Final
Conner Logistics, Inc.	KBI	New	Pulaski	Non-Retail Service or Technology	Active	34.2	\$1,322,939	\$400,000	2	20	2023/06/29	Final
Consumer Cellular, Incorporated	KBI	New	Jefferson	Non-Retail Service or Technology	Active	19	\$15,510,000	\$5,500,000	0	486	2023/08/31	Final
Covance Manufacturing LLC	KEIA		Owen	Manufacturing	Active	16	\$25,641,420	\$300,000	0	350	2022/08/25	Final
Creosalus Inc.	SBIR		Jefferson		Active	0	\$149,699	\$149,699	0	0	2022/07/01	Final
DDS Cisaplast USA LLC	KBI	Existing	Todd	Manufacturing	Active	18	\$1,600,000	\$1,000,000	25	50	2022/10/27	Final
DE/TAC Properties, LLP-KSBCI-11-7-2022	CSP		Wolfe		Active	0	\$0	\$83,520	0	0	2023/01/09	Final

Name	Program	Location Type	County Name	Facility Type	Program Status	Average Hourly Wage	Project Cost	Incentive Amount	Initial Jobs	New Jobs	Date of Action/yy/mm/dd	Appr Type
Dajcor Aluminum Inc.	KBI	New	Perry	Manufacturing	Active	17	\$30,692,354	\$4,000,000	0	265	2022/12/08	Final
Dandelion	KEI		Boone		Active	0	\$1,104,384	\$353,813	0	164	2022/07/28	Final
Deaconess Union County Hospital, Inc.	KRHLP		Union	Public Hospital	Active	0	\$2,906,777	\$1,000,000	90	0	2023/01/26	Final
Desperation Road	KEI		Jefferson		Active	0	\$4,585,992	\$1,401,906	0	261	2022/08/25	Final
Diageo Americas Supply, Inc.	KBI	New	Marion	Manufacturing	Active	28.66	\$153,324,188	\$2,500,000	0	30	2023/01/26	Final
Distilled Spirits Epicenter, LLC	KBI	New	Jefferson	Manufacturing	Active	17.55	\$140,671	\$130,000	24	20	2022/12/08	Final
Domtar Paper Company, LLC	KEIA	Existing	Hancock	Manufacturing	Active	31.2	\$55,000,000	\$100,000	366	0	2023/04/27	Final
Double D Group, LLC	KEIA		Muhlenberg	Manufacturing	Active	18	\$41,500,000	\$100,000	3	200	2022/10/27	Final
Downstream: Bluegrass Tour 2023	KEI		Fayette		Active	0	\$30,000	\$10,234	0	8	2023/06/29	Final
Echos	KEI		Oldham		Active	0	\$3,337,521	\$1,162,525	0	100	2022/12/08	Final
Emerald Energy and Exploration Land Company	KEIA	New	Magoffin	Non-Retail Service or Technology	Active	15	\$1,400,000	\$15,000	25	25	2022/09/29	Final
Envision AESC Bowling Green, LLC	Direc	New	Warren	Manufacturing	Active	28.74	\$2,000,000,000	\$116,800,000	0	2000	2022/12/08	Final
Finding Love in Sisters OR	KEI		Warren		Active	0	\$541,213	\$177,919	0	28	2022/08/25	Final
Fort Dearborn Company	KBI	Existing	Jefferson	Manufacturing	Active	26.02	\$22,942,930	\$1,400,000	113	90	2023/07/27	Final
Franklin Simpson County Industrial Authority	EDB		Simpson		Active	0	\$2,700,000	\$2,400,000	0	0	2023/01/26	Final

Name	Program	Location Type	County Name	Facility Type	Program Status	Average Hourly Wage	Project Cost	Incentive Amount	Initial Jobs	New Jobs	Date of Action/yy/mm/dd	Appr Type
Franklin-Simpson Industrial Authority	EDB	New	Simpson		Active	0	\$505,000	\$252,500	0	0	2023/04/27	Final
Fruehauf Inc.	KBI	New	Warren	Manufacturing	Active	18.5	\$12,700,938	\$4,000,000	0	288	2022/09/29	Final
GGML Holdings, LLC KSBICI 2/7/2023	CSP		Fayette		Active	0	\$0	\$207,360	0	0	2023/03/31	Final
Gen Nine, Inc.	SBIR		Kenton		Active	0	\$100,000	\$100,000	0	0	2022/07/01	Final
Glitterball Documentary	KEI		Madison		Active	0	\$1,142,862	\$350,859	0	25	2022/09/29	Final
Good Friends	KEI		Oldham		Active	0	\$7,276,123	\$2,528,578	0	86	2023/03/30	Final
Green Economic Team, Inc. of Greensburg, Green County	EDB	New	Green	Manufacturing	Active	0	\$591,600	\$269,957	0	0	2023/05/25	Final
Green River Meats, LLC	KBI		Taylor		Active	19	\$2,315,800	\$550,000	0	25	2023/06/29	Final
Greetings from the Cellar	KEI		Franklin		Active	0	\$200,000	\$60,000	0	22	2023/05/25	Final
HHO Carbon Clean Systems LLC	KBI		McCracken	Manufacturing	Active	25	\$6,120,000	\$600,000	0	35	2023/05/25	Final
HVAC Distributing LLC	KBI	Existing	Graves	Service & Technology	Active	14.69	\$7,000,000	\$1,750,000	111	175	2023/09/28	Final
Haunted Discoveries - Family Spirits	KEI		Oldham		Active	0	\$11,515,419	\$3,967,914	0	160	2022/12/08	Final
Heaven Hill Distilleries, Inc.	KEIA		Nelson	Manufacturing	Active	25.86	\$17,405,000	\$50,000	585	15	2023/02/23	Final
Hickman County Fiscal Court	EDB	New	Hickman	Manufacturing	Active	0	\$153,128	\$76,564	0	0	2023/05/25	Final
Highlands Diversified Services, Inc.	KBI	Existing	Laurel	Manufacturing	Active	10.35	\$3,925,407	\$650,000	201	65	2022/09/29	Final

Name	Program	Location Type	County Name	Facility Type	Program Status	Average Hourly Wage	Project Cost	Incentive Amount	Initial Jobs	New Jobs	Date of Action/yy/mm/dd	Appr Type
Hitachi Astemo Americas, Inc.	KEIA	Existing	Madison	Manufacturing	Active	19.78	\$153,053,000	\$200,000	992	167	2023/03/30	Final
Hyster-Yale Group, Inc.	KEIA		Madison	Manufacturing	Active	0	\$33,727,000	\$100,000	0	0	2022/12/08	Final
IJW Whiskey Company, LLC	KEIA	New	Shelby	Manufacturing	Active	25	\$200,000,000	\$1,000,000	0	99	2022/08/25	Final
INFAC North America Inc	KBI	Existing	Taylor	Manufacturing	Active	13	\$58,607,317	\$3,000,000	123	210	2023/06/29	Final
ISCO Industries, Inc.	KBI	Existing	Jefferson	Manufacturing	Active	19.25	\$5,570,780	\$120,000	119	12	2023/01/26	Final
In The Ring	KEI		Jefferson		Active	0	\$126,900	\$43,420	0	8	2023/06/29	Final
Independent Stave Company, LLC	KBI	New	Rowan	Manufacturing	Active	19.19	\$64,092,860	\$3,000,000	0	220	2023/02/23	Final
Initiation Nightmare	KEI		Fayette		Active	0	\$323,672	\$113,285	0	28	2023/04/27	Final
Interstate 35	KEI		Madison		Active	0	\$1,135,958	\$360,203	0	194	2023/01/26	Final
Investors Heritage Life Insurance Company	KBI	Existing	Franklin	Service & Technology	Active	22	\$1,000,000	\$750,000	79	75	2023/05/25	Final
Invictus Informatics LLC	SBIR		Jefferson		Active	0	\$99,973	\$99,973	0	0	2022/07/01	Final
Itsuwa KY, LLC	KBI	Existing	Nelson	Manufacturing	Active	14	\$1,064,900	\$145,000	47	20	2023/08/31	Final
J & D Distilling Company, LLC	KEIA	New	Washington	Manufacturing	Active	30	\$30,404,000	\$250,000	0	25	2022/10/27	Final
Jackson County/McKee Industrial Development Authority	EDB	New	Jackson	Manufacturing	Active	0	\$190,000	\$95,000	0	0	2023/05/25	Final

Name	Program	Location Type	County Name	Facility Type	Program Status	Average Hourly Wage	Project Cost	Incentive Amount	Initial Jobs	New Jobs	Date of Action/yy/mm/dd	Appr Type
Jessamine County Joint Economic Development Authority, Inc.	EDB	New	Jessamine	Manufacturing	Active	0	\$2,926,284	\$1,287,955	0	0	2023/05/25	Final
Jim Beam Brands Co.	KEIA		Nelson	Manufacturing	Active	47.3	\$436,400,000	\$550,000	950	51	2022/07/28	Final
John Renfro Supply, Inc.	KEIA	New	Whitley	Non-Retail Service or Technology	Active	16	\$8,497,407	\$100,000	21	25	2022/08/25	Final
Johnson County Fiscal Court	EDB	New	Johnson	Manufacturing	Active	0	\$435,000	\$217,500	0	0	2023/04/27	Final
Just Breathe	KEI		Madison		Active	0	\$3,300,529	\$1,009,541	0	216	2023/03/30	Final
KWH Venture, LLC	IRBL	New	Hardin	Manufacturing	Active	0	\$395,000,000	\$395,000,000	3	60	2022/09/29	Final
Kangaroo Kids	KEI		Hart		Active	0	\$399,873	\$128,834	0	120	2023/03/30	Final
Kentucky Aluminum Processors, LLC	KEIA	New	Logan	Manufacturing	Active	30.75	\$36,585,000	\$250,000	0	75	2023/05/25	Final
Kentucky Derby Episodic Series (WT)	KEI		Fayette		Active	0	\$2,000,000	\$655,000	0	18	2022/08/25	Final
Kentucky Fresh Harvest, LLC	KBI	New	Lincoln	Agribusiness	Active	10.9	\$29,141,013	\$1,500,000	0	75	2023/05/25	Final
KnippeRx Inc.	KBI	New	Jefferson	Non-Retail Service or Technology	Active	20	\$4,644,808	\$2,000,000	30	182	2022/12/08	Final
LDG Multifamily, LLC	KBI	Existing	Jefferson	Headquarters	Active	40.87	\$13,046,890	\$1,000,000	30	50	2023/03/30	Final
LaRue County Industrial Foundation, Inc.	EDB	New	LaRue	Manufacturing	Active	0	\$824,760	\$361,345	0	0	2023/05/25	Final
Lakeshore Learning Materials, LLC	KEIA	New	Woodford	Non-Retail Service or Technology	Active	18	\$27,326,700	\$125,000	338	40	2023/02/23	Final

Name	Program	Location Type	County Name	Facility Type	Program Status	Average Hourly Wage	Project Cost	Incentive Amount	Initial Jobs	New Jobs	Date of Action/yy/mm/dd	App Type
Lakeshore Learning Materials, LLC	KBI	New	Woodford	Service & Technology	Active	17	\$28,175,357	\$1,150,000	262	100	2022/07/28	Final
Land Lord	KEI		Jefferson		Active	0	\$275,640	\$92,104	0	48	2023/05/25	Final
Legacy Metals. LLC	KBI		Christian	Manufacturing	Active	15	\$2,679,452	\$1,000,000	28	100	2023/08/31	Final
Lepidext, Inc.	SBIR		Fayette		Active	0	\$100,000	\$100,000	0	0	2023/01/01	Final
Lexington-Fayette Urban County Industrial Authority, Inc.	EDB	New	Fayette	Manufacturing	Active	0	\$6,035,420	\$2,000,000	0	0	2023/05/25	Final
LioChem e-Materials LLC	KEIA	New	Simpson	Manufacturing	Active	18.57	\$104,420,000	\$200,000	0	141	2023/01/26	Final
Logan Aluminum Inc.	KEIA	Existing	Logan	Manufacturing	Active	28.05	\$249,800,000	\$1,000,000	1403	65	2022/07/28	Final
London-Laurel County Economic Development Authority	EDB	New	Laurel	Manufacturing	Active	0	\$3,839,000	\$1,521,819	0	0	2023/03/30	Final
MAB Fabrication, Inc.	KBI	New	Boone	Manufacturing	Active	20	\$9,489,770	\$250,000	0	24	2022/12/08	Final
MGPI of Indiana, LLC	KEIA	Existing	Grant	Manufacturing	Active	0	\$20,000,000	\$100,000	0	0	2023/06/29	Final
Marshmallow	KEI		Carroll		Active	0	\$1,168,161	\$370,495	0	53	2023/04/27	Final
Mayfield Consumer Products, LLC	KBI	New	Graves	Manufacturing	Active	15.25	\$34,987,440	\$6,500,000	0	35	2023/04/27	Final
McCreary County Industrial Development Authority	EDB	New	McCreary	Manufacturing	Active	0	\$2,000,000	\$410,466	0	0	2023/05/25	Final
McKesson Corporation	KEIA	Existing	Bullitt	Non-Retail Service or Technology	Active	0	\$64,500,000	\$750,000	75	0	2022/12/08	Final

Name	Program	Location Type	County Name	Facility Type	Program Status	Average Hourly Wage	Project Cost	Incentive Amount	Initial Jobs	New Jobs	Date of Action/yy/mm/dd	Appr Type
McReynolds Physical Therapy, PLLC-KSBCI-8/9/2022	CSP		Edmonson		Active	0	\$0	\$21,400	0	0	2022/09/21	Final
Meyer Tool, Inc.	KBI	New	Boone	Manufacturing	Active	26.01	\$17,943,667	\$1,250,000	0	100	2023/02/23	Final
Michelin North America, Inc.	KEIA		Jefferson	Manufacturing	Active	0	\$48,300,000	\$350,000	377	0	2022/09/29	Final
Michter's Distillery LLC	KBI	New	Jefferson		Active	26	\$2,499,364	\$300,000	36	15	2023/04/27	Final
Microvast Advanced Membrane, Inc.	KEIA		Christian	Manufacturing	Active	20.84	\$504,540,145	\$3,000,000	0	562	2023/03/30	Final
Mills Supply Company, Inc.	KEIA		Jefferson	Manufacturing	Active	32	\$10,576,000	\$150,000	0	62	2022/08/25	Final
Mistake	KEI		Hart		Active	0	\$593,641	\$188,179	0	40	2023/04/27	Final
Modern Metals Inc.	KBI	Existing	Boyd	Manufacturing	Active	20	\$5,050,000	\$750,000	0	24	2023/06/29	Final
Morehead-Rowan County Economic Development Council	EDB	New	Rowan	Manufacturing	Active	0	\$2,300,000	\$599,414	0	0	2023/04/27	Final
Mr. Manhattan	KEI		Jessamine		Active	0	\$1,493,205	\$474,916	0	114	2023/01/26	Final
Neat Distributing, LLC	KBI	Existing	Russell	Manufacturing	Active	14	\$6,299,951	\$1,500,000	6	100	2023/01/26	Final
Nemak USA Inc.	KBI	Existing	Barren	Manufacturing	Active	26.5	\$27,000,000	\$2,500,000	212	170	2023/08/31	Final
Neogen Corporation	KBI	New	Montgomery	Manufacturing	Active	18.09	\$10,324,730	\$1,500,000	0	79	2023/08/31	Final
Night Lily	KEI		Fayette		Active	0	\$323,672	\$113,285	0	28	2023/02/23	Final
North American Stainless	IRBL		Carroll	Manufacturing	Active	0	\$80,000,000	\$80,000,000	1044	70	2023/01/26	Final
North American Stainless	KEIA	Existing	Carroll	Manufacturing	Active	33.23	\$244,000,000	\$400,000	1044	70	2023/01/26	Final

Name	Program	Location Type	County Name	Facility Type	Program Status	Average Hourly Wage	Project Cost	Incentive Amount	Initial Jobs	New Jobs	Date of Action/yy/mm/dd	Appr Type
Northeast Kentucky Regional Industrial Authority, Inc.	EDB	New	Boyd	Manufacturing	Active	0	\$1,500,000	\$750,000	0	0	2023/03/30	Final
Novelis Corporation	KBI	New	Todd	Manufacturing	Active	28.57	\$374,055,873	\$8,500,000	0	100	2023/01/26	Final
Nucor Corporation	KBI	New	Meade	Manufacturing	Active	35	\$1,700,000,000	\$30,000,000	0	400	2022/10/27	Final
Ohio County Hospital Corporation	KRHLP		Ohio	Non Profit Hospital	Active	0	\$999,705	\$999,705	413	0	2022/08/25	Final
Ohio County Industrial Development Authority, Inc.	EDB		Ohio		Active	0	\$600,000	\$300,000	0	0	2022/08/25	Final
Old Bourbon County Distillery LLC dba Eastern Light Distilling	KEIA	New	Rowan	Manufacturing	Active	28.85	\$143,710,000	\$100,000	0	50	2023/06/29	Final
One Strange Night	KEI		Oldham		Active	0	\$3,255,633	\$1,116,982	0	103	2022/12/08	Final
Orb Technologies, LLC	SBIR		Fayette		Active	0	\$150,000	\$150,000	0	0	2022/07/01	Final
Owens-Brockway Glass Container Inc.	KEIA		Warren	Manufacturing	Active	32.79	\$239,330,000	\$1,000,000	0	140	2022/07/28	Final
PACCAR Inc.	KBI	New	Jefferson	Service & Technology	Active	18	\$43,613,380	\$700,000	0	80	2023/04/27	Final
PBR Inc. dba SKAPS Industries	KBI	Existing	Henderson	Manufacturing	Active	14.6	\$3,439,864	\$250,000	72	20	2022/08/25	Final
PPD Global Central Labs, LLC	KEIA	Existing	Campbell	Non-Retail Service or Technology	Active	34.8	\$59,000,000	\$500,000	294	140	2022/10/27	Final

Name	Program	Location Type	County Name	Facility Type	Program Status	Average Hourly Wage	Project Cost	Incentive Amount	Initial Jobs	New Jobs	Date of Action/yy/mm/dd	Appri Type
Paradise Park Regional Industrial Development Authority, Inc.	EDB	Existing	Muhlenberg	Manufacturing	Active	0	\$500,000	\$250,000	0	0	2022/08/25	Final
Pennyrile Westpark Industrial Development Authority	EDB	New	Lyon	Manufacturing	Active	0	\$69,429	\$34,715	0	0	2023/06/29	Final
Pennyroyal Barrel Co. LLC	KEIA	New	Adair	Manufacturing	Active	19.2	\$8,520,000	\$150,000	0	10	2023/06/29	Final
Peter Pan	KEI		McCracken		Active	0	\$716,118	\$250,641	0	161	2023/05/25	Final
Pinball	KEI		Jefferson		Active	0	\$257,938	\$87,056	0	4	2022/12/08	Final
Princeton Caldwell County Industrial Development Authority	EDB	New	Caldwell	Manufacturing	Active	0	\$84,505	\$42,252	0	0	2023/06/29	Final
Process Solutions and Services, Inc. dba Rapid Industries	KBI	New	Jefferson	Manufacturing	Active	22	\$5,100,000	\$300,000	55	25	2023/01/26	Final
Protective Life Insurance Company	KBI	New	Kenton	Non-Retail Service or Technology	Active	36.55	\$17,751,054	\$2,100,000	21	77	2023/04/27	Final
Quality Logistics LLC dba Longship Logistics	KBI	Existing	Fayette	Service & Technology	Active	24.5	\$7,422,026	\$1,250,000	62	155	2023/03/30	Final
Queen of the Ring	KEI		Jefferson		Active	0	\$6,756,916	\$2,176,614	0	170	2023/03/30	Final
Radcliff Mixed-Use Redevelopment Project at Fort Knox	TIF		Hardin		Active	0	\$172,721,639	\$12,000,000	0	0	2022/08/25	Final

Name	Program	Location Type	County Name	Facility Type	Program Status	Average Hourly Wage	Project Cost	Incentive Amount	Initial Jobs	New Jobs	Date of Action/yy/mm/dd	Appri Type
Rehabilitation Hospital of Louisville, LLC	KEIA		Jefferson	Public Hospital	Active	38.46	\$40,303,090	\$250,000	42	42	2022/10/27	Final
Richmond Industrial Development Corporation	EDB	New	Madison	Manufacturing	Active	0	\$1,000,000	\$500,000	0	0	2023/03/30	Final
River View Coal, LLC	KEIA		Henderson	Coal Severing and Processing	Active	24.5	\$35,000,000	\$300,000	0	260	2022/09/29	Final
Rivian, LLC	KEIA	Existing	Bullitt	Service & Technology	Active	33.4	\$10,000,000	\$100,000	44	218	2023/04/27	Final
Rivian, LLC	KBI	New	Bullitt	Service & Technology	Active	33.4	\$10,000,000	\$4,100,000	44	218	2023/09/28	Final
Russell County Industrial Development Authority	EDB	New	Russell		Active	0	\$974,500	\$437,274	0	0	2023/04/27	Final
SWVA Kentucky, LLC dba Kentucky Electric Steel	KBI	New	Boyd	Manufacturing	Active	21.42	\$11,792,295	\$1,500,000	0	60	2023/06/29	Final
Sazerac Distillers, LLC	KEIA	New	Laurel	Manufacturing	Active	23	\$503,048,000	\$1,000,000	0	50	2022/10/27	Final
Schupan & Sons Inc.	KEIA		Logan	Manufacturing	Active	24.04	\$22,300,000	\$200,000	0	20	2022/07/28	Final
Sharp Carts LLC	KEIA		Barren	Manufacturing	Active	17.1	\$13,180,000	\$100,000	0	97	2023/03/30	Final
Signode Industrial Group LLC	KBI	Existing	Kenton	Manufacturing	Active	22.3	\$27,420,000	\$500,000	80	48	2023/01/26	Final
Southeast Kentucky Industrial Development Authority	EDB	New	Knox	Manufacturing	Active	0	\$3,784,000	\$1,892,000	0	0	2023/04/27	Final

Name	Program	Location Type	County Name	Facility Type	Program Status	Average Hourly Wage	Project Cost	Incentive Amount	Initial Jobs	New Jobs	Date of Action/yy/mm/dd	App Type
Southern Coil Solutions, LLC	KEIA	New	Warren	Non-Retail Service or Technology	Active	28.07	\$27,189,250	\$150,000	0	30	2023/06/29	Final
Sparks	KEI		Fayette		Active	0	\$323,672	\$113,285	0	28	2023/02/23	Final
Spiz	KEI		Campbell		Active	0	\$263,500	\$88,975	0	24	2023/04/27	Final
Springfield/Washington County Economic Development Authority, Inc.	EDB	New	Washington	Manufacturing	Active	0	\$200,000	\$100,000	0	0	2023/06/29	Final
Springfield/Washington County Economic Development Authority, Inc.	EDB	New	Washington		Active	0	\$200,000	\$100,000	0	0	2023/06/29	Final
TMC-NA Taeyang Metal North America LLC	KBI	New	Simpson	Manufacturing	Active	15.76	\$14,297,758	\$2,000,000	0	76	2023/09/28	Final
Taica Cubic Printing Kentucky, LLC	KBI	Existing	Clark	Manufacturing	Active	21.3	\$2,740,835	\$300,000	43	20	2022/12/08	Final
Tarter Gate Company, LLC	KRA	Existing	Casey	Manufacturing	Active	15	\$16,503,320	\$1,500,000	346	0	2023/08/31	Final
Technology Tripping	KEI		Madison		Active	0	\$2,360,566	\$784,111	0	374	2022/12/08	Final
The A-Frame	KEI		Campbell		Active	0	\$951,504	\$297,284	0	216	2023/04/27	Final
The Bardstown Bourbon Company, LLC	KEIA		Nelson	Manufacturing	Active	36.21	\$22,105,282	\$150,000	145	0	2022/12/08	Final
The Kentucky Whiskey Company LLC	KEIA		Ohio	Manufacturing	Active	0	\$4,000,000	\$125,000	0	0	2022/10/27	Final
The Leader	KEI		Jefferson		Active	0	\$3,700,788	\$1,154,815	0	134	2023/01/26	Final
The Lockdown	KEI		Oldham		Active	0	\$7,787,811	\$2,624,142	0	127	2022/10/27	Final
The Secret Foodie	KEI		Pulaski		Active	0	\$323,672	\$113,285	0	28	2023/04/27	Final

Name	Program	Location Type	County Name	Facility Type	Program Status	Average Hourly Wage	Project Cost	Incentive Amount	Initial Jobs	New Jobs	Date of Action/yy/mm/dd	Appri Type
The Todd County Industrial Foundation, Inc.	EDB	New	Todd	Manufacturing	Active	0	\$650,000	\$297,568	0	0	2023/05/25	Final
ThermisoIn, LLC	SBIR		Fayette		Active	0	\$100,000	\$100,000	0	0	2023/01/01	Final
Tiffany and Company Jewelers, Inc.	KBI	Existing	Fayette	Manufacturing	Active	19.14	\$844,000	\$500,000	125	130	2022/08/25	Final
Togetherness	KEI		Oldham		Active	0	\$7,952,387	\$2,678,254	0	129	2022/12/08	Final
Tokai Carbon GE LLC	KBI	Existing	Fulton	Manufacturing	Active	23	\$32,411,492	\$500,000	27	15	2022/08/25	Final
Toyota Boshoku America, Inc.	KEIA	New	Christian	Manufacturing	Active	28.49	\$225,991,240	\$500,000	0	157	2023/03/30	Final
Toyota Motor Manufacturing Kentucky, Inc.- KJRA 3rd Supp - 5/31/2023	KJRA	Existing	Scott	Manufacturing	Active	31.45	\$2,795,925,000	\$240,000,000	8250	700	2023/05/31	Final
Tri-County Economic Development Corporation	Grant	New	Boone		Active	0	\$0	\$2,400,000	0	0	2022/12/08	Final
U. S. Smokeless Tobacco Company LLC	KEIA	Existing	Christian	Manufacturing	Active	36.46	\$46,645,681	\$75,000	96	17	2022/09/29	Final
UniFirst Corporation	KEIA		Jefferson	Non-Retail Service or Technology	Active	22.82	\$21,250,000	\$50,000	45	43	2023/03/30	Final
Unsung Hero	KEI		Edmonson		Active	0	\$4,903,477	\$1,538,405	0	127	2022/08/25	Final
Vanderbilt Chemicals, LLC	KEIA	Existing	Calloway	Manufacturing	Active	0	\$5,204,000	\$75,000	98	0	2022/08/25	Final
Verst Group Logistics, Inc.	KEIA	New	Grant	Non-Retail Service or Technology	Active	22	\$45,400,000	\$300,000	0	100	2022/09/29	Final
WABCO USA LLC	KBI	Existing	Boone	Service & Technology	Active	29.81	\$4,154,392	\$1,100,000	61	123	2023/06/29	Final

Name	Program	Location Type	County Name	Facility Type	Program Status	Average Hourly Wage	Project Cost	Incentive Amount	Initial Jobs	New Jobs	Date of Action/yy/mm/dd	Appri Type
Water Solutions Unlimited Inc.	KEIA	New	Grayson	Manufacturing	Active	25	\$3,000,000	\$50,000	2	12	2023/01/26	Final
Wayne County Industrial Authority	EDB	New	Wayne	Manufacturing	Active	0	\$722,400	\$361,200	0	0	2023/05/25	Final
West Kentucky Regional Industrial Development Authority, Inc.	EDB	New	Henderson		Active	0	\$1,400,000	\$700,000	0	0	2023/06/29	Final
Whitehorse Freight, LLC	KBI	New	Kenton	Service & Technology	Active	33.65	\$5,640,000	\$5,000,000	37	455	2022/12/08	Final
Wicked Sheets, LLC	SBIR		Jefferson		Active	0	\$98,650	\$98,650	0	0	2023/01/01	Final
Wildcat	KEI		Bullitt		Active	0	\$9,039,717	\$2,890,136	0	685	2022/08/25	Final
Winchester-Clark County Industrial Development Authority	EDB	New	Clark	Manufacturing	Active	0	\$2,200,000	\$500,000	0	0	2022/07/28	Final
Woowon Technology Inc	KEIA	New	Hardin	Manufacturing	Active	23	\$3,425,000	\$36,000	0	20	2023/06/29	Final
iVCP Athens South LLC	KEIA	New	Fayette	Tourism	Active	25	\$35,096,500	\$200,000	0	1	2023/02/23	Final
vCardio, Inc.	SBIR		Jefferson		Active	0	\$90,777	\$90,777	0	0	2023/01/01	Final

Showing 1 to 210 of 210 entries

Selected Program Names:

Program Acronym	Program Name
Angel	Angel Investment Tax Credit
Direc	Direct Loan/KEDFA

Program Acronym	Program Name
Grant	Grant/KEDFA
IEIA	IEIA - Incentives for Energy Independence Act
IRBL	IRBL - Local Industrial Revenue Bonds
KBI	KBI - Kentucky Business Investment
KESA	KESA - Kentucky Environmental Stewardship Act
KIRA	KIRA - Kentucky Industrial Revitalization Act
KRA	KRA - Kentucky Reinvestment Act
KSFTC	KSFTC – Kentucky Selling Farmer Tax Credit
Line	Line Items
Small	Small Business Loan/KEDFA
CAP	KSBCI - Kentucky Small Business Credit Initiative
CSP	KSBCI - Kentucky Small Business Credit Initiative
EDB	EDB - Economic Development Bonds
HTP	HTP - High-Tech Pool
IRB	IRB/KEDFA
KEI	KEI - Kentucky Entertainment Incentives
KEIA	KEIA - Kentucky Enterprise Initiative Act
KIDA	KIDA - Kentucky Industrial Development Act
KIFA	KIFA - Kentucky Investment Fund Act
KJDA	KJDA - Kentucky Jobs Development Act
KJRA	KJRA - Kentucky Jobs Retention Act
KREDA	KREDA - Kentucky Rural Economic Development Act
KRHLP	KRHLP - Kentucky Rural Hospital Loan Program
KSBTC	KSBTC - Kentucky Small Business Tax Credit
LPP	KSBCI - Kentucky Small Business Credit Initiative
SBIR	SBIR/STTR

Program Acronym

Program Name

TIF

TIF - Tax Increment Financing

TEAM 
KENTUCKY®

CABINET FOR
ECONOMIC DEVELOPMENT



CED Active Projects

Statutorily Required Annual Reports

FY 2022-2023



Kentucky Cabinet for Economic Development

Financial Incentive Search Results

Search Criteria

Print or Save

Back to Search Criteria

Selected Counties:

Adair, Allen, Anderson, Ballard, Barren, Bath, Bell, Boone, Bourbon, Boyd, Boyle, Bracken, Breathitt, Breckinridge, Bullitt, Butler, Caldwell, Calloway, Campbell, Carlisle, Carroll, Carter, Casey, Christian, Clark, Clay, Clinton, Crittenden, Cumberland, Daviess, Edmonson, Elliott, Estill, Fayette, Fleming, Floyd, Franklin, Fulton, Gallatin, Garrard, Grant, Graves, Grayson, Green, Greenup, Hancock, Hardin, Harlan, Harrison, Hart, Henderson, Henry, Hickman, Hopkins, Jackson, Jefferson, Jessamine, Johnson, Kenton, Knott, Knox, LaRue, Laurel, Lawrence, Lee, Leslie, Letcher, Lewis, Lincoln, Livingston, Logan, Lyon, Madison, Magoffin, Marion, Marshall, Martin, Mason, McCracken, McCreary, McLean, Meade, Menifee, Mercer, Metcalfe, Monroe, Montgomery, Morgan, Muhlenberg, Nelson, Nicholas, Ohio, Oldham, Owen, Owsley, Pendleton, Perry, Pike, Powell, Pulaski, Robertson, Rockcastle, Rowan, Russell, Scott, Shelby, Simpson, Spencer, Taylor, Todd, Trigg, Trimble, Union, Warren, Washington, Wayne, Webster, Whitley, Wolfe, Woodford

Selected Programs - Please see the program names at the bottom of the page:

Angel, CAP, CSP, Direc, EDB, Grant, HTP, IEIA, IRB, IRBL, KBI, KEI, KEIA, KESA, KIDA, KIFA, KIRA, KJDA, KJRA, KRA, KREDA, KRHLP, KSBTC, KSFTC, Line, LPP, SBIR, Small, TIF

Click on the check mark (✓) when available to search for compliance detail information.

All ▾
☰ ▾

Name	Program	Location Type	County Name	Facility Type	Program Status	Average Hourly Wage	Project Cost	Incentive Amount	Initia Jobs	New Jobs	Date of Action/ yy/mm/dd	Appi Type
1,000-lb Sisters (Season 4)	KEI		Jefferson		Active	0	\$2,453,125	\$828,121	0	16	2022/04/28	Final
1109 Bravo LLC	SBIR		Oldham		Active	0	\$150,000	\$150,000	0	0	2023/01/01	Final
153 LLC	CSP		Jefferson		Active	0	\$0	\$97,853	0	0	2019/11/26	Final
21c Museum Hotel	TIF		Fayette		Active	0	\$36,556,250	\$500,000	0	0	2012/12/31	Final

Name	Program	Location Type	County Name	Facility Type	Program Status	Average Hourly Wage	Project Cost	Incentive Amount	Initial Jobs	New Jobs	Date of Action/yy/mm/dd	Approval Type
3 Ten Enterprises, LLC dba 310 Tempering	KBI	New	Jefferson	Manufacturing	Active	21.25	\$5,950,000	\$1,500,000	0	147	2018/07/26	Final
340 North Buckman, LLC	CSP		Bullitt		Active	0	\$0	\$127,000	0	0	2020/02/12	Final
3P Biotechnologies, Inc.	SBIR		Jefferson		Active	0	\$99,920	\$99,920	0	0	2022/07/01	Final
5454 LLC	CSP		Jefferson		Active	0	\$0	\$15,851	0	0	2017/03/27	Final
A & W Restaurants, inc.	KBI	New	Fayette	Headquarters	Active	35	\$1,890,000	\$600,000	0	30	2013/12/12	Final
A Royal Christmas Surprise	KEI		Barren		Active	0	\$659,133	\$208,863	0	37	2023/01/26	Final
A Soul to Squeeze	KEI		Campbell		Active	0	\$2,231,008	\$733,052	0	63	2022/08/25	Final
A.C.E. Compressor Parts & Service, Inc.	KBI	Existing	Graves	Service & Technology	Active	20	\$1,175,000	\$225,000	8	10	2015/07/30	Final
AAA CNC Milling Center LLC	CSP		Jefferson		Active	0	\$0	\$36,000	0	0	2018/02/21	Final
AATW, LLC	KEIA	New	Anderson	Non-Retail Service or Technology	Active	30	\$11,800,000	\$150,000	0	10	2023/08/31	Final
ABB/CON-CISE Optical Group LLC	KBI	New	Kenton	Manufacturing	Active	15.63	\$13,927,000	\$2,000,000	0	200	2020/12/10	Final
ABC Automotive Systems, Inc.	KBI	Existing	Laurel	Manufacturing	Active	14.26	\$18,125,751	\$1,750,000	195	200	2016/01/28	Final
ADP, Inc.	KBI	Existing	Jefferson	Service & Technology	Active	18	\$25,559,363	\$700,000	573	35	2018/06/28	Final
AEK Transport Services, LLC	CSP		Caldwell		Active	0	\$0	\$17,000	0	0	2016/12/16	Final
ANP USA Inc.	KEIA		Hardin	Manufacturing	Active	35	\$49,600,000	\$400,000	0	93	2022/08/25	Final

Name	Program	Location Type	County Name	Facility Type	Program Status	Average Hourly Wage	Project Cost	Incentive Amount	Initial Jobs	New Jobs	Date of Action/yy/mm/dd	Appri Type
ARC Automotive, Inc.	KBI	Existing	Butler	Manufacturing	Active	11.88	\$7,240,000	\$5,000,000	0	280	2015/10/29	Final
ARC Health Systems, LLC d/b/a Bellefonte Hospital and Recovery Center	KRHLP		Lawrence	Public Hospital	Active	0	\$0	\$1,000,000	0	294	2023/08/31	Final
ARaymond Manufacturing Center North America, Inc.	KBI	Existing	Fleming	Manufacturing	Active	13.94	\$1,965,000	\$1,000,000	39	52	2013/04/25	Final
Accumetric	IRBL	Existing	Hardin		Active	0	\$0	\$35,000,000	0	0	2015/12/10	Final
Accumetric, LLC	KBI	Existing	Hardin	Manufacturing	Active	18	\$21,200,000	\$1,200,000	80	77	2019/05/30	Final
Active Therapy Systems LLC	SBIR		Jessamine		Active	0	\$79,993	\$80,000	0	0	2021/07/01	Final
Addiction Recovery Care LLC (project #1)	CSP		Lawrence		Active	0	\$0	\$16,000	0	0	2017/01/06	Final
Addiction Recovery Care, LLC (project #2)	CSP		Lawrence		Active	0	\$0	\$100,000	0	0	2017/07/21	Final
Adelphi Technology LLC	SBIR		Warren		Active	0	\$150,000	\$150,000	0	0	2023/01/01	Final
Adient US LLC	KBI	Existing	Scott	Manufacturing	Active	19.32	\$6,494,466	\$650,000	685	42	2020/04/30	Final
Adkev, Inc.	KBI	New	Boyle	Manufacturing	Active	16.02	\$15,650,000	\$500,000	0	70	2020/05/28	Final
Advanced Energy Materials, LLC	SBIR		Jefferson		Active	0	\$290,000	\$290,000	0	0	2020/08/01	Final
Affordable Granite and Marble Co. LLC	CSP		Jefferson		Active	0	\$0	\$45,000	0	0	2018/11/06	Final
Affordable Signs & Apparel, LLC	CSP		Henry		Active	0	\$0	\$9,000	0	0	2016/04/11	Final
Airspace	KEI		Jefferson		Active	0	\$6,441,411	\$2,000,014	0	290	2023/06/29	Final

Name	Program	Location Type	County Name	Facility Type	Program Status	Average Hourly Wage	Project Cost	Incentive Amount	Initial Jobs	New Jobs	Date of Action/ yy/mm/dd	Approval Type
Albert	KEI		Fayette		Active	0	\$6,020,211	\$1,937,752	0	608	2023/07/27	Final
Aldora Aluminum & Glass Products, Inc.	KBI	Existing	Jefferson	Manufacturing	Active	17	\$4,050,000	\$650,000	31	65	2018/04/26	Final
Ale-8-One Bottling Company	KEIA	Existing	Clark	Manufacturing	Active	18.75	\$19,400,000	\$65,000	95	40	2019/02/07	Final
Allen County-Scottsville Industrial Development Authority, Inc.	EDB	New	Allen	Manufacturing	Active	0	\$500,000	\$250,000	0	0	2023/04/27	Final
Alliance Entertainment LLC	KBI	Existing	Bullitt	Service	Active	10	\$6,328,000	\$500,000	252	150	2017/06/29	Final
Alliant Technologies LLC	KBI	New	Barren	Manufacturing	Active	19	\$1,188,500	\$275,000	0	30	2021/02/25	Final
Allison Abrasives, Incorporated	KBI	Existing	Garrard	Manufacturing	Active	12.56	\$2,600,000	\$300,000	62	10	2012/04/26	Final
Alpla, Inc.	KBI	New	Warren	Manufacturing	Active	18.54	\$22,423,567	\$1,920,000	0	72	2014/07/31	Final
Alpla, Inc.	KBI	Existing	Kenton	Manufacturing	Active	19.7	\$9,655,000	\$800,000	18	38	2016/07/28	Final
Alpla, Inc.	KBI	Existing	Warren	Manufacturing	Active	14	\$8,190,941	\$400,000	87	24	2021/05/27	Final
Alpla, Inc.	KBI	New	Warren	Manufacturing	Active	26.44	\$72,279,999	\$900,000	0	60	2021/06/24	Final
Altec Industries, Inc.	KBI	Existing	Hardin	Manufacturing	Active	14.5	\$2,050,000	\$2,000,000	476	224	2014/06/26	Final
Altec Industries, Inc.	KBI	Existing	Hardin	Manufacturing	Active	18.95	\$12,290,000	\$2,000,000	779	165	2020/10/29	Final
Alumisource Corporation	KBI	New	Madison	Manufacturing	Active	16	\$6,600,000	\$250,000	0	20	2015/12/10	Final
AmDx PrognostX Incorporated	SBIR		Oldham		Active	0	\$80,000	\$80,000	0	0	2022/01/01	Final
Amazon.com Services, LLC	KBI	New	Boone	Service & Technology	Active	22.5	\$2,064,435,709	\$40,000,000	0	600	2022/05/26	Final

Name	Program	Location Type	County Name	Facility Type	Program Status	Average Hourly Wage	Project Cost	Incentive Amount	Initial Jobs	New Jobs	Date of Action/yy/mm/dd	Appri Type
Amber Alert	KEI		Fayette		Active	0	\$1,991,380	\$632,880	0	92	2022/10/27	Final
American Freedom Distillery, LLC	KEIA	New	Pulaski	Manufacturing	Active	22.84	\$25,500,000	\$130,000	0	58	2019/12/12	Final
American Fuji Seal, Inc.	KBI	Existing	Nelson	Manufacturing	Active	20.73	\$10,000,000	\$1,500,000	447	45	2014/05/29	Final
American Howa Kentucky, Inc.	KBI	Existing	Warren	Manufacturing	Active	13.71	\$11,475,000	\$900,000	42	86	2014/01/30	Final
American Metal Supply Co. - Kentucky	KBI	Existing	Jefferson	Manufacturing	Active	16	\$1,205,000	\$90,000	22	10	2015/04/30	Final
American Stave Company L.L.C.	KBI	New	Marshall	Manufacturing	Active	17.69	\$12,000,000	\$750,000	0	48	2018/06/28	Final
American Stave Company, LLC	KBI	New	Rowan	Manufacturing	Active	16.34	\$7,200,000	\$950,000	0	70	2015/12/10	Final
American Wood Fibers, Inc.	KBI	Existing	Marion	Manufacturing	Active	14.75	\$207,000	\$200,000	47	12	2013/09/26	Final
American Wood Fibers, Inc.	KBI	Existing	Marion	Manufacturing	Active	16.24	\$5,241,000	\$300,000	101	23	2021/09/30	Final
AmerisourceBergen Drug Corporation	KBI	Existing	Jefferson	Service & Technology	Active	18.68	\$19,314,539	\$1,350,000	36	134	2022/12/08	Final
Amish Christmas	KEI		Fayette		Active	0	\$323,672	\$113,285	0	28	2023/01/26	Final
Amneal Pharmaceuticals, LLC	KBI	Existing	Barren	Service & Technology	Active	17.41	\$6,608,000	\$2,500,000	35	48	2015/02/26	Final
Anixter Inc.	KBI	Existing	Fayette	Service & Technology	Active	33.75	\$4,232,930	\$1,600,000	12	103	2020/12/10	Final
Annie	KEI		McCracken		Active	0	\$858,532	\$300,486	0	141	2023/05/25	Final
Apace KY LLC	KBI	Existing	Monroe	Service & Technology	Active	10.28	\$5,150,000	\$840,000	43	35	2013/10/31	Final
Aperture Credentialing, LLC	KBI	Existing	Jefferson	Service & Technology	Active	24.2	\$4,962,388	\$1,400,000	58	70	2016/10/27	Final

Name	Program	Location Type	County Name	Facility Type	Program Status	Average Hourly Wage	Project Cost	Incentive Amount	Initial Jobs	New Jobs	Date of Action/yy/mm/dd	Appri Type
Aptitude 4th Street, LLC	IRBL	New	Jefferson	Non Manufacturing	Active	0	\$43,000,000	\$43,000,000	0	8	2019/02/07	Final
Archer-Daniels-Midland Company	KBI	Existing	Kenton	Service & Technology	Active	48.28	\$8,350,000	\$5,000,000	0	200	2018/12/13	Final
Aristech Surfaces LLC	KRA	Existing	Boone	Manufacturing	Active	31.25	\$9,788,771	\$375,000	186	0	2020/08/27	Final
Asahi Bluegrass Forge Corporation	KBI	New	Madison	Manufacturing	Active	22.5	\$20,320,000	\$1,000,000	0	50	2014/09/25	Final
Asahi Bluegrass Forge Corporation	KBI	Existing	Madison	Manufacturing	Active	20	\$40,000,000	\$1,000,000	49	50	2021/12/09	Final
Asahi Forge of America Corporation	KEIA		Madison	Manufacturing	Active	23	\$1,536,000	\$25,000	74	3	2023/01/26	Final
Asahi Forge of America Corporation	KBI	Existing	Madison	Manufacturing	Active	15	\$8,000,000	\$500,000	40	16	2015/04/30	Final
Ascend Elements, Inc.	KEIA		Christian	Manufacturing	Active	27.89	\$310,000,000	\$2,000,000	0	250	2022/07/28	Final
Ashland Plaza Redevelopment Project	TIF		Boyd		Active	0	\$43,450,000	\$6,800,000	0	0	2020/01/30	Final
AtCorr Packaging Products, LLC	KBI	Existing	Barren	Manufacturing	Active	13.5	\$1,585,000	\$900,000	11	100	2021/05/27	Final
Atkore Plastic Pipe Corporation	KEIA	Existing	Jefferson	Manufacturing	Active	13.56	\$3,237,050	\$30,000	53	11	2020/08/27	Final
Atlas Machine and Supply, Inc.	KEIA		Breckinridge	Non-Retail Service or Technology	Active	29.41	\$3,470,000	\$50,000	176	78	2022/07/28	Final
Augusta Distillery Rickhouses LLC	KEIA	New	Bracken	Manufacturing	Active	25	\$19,415,000	\$150,000	0	6	2023/07/27	Final

Name	Program	Location Type	County Name	Facility Type	Program Status	Average Hourly Wage	Project Cost	Incentive Amount	Initial Jobs	New Jobs	Date of Action/yy/mm/dd	Appr Type
Augusta Sweet Water Holdings LLC dba Augusta Distillery LLC	KEIA		Bracken	Manufacturing	Active	16.32	\$23,615,165	\$200,000	0	14	2022/03/31	Final
Augusta-Brooksville-Bracken County Industrial Development Authority	EDB	New	Bracken		Active	0	\$408,326	\$204,163	0	0	2023/07/27	Final
Automotive Service Products, Inc.	KEIA		Boone	Manufacturing	Active	24.88	\$8,000,000	\$40,000	35	25	2022/09/29	Final
BAE Systems Land & Armaments LP	KBI	Existing	Jefferson	Manufacturing	Active	18.27	\$22,371,700	\$4,000,000	237	201	2012/09/27	Final
Ball Metal Beverage Container Corp	EDB	New	Warren	Manufacturing	Active	34.45	\$305,000,000	\$500,000	0	198	2021/03/25	Final
Ball Metal Beverage Container Corp.	IRBL	New	Warren	Manufacturing	Active	0	\$400,000,000	\$400,000,000	0	198	2021/09/30	Final
Ball Metal Beverage Container Corp.	KEIA	New	Warren	Manufacturing	Active	34.45	\$305,000,000	\$1,300,000	0	198	2021/01/07	Final
Bang Bang	KEI		Madison		Active	0	\$1,394,065	\$475,994	0	235	2022/08/25	Final
Baptist Health Deaconess Madisonville, Inc.	KRHLP		Hopkins	Non Profit Hospital	Active	0	\$975,000	\$975,000	967	0	2022/03/31	Final
Baptist Healthcare System Obligated Group	IRB		Jefferson		Active	0	\$0		0	0	2016/10/27	Final
Baptist Healthcare System Obligated Group	IRB		Jefferson		Active	0	\$0		0	0	2017/12/07	Final

Name	Program	Location Type	County Name	Facility Type	Program Status	Average Hourly Wage	Project Cost	Incentive Amount	Initial Jobs	New Jobs	Date of Action/yy/mm/dd	Appr Type
Baptist Healthcare System Obligated Group	IRB		Jefferson		Active	0	\$0		0	0	2018/06/28	Final
Barren County Economic Authority	EDB	New	Barren	Manufacturing	Active	0	\$6,533,223	\$1,081,215	0	0	2023/05/25	Final
Bed Wood and Parts, LLC	KBI	Existing	Christian	Manufacturing	Active	31.35	\$2,853,920	\$1,000,000	5	42	2022/07/28	Final
Bendix Commercial Vehicle Systems LLC	KBI	Existing	Warren	Manufacturing	Active	17.24	\$5,941,000	\$1,000,000	267	143	2018/09/27	Final
Berea Development Corporation, Inc. dba Berea IDA/City of Berea	EDB	Existing	Madison	Manufacturing	Active	0	\$1,000,000	\$500,000	0	0	2022/06/30	Final
Berry Global Films, LLC	KBI	Existing	Warren	Manufacturing	Active	13.91	\$16,000,000	\$500,000	112	35	2014/05/29	Final
Berry Plastics IK, LLC	KBI	Existing	Hopkins	Manufacturing	Active	17.6	\$96,000,000	\$10,000,000	0	420	2017/09/28	Final
Bespoke Ventures and Investments, LLC	KEIA	New	Grant	Tourism	Active	14	\$2,753,115	\$85,000	0	13	2020/03/26	Final
Best Sanitizers, Inc.	KBI	Existing	Boone	Manufacturing	Active	16.21	\$5,000,000	\$175,000	32	19	2017/12/07	Final
Big Sandy Distribution, Inc.	KEIA	Existing	Boyd	Headquarters	Active	0	\$1,220,000	\$45,000	45	0	2022/08/25	Final
Bilstein Cold Rolled Steel LP	KEIA	Existing	Warren	Manufacturing	Active	0	\$17,820,000	\$200,000	82	0	2021/04/29	Final

Name	Program	Location Type	County Name	Facility Type	Program Status	Average Hourly Wage	Project Cost	Incentive Amount	Initial Jobs	New Jobs	Date of Action/yy/mm/dd	Appr Type
Bilstein Cold Rolled Steel LP (through the Inter-Modal Transportation Authority,	EDB	New	Warren		Active	21	\$120,000,000	\$1,000,000	0	90	2014/06/26	Final
Bilstein Cold Rolled Steel, LP	KBI	New	Warren	Manufacturing	Active	17.59	\$130,000,000	\$4,500,000	0	110	2018/10/25	Final
Bioptics Technology, LLC	SBIR		Fayette		Active	0	\$100,000	\$100,000	0	0	2023/07/01	Final
Bitiki Blockchain, LLC	KEIA		Union	Non-Retail Service or Technology	Active	24.4	\$25,000,000	\$250,000	1	4	2022/03/31	Final
Blackhawk Composites, Inc.	KBI	New	Butler	Manufacturing	Active	19.34	\$862,660	\$400,000	0	20	2012/04/26	Final
Blackwood	KEI		Jefferson		Active	0	\$4,453,003	\$1,403,901	0	261	2023/03/30	Final
Blue Run Spirits, LLC	KEIA		Scott	Manufacturing	Active	26.6	\$50,976,430	\$150,000	0	45	2022/08/25	Final
BlueOval SK, LLC	Dirac	New	Hardin	Manufacturing	Active	21.61	\$5,800,000,000	\$250,000,000	0	5000	2022/12/08	Final
Bluegrass Advanced Materials, LLC	SBIR		Fayette		Active	0	\$80,000	\$80,000	0	0	2022/01/01	Final
Bluegrass Angel Venture Fund IV, LLC	KIFA		Fayette		Active	0	\$0	\$2,100,000	0	0	2018/01/25	Final
Bluegrass Angel Venture Fund V, LLC	KIFA		Fayette		Active	0	\$0	\$2,000,000	0	0	2021/01/28	Final
Bluegrass Distillers, LLC	KEIA	New	Woodford	Agribusiness	Active	34.5	\$3,100,000	\$50,000	7	17	2020/09/24	Final
Bluegrass Embedded Design, LLC	SBIR		Fayette		Active	0	\$74,134	\$74,134	0	0	2023/07/01	Final
Bluegrass Roller Service, Inc.	KEIA	Existing	Shelby	Manufacturing	Active	14	\$3,875,000	\$50,000	26	10	2020/01/30	Final

Name	Program	Location Type	County Name	Facility Type	Program Status	Average Hourly Wage	Project Cost	Incentive Amount	Initial Jobs	New Jobs	Date of Action/yy/mm/dd	Approval Type
Bluegrass Stockyards, LLC	KBI	New	Fayette	Service & Technology	Active	19.02	\$11,900,000	\$300,000	6	20	2019/03/28	Final
Bluegrass Supply Chain Services, LLC	KBI	Existing	Warren	Service & Technology	Active	16.25	\$5,185,600	\$1,250,000	38	55	2017/06/29	Final
Bluegrass Taproot, LLC	CSP		Jefferson		Active	0	\$0	\$135,000	0	0	2020/09/11	Final
Bluth Company, LLC	KBI	Existing	Warren	Manufacturing	Active	13.5	\$5,575,000	\$900,000	21	94	2019/02/07	Final
Bob Trevino Likes It	KEI		Jefferson		Active	0	\$821,439	\$260,882	0	135	2023/04/27	Final
Bonfiglioli USA	KBI	Existing	Boone	Manufacturing	Active	22.28	\$7,727,478	\$3,000,000	34	150	2017/02/23	Final
Borderless Distribution LLC	KBI	New	Boone	Service	Active	13.84	\$4,220,900	\$300,000	0	100	2019/10/31	Final
Born to Lose	KEI		Madison		Active	0	\$694,136	\$242,948	0	257	2023/07/27	Final
Bourbon County-Nicholas County Joint Economic Development Board	EDB	New	Bourbon	Manufacturing	Active	0	\$1,350,832	\$675,416	0	0	2023/06/29	Final
Bowling Green Metalforming L.L.C.	KBI	Existing	Warren	Manufacturing	Active	17.7	\$261,240,000	\$10,000,000	844	450	2016/03/31	Final
Brady Worldwide, Incorporated	KBI	New	Jefferson	Manufacturing	Active	26.58	\$18,250,000	\$3,000,000	0	121	2014/09/25	Final
Braidy Atlas, LLC	KEIA	New	Boyd	Manufacturing	Active	30	\$607,750,000	\$2,500,000	0	367	2017/06/29	Final
Braidy Atlas, LLC	KEIA	New	Boyd	Manufacturing	Active	30	\$602,750,000	\$2,500,000	0	367	2018/01/25	Final
Breckinridge County KPDI (2023)	EDB		Breckinridge		Active	0	\$0		0	0	2023/04/27	Final
Breckinridge County United Incorporated	EDB	New	Breckinridge	Manufacturing	Active	0	\$1,400,000	\$496,603	0	0	2023/04/27	Final

Name	Program	Location Type	County Name	Facility Type	Program Status	Average	Project Cost	Incentive Amount	Initial Jobs	New Jobs	Date of Action/yy/mm/dd	Appri Type
						Hourly Wage						
Brown-Forman Corporation	KBI	Existing	Jefferson	Manufacturing	Active	22.14	\$26,510,000	\$900,000	0	15	2018/09/27	Final
Brown-Forman Corporation	KBI	Existing	Woodford	Manufacturing	Active	15.5	\$36,325,000	\$2,500,000	31	15	2016/05/26	Final
Brown-Forman Distillery, Inc.	KEIA	Existing	Jefferson	Manufacturing	Active	29.2	\$96,000,000	\$500,000	21	0	2020/10/29	Final
Buffalo Trace Distillery, Inc.	KEIA	Relocation	Franklin	Manufacturing	Active	26.93	\$29,500,000	\$150,000	485	0	2022/05/26	Final
Buffalo Trace Distillery, Inc.	KEIA	Existing	Franklin	Manufacturing	Active	26.93	\$51,600,000	\$100,000	552	0	2023/01/26	Final
Buffalo Trace Distillery, Inc.	KEIA	Existing	Franklin	Manufacturing	Active	26.92	\$38,000,000	\$250,000	0	0	2023/07/27	Final
Buffalo Trace Distillery, Inc.	KBI	Existing	Franklin	Manufacturing	Active	19.24	\$20,463,180	\$1,250,000	357	40	2017/02/23	Final
Buffalo Trace Distillery, Inc.	KEIA	Existing	Franklin	Manufacturing	Active	26.93	\$155,000,000	\$840,000	485	8	2021/04/29	Final
BuildMyPlace, LLC	KEIA	New	Jefferson	Service & Technology	Active	25.55	\$15,300,000	\$50,000	0	100	2020/05/28	Final
Butchertown Stadium District	TIF		Jefferson		Active	0	\$193,100,000	\$21,700,000	0	0	2018/05/31	Final
C & L Tiling, Inc. fka Timewell of Kentucky, Inc.	KIDA	New	Webster		Active	14.67	\$1,750,000	\$850,000	0	47	2012/02/23	Final
CCBCC Operations, LLC	KBI	New	Kenton	Service & Technology	Active	22.95	\$12,400,000	\$3,500,000	0	303	2020/01/30	Final
CCI Industrial Services, LLC (formerly Cable Contracting, Inc.)	KBI	Existing	Pulaski	Manufacturing	Active	13	\$1,280,000	\$300,000	21	10	2013/03/28	Final
CLARK Material Handling Company	KBI	Existing	Fayette	Manufacturing	Active	12	\$4,785,000	\$400,000	138	30	2017/06/29	Final

Name	Program	Location Type	County Name	Facility Type	Program Status	Average Hourly Wage	Project Cost	Incentive Amount	Initial Jobs	New Jobs	Date of Action/yy/mm/dd	Appri Type
CMTA, Inc.	KBI	Existing	Jefferson	Non-Retail Service or Technology	Active	36.06	\$2,800,381	\$2,000,000	162	175	2023/05/25	Final
CR Machine Shop, LLC	KBI	New	Hopkins	Manufacturing	Active	20	\$1,050,000	\$200,000	0	14	2017/09/28	Final
CROWN Cork & Seal USA, Inc.	KBI	New	Warren	Manufacturing	Active	24.45	\$156,616,111	\$3,000,000	0	126	2022/02/24	Final
CROWN Cork & Seal USA, Inc.	IRBL	New	Warren	Manufacturing	Active	0	\$175,000,000	\$175,000,000	0	126	2020/06/25	Final
CROWN Cork & Seal USA, Inc.	EDB	New	Warren	Manufacturing	Active	24.45	\$147,550,000	\$250,000	0	126	2020/08/27	Final
CTI - Clinical Trial Services, Inc.	KBI	New	Kenton	Headquarters	Active	38	\$36,591,590	\$14,000,000	39	500	2021/12/09	Final
Cabot Corporation	KBI	New	Carroll	Manufacturing	Active	30	\$112,000,000	\$750,000	0	32	2020/06/25	Final
Cadiz-Trigg County Industrial Development Authority, Inc.	EDB	Existing	Trigg	Manufacturing	Active	0	\$3,500,000	\$500,000	0	0	2022/05/26	Final
Cadiz-Trigg County Industrial Development Authority, Inc.	EDB	New	Trigg	Manufacturing	Active	0	\$450,000	\$225,000	0	0	2023/06/29	Final
Campari America LLC	KEIA		Anderson	Manufacturing	Active	32.57	\$161,000,000	\$250,000	205	31	2023/03/30	Final
Campari America LLC	KEIA		Anderson	Manufacturing	Active	31.62	\$20,000,000	\$250,000	205	0	2023/08/31	Final
Campari America LLC	KBI	Existing	Anderson	Manufacturing	Active	20	\$44,000,000	\$2,000,000	80	62	2015/08/27	Final
Campari America LLC dba Wild Turkey Distillery	KEIA	Existing	Anderson	Manufacturing	Active	0	\$8,812,810	\$50,000	180	0	2022/07/28	Final
Camtech Manufacturing Solutions, LLC	KBI	Existing	Pulaski	Manufacturing	Active	19.75	\$2,775,000	\$300,000	3	10	2015/06/25	Final

Name	Program	Location Type	County Name	Facility Type	Program Status	Average Hourly Wage	Project Cost	Incentive Amount	Initial Jobs	New Jobs	Date of Action/yy/mm/dd	Appri Type
Cannon Automotive Solutions - Bowling Green, Inc.	KBI	Existing	Warren	Manufacturing	Active	23	\$23,548,997	\$1,000,000	81	60	2018/12/13	Final
Capitol Brewing Company, PBC	CSP		Franklin		Active	0	\$0	\$26,000	0	0	2018/09/19	Final
Carbide Industries LLC	KIRA	Existing	Jefferson	Manufacturing	Active	24.58	\$30,000,000	\$6,500,000	132	9	2014/10/30	Final
Carey Technologies, Inc. dba Pine Mountain Canopy Tours	CSP		Bell		Active	0	\$0	\$50,000	0	0	2015/02/25	Final
Carhartt, Inc.	KRA	Existing	Hopkins	Manufacturing	Active	19	\$10,464,393	\$3,000,000	516	0	2014/04/24	Final
Carina Medical LLC	SBIR		Fayette		Active	0	\$140,000	\$140,000	0	0	2022/01/01	Final
Carl Zeiss Vision Inc.	KBI	Existing	Boone	Manufacturing	Active	14.7	\$10,000,000	\$2,000,000	103	190	2018/09/27	Final
Carmel Manor, Inc.	IRB		Campbell		Active	0	\$0		0	0	2022/06/30	Final
Castellini Company LLC	KEIA	Existing	Campbell	Manufacturing	Active	22	\$16,596,043	\$150,000	148	128	2023/04/27	Final
Catalent Pharma Solutions, LLC	KEIA	Existing	Clark	Manufacturing	Active	28.5	\$171,412,000	\$250,000	0	0	2022/04/28	Final
Catalent Pharma Solutions, LLC	KBI	Existing	Clark	Manufacturing	Active	16.07	\$46,800,000	\$2,000,000	307	90	2013/12/12	Final
Catalent Pharma Solutions, LLC	KBI	Existing	Clark	Manufacturing	Active	25.91	\$61,760,250	\$5,000,000	393	300	2019/05/30	Final
Catalent Pharma Solutions, LLC	IRBL	Existing	Clark		Active	0	\$0	\$140,000,000	0	0	2015/12/10	Final
Catalent Pharma solutions, LLC	KEIA	New	Clark	Service & Technology	Active	38.21	\$3,550,000	\$25,000	0	15	2022/04/28	Final
Center City/Omni	TIF		Jefferson		Active	0	\$706,000,000	\$204,000,000	0	0	2007/12/27	Final

Name	Program	Location Type	County Name	Facility Type	Program Status	Average		Project Cost	Incentive Amount	Initial Jobs	New Jobs	Date of Action/yy/mm/dd	Appr Type
						Hourly Wage							
Central Motor Wheel of America, Inc.	KRA	Existing	Bourbon	Manufacturing	Active	23.96		\$2,809,456	\$1,000,000	429	0	2014/12/11	Final
Central Motor Wheel of America, Inc.	KBI	Existing	Bourbon	Manufacturing	Active	26		\$111,933,148	\$3,000,000	472	145	2019/06/27	Final
Central States Manufacturing, Inc.	KBI	New	Allen	Manufacturing	Active	22.77		\$2,015,000	\$275,000	0	19	2017/09/28	Final
Century Aluminum of Kentucky General Partnership	KBI	Existing	Hancock	Manufacturing	Active	30		\$116,500,000	\$5,500,000	229	250	2019/09/26	Final
Certified Flux Solutions, LLC	KBI	New	Butler	Manufacturing	Active	16.72		\$863,000	\$300,000	0	12	2015/07/30	Final
Challenger Lifts, Inc.	KBI	Existing	Jefferson	Manufacturing	Active	12.37		\$5,000,000	\$400,000	89	35	2018/03/29	Final
Champion Home Builders, Inc.	KBI	New	Marshall	Manufacturing	Active	20.38		\$6,297,395	\$2,250,000	0	150	2018/06/28	Final
Champion Petfoods USA, Inc.	KBI	New	Logan	Manufacturing	Active	16		\$178,255,541	\$12,000,000	0	200	2016/10/27	Final
Chapin International, Inc.	KBI	New	Rockcastle	Manufacturing	Active	17.5		\$13,900,000	\$3,750,000	0	200	2023/07/27	Final
Chewy, Inc.	KBI	New	Jefferson	Service & Technology	Active	35.64		\$7,209,770	\$1,250,000	0	300	2020/10/29	Final
Chewy, Inc.	KBI	New	Jefferson	Service & Technology	Active	26.73		\$3,545,148	\$1,000,000	393	150	2022/02/24	Final
Chopin	KEI		Madison		Active	0		\$1,800,000	\$575,000	0	55	2023/03/30	Final
Christian Academy of Lawrenceburg, Kentucky, Inc.	CSP		Anderson		Active	0		\$0	\$131,400	0	0	2015/04/28	Final
Christian County Fiscal Court	EDB		Christian	Manufacturing	Active	0		\$11,000,000	\$7,000,000	0	0	2023/01/26	Final

Name	Program	Location Type	County Name	Facility Type	Program Status	Average Hourly Wage	Project Cost	Incentive Amount	Initial Jobs	New Jobs	Date of Action/yy/mm/dd	Appri Type
CircCure Corporation	SBIR		Fayette		Active	0	\$100,000	\$100,000	0	0	2023/01/01	Final
Circusil LLC	KEIA	New	Bourbon	Manufacturing	Active	37.32	\$13,999,950	\$50,000	0	40	2023/04/27	Final
City of Brandenburg/Elevated Water Tank/BRAC # 14	EDB	Existing	Meade		Active	0	\$2,000,000	\$1,000,000	0	0	2011/01/27	Final
City of Madisonville	EDB	New	Hopkins		Active	0	\$21,791,460	\$1,104,013	0	0	2023/07/27	Final
City of Russellville	EDB	New	Logan	Manufacturing	Active	0	\$1,850,000	\$666,739	0	0	2023/06/29	Final
City of Versailles	EDB	New	Woodford	Manufacturing	Active	0	\$1,389,500	\$653,104	0	0	2023/05/25	Final
Clariant Corporation	KBI	Existing	Jefferson	Manufacturing	Active	24	\$71,800,000	\$500,000	277	27	2017/06/29	Final
Cobb Vantress, Inc.	KBI	New	Clinton	Agribusiness	Active	14.13	\$15,200,000	\$350,000	0	17	2015/06/25	Final
Coldstream Research Campus Project	TIF		Fayette		Active	0	\$199,025,029	\$4,634,000	0	0	2019/05/30	Final
Collecto, Inc.	KBI	New	Pulaski	Service & Technology	Active	11.89	\$3,923,750	\$2,000,000	0	150	2015/06/25	Final
Columbia Brands USA, LLC	KEIA		Henderson	Service & Technology	Active	19	\$3,700,000	\$100,000	195	175	2022/04/28	Final
Columbia Brands USA, LLC	KBI	Existing	Henderson	Service & Technology	Active	13.25	\$627,860	\$250,000	102	25	2021/04/29	Final
Columbia-Adair County Economic Development Authority, Inc.	EDB	New	Adair		Active	0	\$918,882	\$459,441	0	0	2023/04/27	Final
CommonSpirit Health	IRB		Fayette		Active	0	\$0		0	0	2019/06/27	Final
Commonwealth Rolled Products, Inc.	KRA	Existing	Hancock	Manufacturing	Active	22.31	\$384,456,381	\$11,000,000	783	0	2017/04/27	Final

Name	Program	Location Type	County Name	Facility Type	Program Status	Average Hourly Wage	Project Cost	Incentive Amount	Initial Jobs	New Jobs	Date of Action/yy/mm/dd	Appri Type
Comprehensive Medical Management, LLC	KBI	Existing	Campbell	Service & Technology	Active	16.21	\$754,098	\$700,000	79	150	2021/09/30	Final
Computershare Inc.	KBI	New	Jefferson	Service & Technology	Active	16.66	\$32,000,000	\$13,200,000	0	1100	2016/10/27	Final
Confluent Health, LLC	KBI	Existing	Jefferson	Headquarters	Active	31.25	\$13,688,152	\$3,500,000	100	350	2023/02/23	Final
Confluent Health, LLC	KBI	New	Jefferson	Headquarters	Active	36.5	\$1,475,000	\$400,000	0	25	2016/10/27	Final
Conner Logistics, Inc.	KBI	New	Pulaski	Non-Retail Service or Technology	Active	34.2	\$1,322,939	\$400,000	2	20	2023/06/29	Final
Constellium-UACJ ABS LLC fka Quiver Ventures, LLC	KBI	New	Warren	Manufacturing	Active	31.25	\$155,850,000	\$4,500,000	0	80	2016/10/27	Final
Consumer Cellular, Incorporated	KBI	New	Jefferson	Non-Retail Service or Technology	Active	19	\$15,510,000	\$5,500,000	0	486	2023/08/31	Final
Contemporary Amperex Technology Kentucky LLC	KEIA	New	Barren	Manufacturing	Active	20	\$97,726,571	\$1,000,000	0	350	2020/09/24	Final
Continental Mills, Inc.	KREDA	Existing	Christian	Manufacturing	Active	15.44	\$11,000,000	\$400,000	161	15	2009/03/26	Final
Continental Mills, Inc.	KREDA	Existing	Christian	Manufacturing	Active	15.65	\$3,000,000	\$300,000	185	16	2011/01/27	Final
Continental Refining Company LLC	KEIA	Existing	Pulaski	Alternative fuel or Gasification	Active	20.08	\$26,843,276	\$150,000	10	18	2021/09/30	Final
Corning Incorporated	KBI	Existing	Mercer	Manufacturing	Active	24.46	\$186,570,000	\$4,500,000	337	80	2013/09/26	Final
Corvac Composites LLC	KBI	Existing	Butler	Manufacturing	Active	12.62	\$8,100,000	\$2,000,000	90	75	2011/04/28	Final

Name	Program	Location Type	County Name	Facility Type	Program Status	Average Hourly Wage	Project Cost	Incentive Amount	Initial Jobs	New Jobs	Date of Action/yy/mm/dd	Approval Type
Court Jesters	KEI		Oldham		Active	0	\$9,470,485	\$3,313,720	0	129	2023/09/28	Final
Covenance Manufacturing LLC	KEIA		Owen	Manufacturing	Active	16	\$25,641,420	\$300,000	0	350	2022/08/25	Final
Covetrus North America, LLC	KBI	Existing	Fayette	Service & Technology	Active	12.35	\$2,670,000	\$300,000	16	31	2015/10/29	Final
Covington Central Riverfront	TIF		Kenton		Active	0	\$394,377,667	\$45,500,000	0	0	2022/05/26	Final
Creative Lodging Solutions, LLC	KBI	Existing	Fayette	Service & Technology	Active	17.11	\$5,457,310	\$1,750,000	107	120	2014/12/11	Final
Creative Realities, Inc.	KBI	Existing	Jefferson	Service & Technology	Active	21.33	\$1,812,000	\$500,000	2	32	2017/08/31	Final
Credit Bureau Systems, Inc.	KBI	Existing	McCracken	Service	Active	13	\$1,674,401	\$300,000	192	40	2017/12/07	Final
Creosalus Inc.	SBIR		Jefferson		Active	0	\$149,699	\$149,699	0	0	2022/07/01	Final
Critchfield Meats, Inc.	CSP		Fayette		Active	0	\$0	\$211,543	0	0	2015/10/07	Final
Crittenden Community Hospital, LLC	KRHLP		Crittenden	Non Profit Hospital	Active	0	\$1,700,639	\$998,392	121	0	2022/06/30	Final
Cumberland Cooperage, LLC	KBI	New	Laurel	Manufacturing	Active	12.5	\$20,250,000	\$1,875,000	90	75	2019/08/29	Final
Cumberland Recycling Group, LLC	KREDA	New	Logan		Active	11.61	\$4,100,000	\$500,000	0	18	2009/03/26	Final
Custom Food Products, LLC	KBI	Existing	Bath	Manufacturing	Active	12.47	\$54,868,764	\$13,000,000	184	350	2016/04/28	Final
Custom Resins, Inc.	KBI	Existing	Henderson	Manufacturing	Active	14.5	\$12,250,000	\$700,000	54	40	2021/01/28	Final
D & B Truck and Equipment Sales, LLC	KBI	Existing	Barren	Manufacturing	Active	15	\$575,000	\$400,000	29	50	2018/12/13	Final
DAE-IL USA, Inc.	KBI	New	Calloway	Manufacturing	Active	15	\$50,000,000	\$3,000,000	0	120	2021/12/09	Final

Name	Program	Location Type	County Name	Facility Type	Program Status	Average Hourly Wage	Project Cost	Incentive Amount	Initial Jobs	New Jobs	Date of Action/yy/mm/dd	Appri Type
DC Logistics Inc.	CSP		Carroll		Active	0	\$0	\$18,750	0	0	2013/07/30	Final
DDS Cisaplast USA LLC	KBI	Existing	Todd	Manufacturing	Active	18	\$1,600,000	\$1,000,000	25	50	2022/10/27	Final
DE/TAC Properties Limited Liability Partnership	CSP		Kenton		Active	0	\$0	\$26,350	0	0	2021/10/08	Final
DE/TAC Properties, LLP-KSBCI-11-7-2022	CSP		Wolfe		Active	0	\$0	\$83,520	0	0	2023/01/09	Final
DENIOS, Inc.	KBI	Existing	Jefferson	Manufacturing	Active	14.94	\$2,350,000	\$215,000	34	14	2012/12/13	Final
DENSO Air Systems Michigan Inc.	KBI	Existing	Christian	Manufacturing	Active	14.28	\$8,953,000	\$900,000	105	45	2022/04/28	Final
DG Distribution Midwest, LLC	KBI	New	Boone	Service & Technology	Active	16	\$72,117,187	\$750,000	0	250	2022/05/26	Final
DG Fresh Distribution TX, LLC	KBI	New	Warren	Service & Technology	Active	16	\$31,671,843	\$750,000	0	65	2022/05/26	Final
DHL Express (USA), Inc.	KEIA	Existing	Boone	Non-Retail Service or Technology	Active	31.58	\$174,812,000	\$1,000,000	3721	86	2023/07/27	Final
DHL Express (USA), Inc.	KBI	Existing	Kenton	Service & Technology	Active	13.3	\$46,942,793	\$1,500,000	512	120	2013/12/12	Final
DHL Express (USA), Inc.	KBI	Existing	Boone	Service & Technology	Active	18.91	\$148,358,344	\$1,400,000	881	181	2016/03/31	Final
DPL Financial Partners, LLC	KBI	Existing	Jefferson	Service & Technology	Active	55	\$3,600,000	\$600,000	4	40	2020/03/26	Final
DRC Industries, Inc.	KBI	Existing	Carroll	Manufacturing	Active	15	\$650,000	\$250,000	11	25	2015/05/28	Final
Dajcor Aluminum Inc.	KBI	New	Perry	Manufacturing	Active	17	\$30,692,354	\$4,000,000	0	265	2022/12/08	Final

Name	Program	Location Type	County Name	Facility Type	Program Status	Average Hourly Wage	Project Cost	Incentive Amount	Initial Jobs	New Jobs	Date of Action/yy/mm/dd	App Type
Dana Driveshaft Manufacturing, LLC	KBI	Existing	Jefferson	Manufacturing	Active	20.43	\$5,168,870	\$2,000,000	95	117	2015/06/25	Final
Dana Light Axle Manufacturing, LLC	KBI	Existing	Grant	Manufacturing	Active	16.47	\$17,000,000	\$1,700,000	327	100	2017/06/29	Final
Dana Sealing Manufacturing, LLC	KBI	Existing	Boyle	Manufacturing	Active	15.05	\$4,602,000	\$3,750,000	135	174	2014/04/24	Final
Dandelion	KEI		Boone		Active	0	\$1,104,384	\$353,813	0	164	2022/07/28	Final
Danieli Corporation	KBI	Existing	Boyd	Manufacturing	Active	30	\$12,250,000	\$1,250,000	3	53	2021/07/29	Final
Danimer Scientific Kentucky, Inc.	KBI	New	Clark	Manufacturing	Active	25.79	\$57,799,361	\$1,500,000	0	37	2020/05/28	Final
Danimer Scientific Kentucky, Inc.	KEIA	New	Clark	Manufacturing	Active	25.79	\$36,244,167	\$175,000	0	37	2018/08/30	Final
Dart Container Corporation of Kentucky	KBI	Existing	Hart	Manufacturing	Active	12.51	\$22,950,000	\$300,000	1435	30	2016/07/28	Final
Deaconess Union County Hospital, Inc.	KRHLP		Union	Public Hospital	Active	0	\$2,906,777	\$1,000,000	90	0	2023/01/26	Final
DecoArt, LLC.	KBI	Existing	Lincoln	Service & Technology	Active	17.54	\$1,309,588	\$720,000	135	85	2019/06/27	Final
Degranin Therapeutics, LLC	SBIR		Jefferson		Active	0	\$100,000	\$100,000	0	0	2023/07/01	Final
Delta Faucet Company	KBI	Existing	Butler	Manufacturing	Active	12.65	\$400,000	\$400,000	173	20	2013/06/27	Final
Delta T Corporation dba Big Ass Solutions	KBI	Existing	Fayette	Headquarters	Active	21.64	\$10,700,000	\$6,500,000	201	562	2017/01/26	Final
Denso Air Systems Michigan, Inc.	KBI	New	Christian	Manufacturing	Active	13.72	\$4,250,000	\$2,450,000	0	105	2013/02/28	Final

Name	Program	Location Type	County Name	Facility Type	Program Status	Average Hourly Wage	Project Cost	Incentive Amount	Initial Jobs	New Jobs	Date of Action/ yy/mm/dd	Appr Type
Denyo Manufacturing Corporation	KBI	Existing	Boyle	Manufacturing	Active	13	\$8,676,000	\$600,000	139	45	2020/02/27	Final
DesiCorp Inc.	SBIR		Jefferson		Active	0	\$99,938	\$99,938	0	0	2023/07/01	Final
Desperation Road	KEI		Jefferson		Active	0	\$4,585,992	\$1,401,906	0	261	2022/08/25	Final
Destination Heaven	KEI		Jessamine		Active	0	\$1,494,907	\$475,618	0	92	2022/05/26	Final
Diageo Americas Supply, Inc.	KEIA	New	Marion	Manufacturing	Active	28.66	\$130,000,000	\$1,500,000	0	30	2018/12/13	Final
Diageo Americas Supply, Inc.	KBI	New	Marion	Manufacturing	Active	28.66	\$153,324,188	\$2,500,000	0	30	2023/01/26	Final
Dippin' Dots L.L.C.	KBI	Existing	McCracken	Manufacturing	Active	14	\$3,143,000	\$500,000	57	30	2014/12/11	Final
Distilled Spirits Epicenter, LLC	KBI	New	Jefferson	Manufacturing	Active	17.55	\$140,671	\$130,000	24	20	2022/12/08	Final
Distilled Spirits Epicenter, LLC	KEIA	Existing	Jefferson	Manufacturing	Active	17.55	\$2,000,000	\$30,000	26	20	2017/06/29	Final
Diversey, Inc.	KEIA	New	Kenton	Manufacturing	Active	19.83	\$86,133,330	\$300,000	0	150	2021/06/24	Final
Domtar Paper Company, LLC	KEIA	Existing	Hancock	Manufacturing	Active	31.2	\$55,000,000	\$100,000	366	0	2023/04/27	Final
Domtar Paper Company, LLC	KRA	Existing	Hancock	Manufacturing	Active	43.27	\$14,673,946	\$1,000,000	460	0	2018/05/31	Final
Double D Group, LLC	KEIA		Muhlenberg	Manufacturing	Active	18	\$41,500,000	\$100,000	3	200	2022/10/27	Final
Downstream: Bluegrass Tour 2023	KEI		Fayette		Active	0	\$30,000	\$10,234	0	8	2023/06/29	Final
Downtown Owensboro Riverfront	TIF		Daviess		Active	0	\$153,898,990	\$24,500,000	0	0	2016/12/08	Final
Dr. Schneider Automotive Systems, Inc.	KBI	New	Russell	Manufacturing	Active	13.51	\$42,810,000	\$7,000,000	0	300	2015/06/25	Final

Name	Program	Location Type	County Name	Facility Type	Program Status	Average Hourly Wage	Project Cost	Incentive Amount	Initial Jobs	New Jobs	Date of Action/yy/mm/dd	Appr Type
Drs. Burch, Renshaw, Wix & Associates, P.S.C.	CSP		Franklin		Active	0	\$0	\$250,000	0	0	2017/06/23	Final
E. D. Bullard Company	KBI	Existing	Harrison	Manufacturing	Active	16.1	\$1,090,000	\$300,000	227	10	2014/01/30	Final
EZ Pack Refuse Hauling Solutions, LLC dba Commercial Speciality Truck Holdings	KBI	Existing	Harrison	Manufacturing	Active	17	\$6,685,200	\$2,400,000	210	100	2019/06/27	Final
EZ Pack Refuse Hauling Solutions, LLC dba Commercial Specialty Truck Holdings	KBI	Existing	Harrison	Manufacturing	Active	14.38	\$2,125,738	\$2,000,000	90	80	2016/04/28	Final
EZ Way	KEI		Kenton		Active	0	\$3,976,118	\$1,254,887	0	635	2022/04/28	Final
Eby-Brown Company, LLC	KBI	New	Bullitt	Service & Technology	Active	14.54	\$36,909,975	\$2,400,000	16	245	2017/06/29	Final
Echos	KEI		Oldham		Active	0	\$3,337,521	\$1,162,525	0	100	2022/12/08	Final
El Toro.com, LLC	KBI	Existing	Jefferson	Service & Technology	Active	27	\$11,106,000	\$7,500,000	15	400	2017/10/26	Final
Embedded TV Series	KEI		Jefferson		Active	0	\$832,890	\$264,930	0	15	2022/06/30	Final
Emerald Energy and Exploration Land Company	KEIA	New	Magoffin	Non-Retail Service or Technology	Active	15	\$1,400,000	\$15,000	25	25	2022/09/29	Final
Emerson Electric Co.	KBI	Existing	Logan	Manufacturing	Active	17.25	\$16,151,000	\$700,000	225	55	2019/02/07	Final
Engi-Mat Co.	KBI	New	Fayette	Technology	Active	22.48	\$1,601,800	\$550,000	0	50	2012/07/26	Final
EnviroFlight LLC	KEIA	New	Mason	Agribusiness	Active	18.75	\$19,775,000	\$100,000	44	40	2020/12/10	Final
Enviroflight LLC	KBI	New	Mason	Manufacturing	Active	21.5	\$32,000,000	\$750,000	0	30	2017/06/29	Final

Name	Program	Location Type	County Name	Facility Type	Program Status	Average Hourly Wage	Project Cost	Incentive Amount	Initial Jobs	New Jobs	Date of Action/yy/mm/dd	App Type
Envision AESC Bowling Green, LLC	Direct	New	Warren	Manufacturing	Active	28.74	\$2,000,000,000	\$116,800,000	0	2000	2022/12/08	Final
EquiLottery LLC	Angel	Existing	Jefferson		Active	0	\$0	\$25,000	0	0	2023/09/28	Final
EquiLottery LLC	Angel	Existing	Jefferson		Active	0	\$0	\$25,000	0	0	2023/09/28	Final
Ernst & Young U.S. LLP	KBI	Existing	Jefferson	Service	Active	21.5	\$10,239,410	\$1,250,000	75	157	2019/06/27	Final
Ervin Cable Construction of Florida, LLC	KBI	Existing	Union	Headquarters	Active	15.4	\$511,000	\$200,000	59	20	2019/08/29	Final
Estron Chemicals, Inc.	KRA	Existing	Marshall	Manufacturing	Active	17	\$5,474,908	\$800,000	53	0	2017/10/26	Final
Ethos Holding Corp.	KEIA	Existing	Campbell	Non-Retail Service or Technology	Active	16.5	\$2,279,000	\$100,000	326	0	2022/03/31	Final
Ethos Holding Corp.	KBI	New	Campbell	Service & Technology	Active	20	\$2,653,469	\$500,000	0	45	2015/12/10	Final
Eurofins Genomics, LLC	KBI	New	Jefferson	Manufacturing	Active	21	\$12,434,969	\$2,300,000	0	130	2014/08/28	Final
Excel Mining, LLC	KIRA	New	Pike	Manufacturing	Active	26.33	\$73,600,000	\$6,000,000	210	0	2020/10/29	Final
Experience Tech, LLC	Angel	Existing	Jefferson		Active	0	\$0	\$2,500	0	0	2023/08/31	Final
Experience Tech, LLC	Angel	Existing	Jefferson		Active	0	\$0	\$12,500	0	0	2023/09/28	Final
F&B Properties LLC	CSP		Fayette		Active	0	\$0	\$142,500	0	0	2018/10/18	Final
F&E Aircraft Maintenance (Miami) LLC	KEIA	New	Boone	Non-Retail Service or Technology	Active	35	\$40,200,000	\$300,000	280	124	2022/03/31	Final
Fabletics, Inc. (fka TechStyle, Inc.)	KBI	New	Jefferson	Service & Technology	Active	16.2	\$25,040,280	\$3,500,000	0	430	2015/07/30	Final

Name	Program	Location Type	County Name	Facility Type	Program Status	Average Hourly Wage	Project Cost	Incentive Amount	Initial Jobs	New Jobs	Date of Action/yy/mm/dd	Appr Type
Facilities Management Services, P.B.C.	KBI	Existing	Jefferson	Headquarters	Active	14	\$1,275,000	\$450,000	144	54	2017/12/07	Final
Faith Holdings LLC	CSP		Fayette		Active	0	\$0	\$456,000	0	0	2017/04/27	Final
Faurecia Interiors Louisville, LLC f.k.a. Faurecia Interior Systems, Inc.	KBI	New	Jefferson	Manufacturing	Active	17.78	\$33,630,687	\$11,500,000	0	425	2012/05/31	Final
Federal-Mogul Motorparts LLC	KBI	Existing	Barren	Manufacturing	Active	22.04	\$21,443,000	\$960,000	163	40	2021/12/09	Final
Ferrara Candy Company	KBI	Existing	Boone	Manufacturing	Active	24.12	\$19,150,000	\$2,000,000	140	75	2015/03/26	Final
Fetal Life, LLC	SBIR		Jefferson		Active	0	\$149,520	\$149,520	0	0	2023/07/01	Final
Fibonacci, LLC	KBI	New	Calloway	Manufacturing	Active	16	\$5,809,716	\$300,000	0	25	2020/04/30	Final
Finding Love in Sisters OR	KEI		Warren		Active	0	\$541,213	\$177,919	0	28	2022/08/25	Final
Firestone Industrial Products Company, LLC	EDB	Existing	Whitley	Manufacturing	Active	18.39	\$50,889,000	\$150,000	402	250	2022/04/28	Final
Firestone Industrial Products Company, LLC	KEIA	Existing	Whitley	Manufacturing	Active	18.39	\$50,889,000	\$350,000	505	250	2021/05/27	Final
Fischbach USA Inc.	KBI	Existing	Hardin	Manufacturing	Active	16.5	\$4,610,000	\$190,000	97	11	2021/01/28	Final
Fischbach USA, Inc.	KRA	Existing	Hardin	Manufacturing	Active	17.31	\$4,013,814	\$2,000,000	76	0	2013/09/26	Final
Fives Intralogistics Corp	KBI	Existing	Jefferson	Manufacturing	Active	36.06	\$17,436,725	\$3,000,000	91	370	2021/05/27	Final

Name	Program	Location Type	County Name	Facility Type	Program Status	Average		Project Cost	Incentive Amount	Initial Jobs	New Jobs	Date of Action/yy/mm/dd	Appr Type
						Hourly Wage							
Flemingburg-Fleming County Industrial Development Authority	EDB	New	Fleming	Manufacturing	Active	0		\$733,140	\$366,570	0	0	2023/07/27	Final
Flex Films (USA) Inc.	KEIA	Existing	Hardin	Manufacturing	Active	16.88		\$7,416,440	\$70,000	0	10	2022/04/28	Final
Flex Films (USA) Inc.	KBI	New	Hardin	Manufacturing	Active	16		\$150,000,000	\$20,000,000	0	250	2013/04/25	Final
Flottweg Separation Technology, Inc.	KEIA	Existing	Boone	Manufacturing	Active	30		\$1,750,000	\$50,000	50	12	2022/04/28	Final
Flottweg Separation Technology, Inc.	KBI	Existing	Boone	Manufacturing	Active	22.5		\$2,500,000	\$150,000	37	12	2019/04/25	Final
Ford Motor Company	KJRA	Existing	Jefferson	Manufacturing	Active	0		\$2,950,000,000	\$355,000,000	9300	2700	2007/11/27	Final
Fort Dearborn Company	KBI	Existing	Jefferson	Manufacturing	Active	26.02		\$22,942,930	\$1,400,000	113	90	2023/07/27	Final
Fort Mitchell Gateway	TIF		Kenton		Active	0		\$134,900,440	\$13,674,000	0	0	2018/06/28	Final
Fountains at Palomar	TIF		Fayette		Active	0		\$46,877,436	\$634,000	0	0	2019/10/31	Final
Four O Corporation	KBI	New	Boone	Service & Technology	Active	24.03		\$6,723,400	\$200,000	0	25	2020/06/25	Final
Four Roses Distillery LLC	KEIA		Bullitt	Manufacturing	Active	20.57		\$23,149,731	\$300,000	64	14	2022/05/26	Final
Four Roses Distillery LLC	KBI	Existing	Anderson	Manufacturing	Active	30.16		\$34,130,000	\$350,000	59	15	2018/04/26	Final
Franklin Simpson County Industrial Authority	EDB		Simpson		Active	0		\$2,700,000	\$2,400,000	0	0	2023/01/26	Final
Franklin-Simpson Industrial Authority	EDB	New	Simpson		Active	0		\$505,000	\$252,500	0	0	2023/04/27	Final

Name	Program	Location Type	County Name	Facility Type	Program Status	Average Hourly Wage	Project Cost	Incentive Amount	Initial Jobs	New Jobs	Date of Action/yy/mm/dd	Appr Type
Fresh Bourbon Inc. dba Edwards Spirit Company	KEIA	New	Fayette	Manufacturing	Active	17.5	\$5,400,000	\$125,000	2	15	2019/12/12	Final
Fritz Winter NA	IRBL	New	Simpson		Active	0	\$0	\$200,000,000	0	0	2015/12/10	Final
Fritz Winter North America LP	KBI	New	Simpson	Manufacturing	Active	19	\$193,720,000	\$5,000,000	0	265	2020/01/30	Final
Fritz Winter North America LP/City of Franklin	EDB		Simpson	Manufacturing	Active	0	\$193,720,000	\$1,000,000	0	265	2018/05/31	Final
Froedge Machine & Supply Co., Inc.	KBI	Existing	Monroe	Manufacturing	Active	12.14	\$852,000	\$460,000	27	20	2014/12/11	Final
Frontier Veterinary Services, LLC	CSP		Todd		Active	0	\$0	\$37,499	0	0	2015/04/03	Final
Frost-Arnett Company	KBI	Existing	Taylor	Service & Technology	Active	10.5	\$621,000	\$300,000	121	70	2019/02/07	Final
Fruehauf Inc.	KBI	New	Warren	Manufacturing	Active	18.5	\$12,700,938	\$4,000,000	0	288	2022/09/29	Final
Fuel Total Systems Kentucky Corporation	KREDA	New	Marion	Manufacturing	Active	14.98	\$38,000,000	\$2,500,000	0	100	2008/06/26	Final
Fuel Total Systems Kentucky Corporation	KBI	Existing	Marion	Manufacturing	Active	14.44	\$48,132,000	\$1,500,000	100	63	2016/07/28	Final
Funai Lexington Technology Corporation	KEIA	Existing	Fayette	Service & Technology	Active	22	\$6,078,096	\$200,000	42	2	2021/12/09	Final
Funai Lexington Technology Corporation	KBI	New	Fayette	Service & Technology	Active	48.08	\$4,291,430	\$1,240,000	0	50	2015/12/10	Final
G. J. Burkhart, Inc. dba Fry Fastening Systems	KEIA	Existing	Boone	Non-Retail Service or Technology	Active	18	\$3,004,000	\$60,000	0	3	2021/10/28	Final

Name	Program	Location Type	County Name	Facility Type	Program Status	Average Hourly Wage	Project Cost	Incentive Amount	Initial Jobs	New Jobs	Date of Action/yy/mm/dd	Appr Type
GBC Enterprises, LLC	CSP		Jefferson		Active	0	\$0	\$360,000	0	0	2017/01/26	Final
GGML Holdings, LLC KSBCI 2/7/2023	CSP		Fayette		Active	0	\$0	\$207,360	0	0	2023/03/31	Final
GameStop, Inc.	KBI	Existing	Bullitt	Service & Technology	Active	12.5	\$22,571,310	\$2,500,000	148	172	2017/05/25	Final
Gateway Commons	TIF		Daviess		Active	0	\$198,857,200	\$20,571,000	0	0	2016/10/27	Final
Gen Nine, Inc.	SBIR		Kenton		Active	0	\$100,000	\$100,000	0	0	2022/07/01	Final
General Cable Industries, Inc.	KBI	Existing	Anderson	Manufacturing	Active	21.98	\$19,230,000	\$2,000,000	226	100	2017/09/28	Final
General Motors LLC	KBI	Existing	Warren	Manufacturing	Active	29	\$131,121,000	\$12,000,000	430	600	2013/03/28	Final
General Motors LLC	KBI	Existing	Warren	Manufacturing	Active	15.78	\$198,260,000	\$3,000,000	1030	270	2020/07/30	Final
Generation Tux, Inc.	KBI	New	Jefferson	Service & Technology	Active	18	\$15,279,000	\$2,500,000	0	300	2017/07/27	Final
Gentis Solutions, LLC	KBI	New	Kenton	Headquarters	Active	26	\$2,210,000	\$500,000	0	80	2021/10/28	Final
Georgia-Pacific Consumer Operations LLC	IRBL	Existing	Warren	Manufacturing	Active	0	\$95,000,000	\$95,000,000	155	50	2019/09/26	Final
Ghost Catchers	KEI		Oldham		Active	0	\$9,470,485	\$3,313,720	0	96	2023/09/28	Final
Givaudan Flavors Corporation	KBI	Existing	Boone	Manufacturing	Active	27.03	\$20,800,000	\$200,000	135	20	2021/07/29	Final
Glitterball Documentary	KEI		Madison		Active	0	\$1,142,862	\$350,859	0	25	2022/09/29	Final
Global Mail, Inc. dba DHL eCommerce Solutions	KEIA	New	Boone	Service & Technology	Active	22.9	\$55,000,000	\$1,500,000	279	75	2021/09/30	Final
GoWild Alpha Inc.	Angel	Existing	Jefferson		Active	0	\$0	\$62,500	0	0	2023/09/28	Final

Name	Program	Location Type	County Name	Facility Type	Program Status	Average Hourly Wage	Project Cost	Incentive Amount	Initial Jobs	New Jobs	Date of Action/yy/mm/dd	Appri Type
Good Friends	KEI		Oldham		Active	0	\$7,276,123	\$2,528,578	0	86	2023/03/30	Final
Goose Creek Candles, LLC L.L.C.	KBI	Existing	Casey	Service & Technology	Active	13	\$2,886,444	\$300,000	13	60	2022/02/24	Final
Grace Community Health Center, Inc.	CSP		Knox		Active	0	\$0	\$120,000	0	0	2014/03/06	Final
Graham Packaging Company, L.P.	KBI	Existing	Warren	Manufacturing	Active	23.29	\$22,000,000	\$1,200,000	0	68	2016/09/29	Final
Green Bomber Kentucky, LLC	KEIA	New	Garrard	Agribusiness	Active	14	\$9,000,000	\$135,000	0	40	2020/01/30	Final
Green Economic Team, Inc. of Greensburg, Green County	EDB	New	Green	Manufacturing	Active	0	\$591,600	\$269,957	0	0	2023/05/25	Final
Green River Meats, LLC	KBI		Taylor		Active	19	\$2,315,800	\$550,000	0	25	2023/06/29	Final
Green Solutions Landcare, LLC	CSP		Fayette	Service	Active	0	\$0	\$250,000	0	0	2019/11/26	Final
Green Tokai Limited Co.	KBI	Existing	Mason	Manufacturing	Active	13.55	\$4,350,000	\$500,000	203	24	2017/07/27	Final
GreenTree Forest Products, Inc.	KBI	Existing	Fleming	Manufacturing	Active	12.03	\$2,200,000	\$200,000	50	10	2019/02/07	Final
Greenfield Grain, LLC	KEIA		Henderson	Agribusiness	Active	32	\$37,977,675	\$300,000	0	15	2022/04/28	Final
Greetings from the Cellar	KEI		Franklin		Active	0	\$200,000	\$60,000	0	22	2023/05/25	Final
Greif Packaging LLC dba Multicorr	KBI	Existing	Jefferson	Manufacturing	Active	25.98	\$17,902,456	\$250,000	76	17	2022/06/30	Final
Gryphon Environmental, Inc.	KBI	Existing	Davless		Active	28.85	\$1,760,040	\$400,000	7	20	2021/09/30	Final
HB Molding, Inc.	KBI	Existing	Jefferson	Manufacturing	Active	22	\$1,637,653	\$225,000	75	20	2022/02/24	Final

Name	Program	Location Type	County Name	Facility Type	Program Status	Average Hourly Wage	Project Cost	Incentive Amount	Initial Jobs	New Jobs	Date of Action/yy/mm/dd	Appr Type
HB Sealing Products Inc.	KBI	New	Jefferson	Service & Technology	Active	19.89	\$13,364,156	\$1,200,000	0	80	2021/12/09	Final
HDT Expeditionary Systems, Inc.	KBI	Existing	Boone	Manufacturing	Active	21.25	\$14,504,000	\$2,000,000	66	113	2021/03/25	Final
HHO Carbon Clean Systems LLC	KBI		McCracken	Manufacturing	Active	25	\$6,120,000	\$600,000	0	35	2023/05/25	Final
HHO Carbon Clean Systems LLC	KEIA		McCracken	Manufacturing	Active	25	\$6,650,000	\$50,000	0	35	2022/06/30	Final
HVAC Distributing LLC	KBI	Existing	Graves	Service & Technology	Active	14.69	\$7,000,000	\$1,750,000	111	175	2023/09/28	Final
Hafendorfer Machine, Inc.	KBI	Existing	Jefferson	Manufacturing	Active	15.75	\$5,900,000	\$275,000	44	29	2019/08/29	Final
Haier US Appliances Solutions, Inc. dba GE Appliances	KJRA	Existing	Jefferson	Manufacturing	Active	21	\$727,000,000	\$80,000,000	0	8400	2018/09/27	Final
Halton Company	KREDA	Existing	Allen	Manufacturing	Active	16.63	\$2,200,000	\$1,500,000	80	70	2007/09/27	Final
Harbor Steel & Supply Corporation	KEIA	New	Warren	Manufacturing	Active	21.03	\$8,000,000	\$100,000	0	25	2021/09/30	Final
Hardin County Fiscal Court/HCWD # 2 - Nolin Sewer Collection BRAC #20	EDB	Existing	Hardin		Active	0	\$16,000,000	\$16,000,000	0	0	2011/01/27	Final
Haunted Discoveries - Family Spirits	KEI		Oldham		Active	0	\$11,515,419	\$3,967,914	0	160	2022/12/08	Final

Name	Program	Location Type	County Name	Facility Type	Program Status	Average Hourly Wage	Project Cost	Incentive Amount	Initial Jobs	New Jobs	Date of Action/yy/mm/dd	Appr Type
Haunted Discoveries - Ghosts of Appalachia	KEI		Oldham		Active	0	\$0		0	0	2023/09/28	Final
Hayashi Telempu North America Corporation	KBI	New	Franklin	Manufacturing	Active	13	\$10,724,250	\$1,300,000	0	103	2016/12/08	Final
HeXalayer, LLC	SBIR		Jefferson		Active	0	\$149,159	\$149,151	0	0	2023/07/01	Final
HealthTech Solutions, Inc. dba OmniLife	SBIR		Fayette		Active	0	\$125,000	\$125,000	0	0	2021/07/01	Final
Healthcare Asset Network, INC d.b.a. HANDLE	KBI	Existing	Jefferson	Non-Retail Service or Technology	Active	43	\$4,041,182	\$1,400,000	15	80	2021/09/30	Final
Heaven Hill Distilleries, Inc.	KEIA	Existing	Nelson	Manufacturing	Active	0	\$12,926,424	\$100,000	557	0	2021/12/09	Final
Heaven Hill Distilleries, Inc.	KEIA	New	Nelson	Manufacturing	Active	25.86	\$135,454,736	\$250,000	381	38	2022/03/31	Final
Heaven Hill Distilleries, Inc.	KEIA		Nelson	Manufacturing	Active	25.86	\$17,405,000	\$50,000	585	15	2023/02/23	Final
Heaven Hill Distilleries, Inc.	KBI	Existing	Nelson	Manufacturing	Active	20.97	\$10,230,033	\$300,000	397	10	2014/06/26	Final
Heaven Hill Distilleries, Inc.	KBI	New	Jefferson	Manufacturing	Active	22.5	\$10,200,000	\$400,000	1	20	2015/10/29	Final
Heaven Hill Distilleries, Inc.	IRBL	Existing	Nelson	Manufacturing	Active	0	\$29,000,000	\$29,000,000	413	0	2016/06/30	Final
Heaven Hill Distilleries, Inc.	KEIA	Existing	Nelson	Tourism	Active	14	\$17,500,000	\$250,000	428	10	2018/12/13	Final
Hendrickson USA, L.L.C.	KBI	Existing	Pulaski	Manufacturing	Active	12.54	\$7,942,000	\$3,200,000	175	160	2012/09/27	Final

Name	Program	Location Type	County Name	Facility Type	Program Status	Average Hourly Wage	Project Cost	Incentive Amount	Initial Jobs	New Jobs	Date of Action/yy/mm/dd	Appr Type
Hendrickson USA, L.L.C. (DBA Hendrickson Trailer Commercial Vehicle Systems)	KBI	New	Hardin	Manufacturing	Active	14	\$27,653,000	\$1,950,000	0	96	2018/01/25	Final
Hendrickson USA, LLC	KBI	Existing	Pulaski	Manufacturing	Active	14	\$2,843,500	\$2,010,000	392	80	2015/06/25	Final
Hendrickson USA, LLC (DBA Hendrickson Truck Commerical Vehicle Systems)	KBI	Existing	Marion	Manufacturing	Active	15.17	\$11,856,322	\$1,500,000	123	60	2017/07/27	Final
Hera Testing Laboratories, Inc. dba Hera BioLabs, Inc.	KEIA	Existing	Fayette	Service & Technology	Active	40	\$6,630,000	\$45,000	14	20	2022/04/28	Final
Heritage Millworks, LLC	KBI	New	Powell	Manufacturing	Active	12.9	\$6,955,000	\$2,500,000	0	130	2015/01/29	Final
Heritage Millworks, LLC dba Powell Valley Millwork	KBI	Existing	Montgomery	Manufacturing	Active	15.5	\$4,415,000	\$1,500,000	61	70	2022/03/31	Final
Hickman County Fiscal Court	EDB	New	Hickman	Manufacturing	Active	0	\$153,128	\$76,564	0	0	2023/05/25	Final
Hicks-Blaydes Farm, LLC	CSP		Woodford		Active	0	\$0	\$58,930	0	0	2016/04/11	Final
Highlands Diversified Services, Inc.	KBI	Existing	Laurel	Manufacturing	Active	10.35	\$3,925,407	\$650,000	201	65	2022/09/29	Final
Hitachi Astemo Americas, Inc.	KEIA	Existing	Madison	Manufacturing	Active	19.78	\$153,053,000	\$200,000	992	167	2023/03/30	Final
Hitron Technologies Inc.	SBIR		Fayette		Active	0	\$125,000	\$125,000	0	0	2021/07/01	Final
Hogan Lovells US LLP	KBI	New	Jefferson	Service & Technology	Active	27	\$8,900,000	\$4,000,000	0	250	2018/02/22	Final

Name	Program	Location Type	County Name	Facility Type	Program Status	Average Hourly Wage	Project Cost	Incentive Amount	Initial Jobs	New Jobs	Date of Action/yy/mm/dd	Appr Type
Holley Performance Products, Inc.	KBI	Existing	Warren	Manufacturing	Active	31	\$2,455,000	\$800,000	237	40	2018/02/22	Final
Holley Performance Products, Inc.	KBI	New	Warren	Manufacturing	Active	16.32	\$10,211,110	\$2,500,000	410	134	2020/04/30	Final
Horntak	KEI		Franklin		Active	0	\$349,380	\$122,283	0	100	2023/07/27	Final
Hoskin & Muir, Inc.	KBI	Existing	Jefferson	Manufacturing	Active	15.5	\$5,600,000	\$450,000	127	30	2014/06/26	Final
Hotel NuLu	TIF		Jefferson		Active	0	\$72,998,230	\$4,312,000	0	0	2015/06/25	Final
House Foods America Corporation	KEIA	New	Jefferson	Manufacturing	Active	22.39	\$146,300,000	\$2,000,000	0	109	2021/04/29	Final
Hummingbird Nano, Inc.	SBIR		Jessamine		Active	0	\$80,000	\$80,000	0	0	2022/01/01	Final
Hydro-Gear Limited Partnership	KBI	Existing	Caldwell	Manufacturing	Active	12	\$2,550,000	\$800,000	144	40	2018/05/31	Final
Hyster-Yale Group, Inc.	KEIA		Madison	Manufacturing	Active	0	\$33,727,000	\$100,000	0	0	2022/12/08	Final
Hyster-Yale Group, Inc.	KRA	Existing	Madison	Manufacturing	Active	20.02	\$3,430,126	\$1,719,630	654	0	2016/05/26	Final
IDEXX Distribution, Inc.	KBI	New	Jefferson	Service	Active	25	\$6,050,000	\$1,000,000	0	100	2019/06/27	Final
IJW Whiskey Company, LLC	KEIA	New	Shelby	Manufacturing	Active	25	\$200,000,000	\$1,000,000	0	99	2022/08/25	Final
INFAC North America Inc	KBI	Existing	Taylor	Manufacturing	Active	13	\$58,607,317	\$3,000,000	123	210	2023/06/29	Final
INFAC North America, Inc.	KBI	Existing	Taylor	Manufacturing	Active	10.34	\$2,574,710	\$1,000,000	10	72	2010/09/30	Final
INOAC Group North America, LLC	KBI	Existing	Washington	Manufacturing	Active	14.41	\$8,510,784	\$1,500,000	258	82	2014/10/30	Final

Name	Program	Location Type	County Name	Facility Type	Program Status	Average	Project Cost	Incentive Amount	Initial Jobs	New Jobs	Date of Action/yy/mm/dd	Appr Type
						Hourly Wage						
ISCO Industries, Inc.	KBI	Existing	Jefferson	Manufacturing	Active	19.25	\$5,570,780	\$120,000	119	12	2023/01/26	Final
ISP Chemicals LLC	KEIA	Existing	Marshall	Manufacturing	Active	35.4	\$24,000,000	\$150,000	340	10	2021/12/09	Final
Immersive Audiology, Inc	Angel	Existing	Jefferson		Active	0	\$0	\$6,250	0	0	2023/09/28	Final
In The Ring	KEI		Jefferson		Active	0	\$126,900	\$43,420	0	8	2023/06/29	Final
Independent Stave Company, LLC	KBI	New	Rowan	Manufacturing	Active	19.19	\$64,092,860	\$3,000,000	0	220	2023/02/23	Final
Infiltrator Water Technologies, LLC	KBI	Existing	Clark	Manufacturing	Active	21.73	\$67,410,493	\$1,200,000	227	80	2020/07/30	Final
Infiltrator Water Technologies, LLC	KEIA	Existing	Clark	Manufacturing	Active	21.19	\$157,600,000	\$750,000	304	96	2021/03/25	Final
Initiation Nightmare	KEI		Fayette		Active	0	\$323,672	\$113,285	0	28	2023/04/27	Final
Innovative Manufacturing Services, Inc.	KBI	Existing	Barren	Manufacturing	Active	24.97	\$710,000	\$500,000	3	25	2016/12/08	Final
Inplast Industries USA, LLC dba Plastikon Industries	KBI	Existing	Grayson	Manufacturing	Active	12.73	\$10,300,000	\$1,050,000	231	65	2019/07/25	Final
Inquiry Technologies, LLC	SBIR		Laurel		Active	0	\$125,000	\$125,000	0	0	2021/07/01	Final
Integrated Metal Solutions, LLC	KBI	Existing	Hopkins	Manufacturing	Active	12	\$220,000	\$100,000	47	11	2016/12/08	Final
Integrated Security Solutions, LLC	KBI	Existing	Jessamine	Service & Technology	Active	17.5	\$2,025,000	\$200,000	10	10	2015/03/26	Final
Integrity Express Logistics LLC	KBI	New	Kenton	Service & Technology	Active	21	\$820,000	\$200,000	0	30	2019/09/26	Final

Name	Program	Location Type	County Name	Facility Type	Program Status	Average Hourly Wage	Project Cost	Incentive Amount	Initial Jobs	New Jobs	Date of Action/yy/mm/dd	Appr Type
Inter-Modal Transportation Authority, Inc.	EDB	Existing	Warren	Manufacturing	Active	0	\$1,000,000	\$500,000	0	0	2022/03/31	Final
Interapt, LLC	KBI	New	Jefferson	Headquarters	Active	21.85	\$3,690,000	\$2,000,000	1	250	2020/05/28	Final
International Crankshaft Inc.	KBI	Existing	Scott	Manufacturing	Active	18.12	\$47,607,317	\$2,500,000	195	107	2017/02/23	Final
Interstate 35	KEI		Madison		Active	0	\$1,135,958	\$360,203	0	194	2023/01/26	Final
Investors Heritage Life Insurance Company	KBI	Existing	Franklin	Service & Technology	Active	22	\$1,000,000	\$750,000	79	75	2023/05/25	Final
Invictus Informatics LLC	SBIR		Jefferson		Active	0	\$99,973	\$99,973	0	0	2022/07/01	Final
Isopure, Corp.	KBI	Existing	Jefferson	Manufacturing	Active	14.47	\$5,333,096	\$120,000	24	30	2019/04/25	Final
Itsuwa KY, LLC	KBI	New	Nelson	Manufacturing	Active	13.5	\$5,167,820	\$800,000	0	43	2017/05/25	Final
Itsuwa KY, LLC	KBI	Existing	Nelson	Manufacturing	Active	14	\$1,064,900	\$145,000	47	20	2023/08/31	Final
J & D Distilling Company, LLC	KEIA	New	Washington	Manufacturing	Active	30	\$30,404,000	\$250,000	0	25	2022/10/27	Final
J.M. Smucker LLC	KRA	Existing	Fayette	Manufacturing	Active	24.25	\$39,324,755	\$2,000,000	279	0	2016/01/28	Final
J.M. Smucker LLC	KBI	Existing	Allen	Manufacturing	Active	16.02	\$70,000,000	\$3,500,000	320	80	2013/06/27	Final
J.M.Smucker, LLC	KREDA	Existing	Allen	Manufacturing	Active	13.5	\$16,700,000	\$2,600,000	288	65	2011/03/31	Final
JAKLAK, LLC	LPP		Mercer		Active	0	\$0	\$106,029	0	0	2013/07/09	Final
JNM Kentucky, LLC	KBI	New	Barren	Manufacturing	Active	16	\$5,200,000	\$1,500,000	0	100	2016/02/25	Final
JTEKT Column Systems North America Corporation	KBI	Existing	Christian	Manufacturing	Active	15	\$14,134,000	\$3,000,000	224	115	2015/07/30	Final

Name	Program	Location Type	County Name	Facility Type	Program Status	Average Hourly Wage	Project Cost	Incentive Amount	Initial Jobs	New Jobs	Date of Action/yy/mm/dd	Appri Type
JTEKT Column Systems North America Corporation	KBI	Existing	Christian	Manufacturing	Active	15.73	\$17,364,700	\$2,000,000	100	65	2013/07/25	Final
Jack Henry & Associates, Inc.	KBI	Existing	Jefferson	Service & Technology	Active	33.65	\$2,260,000	\$850,000	34	35	2016/04/28	Final
Jack Riley Investments LLC	KBI	Existing	Warren	Service & Technology	Active	16.33	\$2,056,800	\$650,000	23	56	2019/04/25	Final
Jackson County/McKee Industrial Development Authority	EDB	New	Jackson	Manufacturing	Active	0	\$190,000	\$95,000	0	0	2023/05/25	Final
James C. Burris Architects LLC	KEIA	Existing	Madison	Manufacturing	Active	16.33	\$1,215,000	\$20,000	2	10	2016/10/27	Final
Jamesbuilt, LLC dba Jamesbuilt Specialty Barge Construction	KREDA	Existing	Marshall		Active	14.94	\$11,680,000	\$3,527,400	0	180	2008/12/11	Final
Jessamine County Joint Economic Development Authority, Inc.	EDB	New	Jessamine	Manufacturing	Active	0	\$2,926,284	\$1,287,955	0	0	2023/05/25	Final
Jim Beam Brands Co.	KEIA		Nelson	Manufacturing	Active	47.3	\$436,400,000	\$550,000	950	51	2022/07/28	Final
Jim Beam Brands Co.	KBI	New	Jefferson	Service & Technology	Active	32	\$4,700,000	\$2,000,000	0	60	2014/07/31	Final
Jim Beam Brands Co.	IRBL	Existing	Bullitt	Manufacturing	Active	25	\$585,000,000	\$585,000,000	106	5	2017/12/07	Final
John F. Ruggles, Jr. Inc.	KBI	Existing	Woodford	Manufacturing	Active	14	\$3,800,000	\$100,000	68	10	2015/01/29	Final
John Renfro Supply, Inc.	KEIA	New	Whitley	Non-Retail Service or Technology	Active	16	\$8,497,407	\$100,000	21	25	2022/08/25	Final

Name	Program	Location Type	County Name	Facility Type	Program Status	Average Hourly Wage	Project Cost	Incentive Amount	Initial Jobs	New Jobs	Date of Action/yy/mm/dd	Appri Type
Johnson County Fiscal Court	EDB	New	Johnson	Manufacturing	Active	0	\$435,000	\$217,500	0	0	2023/04/27	Final
Joseph T. Ryerson & Son, Inc.	KEIA		Shelby	Manufacturing	Active	24.29	\$29,500,000	\$200,000	33	23	2022/06/30	Final
Julep Pets, Inc.	CSP		Scott		Active	0	\$0	\$23,250	0	0	2015/05/18	Final
Just Breathe	KEI		Madison		Active	0	\$3,300,529	\$1,009,541	0	216	2023/03/30	Final
KBCB, LLC	KBI	New	Boone	Manufacturing	Active	21	\$40,000,000	\$1,250,000	0	81	2020/01/30	Final
KCF Station 1, LLC	IEIA	New	Jefferson		Active	0	\$2,435,070	\$500,000	0	0	2014/01/30	Final
KECH, Inc.	KBI	New	Whitley	Service & Technology	Active	10.89	\$634,600	\$350,000	0	35	2019/04/25	Final
KEEN, Inc.	KBI	New	Bullitt	Service & Technology	Active	17.07	\$18,617,363	\$1,000,000	0	83	2018/10/25	Final
KJKJ, LLC	CSP		Jefferson		Active	0	\$0	\$91,306	0	0	2016/02/22	Final
KMG Fabrication, Inc.	KBI	New	Bullitt	Manufacturing	Active	18.04	\$40,000,000	\$8,500,000	0	550	2019/10/31	Final
KOWA Kentucky, Inc.	KBI	New	Knox	Manufacturing	Active	15.42	\$8,251,400	\$600,000	0	30	2018/09/27	Final
KWH Venture, LLC	KEIA	New	Hardin	Manufacturing	Active	28.24	\$71,931,000	\$150,000	0	60	2022/04/28	Final
KWH Venture, LLC	IRBL	New	Hardin	Manufacturing	Active	0	\$395,000,000	\$395,000,000	3	60	2022/09/29	Final
Kangaroo Kids	KEI		Hart		Active	0	\$399,873	\$128,834	0	120	2023/03/30	Final
Karbec LLC	KBI	New	Hardin	Service & Technology	Active	29	\$1,040,000	\$500,000	2	48	2018/09/27	Final
Kayser Automotive Systems USA, LP	KBI	New	Fulton	Manufacturing	Active	17	\$24,000,000	\$5,000,000	0	121	2018/08/30	Final
Kellogg USA, LLC	KRA	Existing	Pike	Manufacturing	Active	22	\$15,577,626	\$2,000,000	355	0	2017/06/29	Final
Kentuckiana Curb Company, Inc.	KBI	New	Jefferson	Manufacturing	Active	22.6	\$24,500,000	\$2,500,000	288	135	2019/09/26	Final

Name	Program	Location Type	County Name	Facility Type	Program Status	Average Hourly Wage	Project Cost	Incentive Amount	Initial Jobs	New Jobs	Date of Action/yy/mm/dd	Appr Type
Kentuckiana Curb Company, Inc.	KEIA	New	Shelby	Manufacturing	Active	23	\$60,000,000	\$500,000	0	700	2021/04/29	Final
Kentucky Aluminum Processors, LLC	KEIA	New	Logan	Manufacturing	Active	30.75	\$36,585,000	\$250,000	0	75	2023/05/25	Final
Kentucky Cooperage LP, Ltd.	KEIA		Marion	Manufacturing	Active	16	\$4,125,000	\$150,000	2	14	2022/01/27	Final
Kentucky Derby Episodic Series (WT)	KEI		Fayette		Active	0	\$2,000,000	\$655,000	0	18	2022/08/25	Final
Kentucky Eagle, Inc.	KEIA	Existing	Fayette	Headquarters	Active	22	\$2,949,500	\$60,000	65	0	2023/07/27	Final
Kentucky Fresh Harvest, LLC	KBI	New	Lincoln	Agribusiness	Active	10.9	\$29,141,013	\$1,500,000	0	75	2023/05/25	Final
Kentucky Green Harvest LLC	KEIA	New	Lincoln	Service	Active	10.9	\$10,710,000	\$190,000	0	75	2016/12/08	Final
Kentucky Hustler Pilot	KEI		Fayette		Active	0	\$2,505,500	\$814,875	0	93	2023/08/31	Final
Kentucky Imaging Technologies, LLC	SBIR		Jefferson		Active	0	\$80,000	\$80,000	0	0	2021/07/01	Final
Kentucky Industrial Hemp, LLC dba Ecofibre Kentucky	KBI	New	Scott	Manufacturing	Active	25	\$14,927,481	\$250,000	32	30	2022/03/31	Final
Kentucky Owl, LLC	KEIA	New	Nelson	Manufacturing	Active	20	\$149,750,000	\$1,200,000	0	77	2017/10/26	Final
Kentucky Select Fund, LLC	KIFA		Jefferson		Active	0	\$0	\$1,000,000	0	0	2021/01/28	Final
Kimball Furniture Group, LLC	KBI	Existing	Ohio	Manufacturing	Active	15.15	\$318,015	\$300,000	172	42	2017/09/28	Final
Kimberly-Clark Corporation	KEIA	Existing	Daviess	Manufacturing	Active	0	\$110,000,000	\$350,000	372	42	2021/12/09	Final

Name	Program	Location Type	County Name	Facility Type	Program Status	Average Hourly Wage	Project Cost	Incentive Amount	Initial Jobs	New Jobs	Date of Action/yy/mm/dd	Appr Type
Kimberly-Clark Corporation	KEIA	Existing	Daviess	Manufacturing	Active	0	\$19,000,000	\$200,000	338	0	2019/12/12	Final
Kinectrics AES Inc.	KEIA	Existing	Jefferson	Non-Retail Service or Technology	Active	24.54	\$11,400,781	\$100,000	5	13	2022/03/31	Final
Kloeckner Metals Corporation	KEIA		Meade	Manufacturing	Active	26.96	\$26,975,000	\$100,000	0	39	2022/03/31	Final
KnippeRx Inc.	KBI	New	Jefferson	Non-Retail Service or Technology	Active	20	\$4,644,808	\$2,000,000	30	182	2022/12/08	Final
Knox County Fiscal Court	Grant		Knox		Active	0	\$0	\$310,050	0	0	2015/10/29	Final
Kobe Aluminum Automotive Products LLC	KBI	Existing	Warren	Manufacturing	Active	19	\$55,000,000	\$2,700,000	371	112	2018/10/25	Final
Kobe Aluminum Automotive Products LLC	KBI	Existing	Warren	Manufacturing	Active	20	\$51,327,000	\$2,000,000	493	129	2021/03/25	Final
Kobe Aluminum Automotive Products, LLC	KBI	Existing	Warren	Manufacturing	Active	15.14	\$78,300,000	\$2,500,000	183	121	2015/04/30	Final
Kobelco Aluminum Products & Extrusions Inc.	KBI	New	Warren	Manufacturing	Active	19	\$95,200,000	\$4,500,000	0	220	2019/04/25	Final
Koetter Spirits, LLC	KEIA		Shelby	Manufacturing	Active	32.5	\$44,000,000	\$300,000	0	20	2022/03/31	Final
Koroseal Interior Products, LLC	KBI	Existing	Jefferson	Manufacturing	Active	17.53	\$18,333,000	\$2,500,000	71	104	2015/12/10	Final
Kroger Limited Partnership I & Affiliate Kroger Limited Partnership II, dba Cou	KBI	Existing	Warren	Manufacturing	Active	18.59	\$25,474,000	\$950,000	500	39	2012/12/13	Final

Name	Program	Location Type	County Name	Facility Type	Program Status	Average Hourly Wage	Project Cost	Incentive Amount	Initial Jobs	New Jobs	Date of Action/yy/mm/dd	Appr Type
Kruger Packaging (USA) LLC	EDB	New	Hardin	Manufacturing	Active	24	\$114,230,777	\$100,000	0	147	2022/02/24	Final
L'Oreal USA Products, Inc.	KBI	Existing	Kenton	Manufacturing	Active	25.47	\$42,100,000	\$5,000,000	167	211	2017/09/28	Final
LDG Multifamily, LLC	KBI	Existing	Jefferson	Headquarters	Active	40.87	\$13,046,890	\$1,000,000	30	50	2023/03/30	Final
LFL, LLC	IRBL	New	Nelson	Manufacturing	Active	25	\$35,000,000	\$35,000,000	0	34	2016/03/31	Final
LINAK U.S. Inc.	KBI	Existing	Jefferson	Manufacturing	Active	16.23	\$2,945,000	\$300,000	120	30	2015/03/26	Final
LSI Kentucky LLC	KBI	Existing	Kenton	Manufacturing	Active	15	\$749,504	\$110,000	47	22	2022/03/31	Final
LaRue County Industrial Foundation, Inc.	EDB	New	LaRue	Manufacturing	Active	0	\$824,760	\$361,345	0	0	2023/05/25	Final
Lakeshore Learning Materials, LLC	KBI	New	Woodford		Active	16.5	\$47,440,579	\$3,700,000	0	262	2020/01/30	Final
Lakeshore Learning Materials, LLC	KEIA	New	Woodford	Non-Retail Service or Technology	Active	18	\$27,326,700	\$125,000	338	40	2023/02/23	Final
Lakeshore Learning Materials, LLC	KBI	New	Woodford	Service & Technology	Active	17	\$28,175,357	\$1,150,000	262	100	2022/07/28	Final
Land Lord	KEI		Jefferson		Active	0	\$275,640	\$92,104	0	48	2023/05/25	Final
Lebanon Power & Apparatus Co., Inc.	KBI	Existing	Marion	Manufacturing	Active	15	\$1,351,000	\$700,000	20	32	2017/04/27	Final
Legacy Metals, LLC	KBI		Christian	Manufacturing	Active	15	\$2,679,452	\$1,000,000	28	100	2023/08/31	Final
Lepidext, Inc.	SBIR		Fayette		Active	0	\$100,000	\$100,000	0	0	2023/01/01	Final
Levi Strauss & Co.	KEIA	New	Kenton	Non-Retail Service or Technology	Active	16.69	\$48,049,339	\$900,000	0	300	2022/01/27	Final

Name	Program	Location Type	County Name	Facility Type	Program Status	Average Hourly Wage	Project Cost	Incentive Amount	Initial Jobs	New Jobs	Date of Action/yy/mm/dd	Appr Type
Levy Environmental Services Company	KEIA	New	Carroll	Manufacturing	Active	20.21	\$38,600,000	\$50,000	0	50	2023/08/31	Final
Lexington Center Project	TIF		Fayette		Active	0	\$679,283,821	\$41,000,000	0	0	2019/10/31	Final
Lexington-Fayette Urban County Industrial Authority, Inc.	EDB	New	Fayette	Manufacturing	Active	0	\$6,035,420	\$2,000,000	0	0	2023/05/25	Final
Lexmark International Inc.	KEIA	Existing	Fayette	Headquarters	Active	0	\$4,085,000	\$200,000	1250	0	2022/03/31	Final
Life Safety Services, LLC	KBI	Existing	Jefferson	Headquarters	Active	19.53	\$3,097,955	\$922,698	35	80	2017/03/30	Final
Lincoln Manufacturing USA, LLC	KBI	Existing	Lincoln	Manufacturing	Active	11.31	\$1,963,107	\$375,000	104	40	2017/12/07	Final
LioChem e-Materials LLC	KEIA	New	Simpson	Manufacturing	Active	18.57	\$104,420,000	\$200,000	0	141	2023/01/26	Final
Lion First Responder PPE, Inc.	KBI		Lee	Manufacturing	Active	16.49	\$1,237,000	\$850,000	0	75	2022/02/24	Final
Lock 14 Hydro Partners, LLC	IEIA	New	Lee		Active	0	\$7,800,000	\$250,000	0	0	2019/09/26	Final
Lockheed Martin Corporation	KBI	Existing	Fayette	Manufacturing	Active	19.03	\$15,000,000	\$10,800,000	1009	391	2013/10/31	Final
Log Still Distilling, LLC	KEIA	New	Nelson	Manufacturing	Active	20.25	\$12,000,000	\$100,000	0	20	2019/05/30	Final
Log Still Distilling, LLC	KEIA	Existing	Nelson	Tourism	Active	0	\$24,028,550	\$500,000	8	53	2021/03/25	Final
Logan Aluminum Inc.	KEIA	Existing	Logan	Manufacturing	Active	28.05	\$249,800,000	\$1,000,000	1403	65	2022/07/28	Final
Logan Aluminum Inc.	KBI	Existing	Logan	Manufacturing	Active	36	\$282,625,000	\$5,200,000	1027	188	2019/03/28	Final

Name	Program	Location Type	County Name	Facility Type	Program Status	Average Hourly Wage	Project Cost	Incentive Amount	Initial Jobs	New Jobs	Date of Action/yy/mm/dd	Appri Type
Logan Corporation	KBI	New	Magoffin	Manufacturing	Active	15	\$2,600,000	\$1,912,421	43	70	2017/09/28	Final
Logan Corporation	Direc	Existing	Magoffin	Manufacturing	Active	0	\$4,000,000	\$1,100,000	47	0	2016/06/30	Final
Logan Corporation	KEIA	Existing	Magoffin	Manufacturing	Active	15.25	\$1,230,000	\$20,000	74	10	2020/01/30	Final
Logistics Air Park Development Project (LAP 2)	TIF		Jefferson		Active	0	\$48,862,998	\$800,000	0	0	2021/12/09	Final
London-Laurel County Economic Development Authority	EDB	New	Laurel	Manufacturing	Active	0	\$3,839,000	\$1,521,819	0	0	2023/03/30	Final
Lotte Aluminum Materials USA LLC	KEIA	New	Hardin	Manufacturing	Active	20.3	\$238,734,497	\$1,000,000	0	122	2022/05/26	Final
Louisville Arena	TIF		Jefferson		Active	0	\$435,000,000	\$250,000,000	0	0	2006/12/19	Final
Louisville Arena Authority, Inc.	IRB		Jefferson		Active	0	\$0		0	0	2008/03/27	Final
Louisville Arena Authority, Inc.	IRB		Jefferson		Active	0	\$0		0	0	2017/09/28	Final
Louisville Distilling Company, LLC	KBI	New	Jefferson	Manufacturing	Active	21.19	\$27,000,001	\$1,100,000	0	60	2017/08/31	Final
Louisville Regional Airlift Development, Inc. (thru Louisville/Jefferson County	Grant	New	Jefferson		Active	0	\$0	\$1,330,000	0	0	2017/07/27	Final
Lux Row Distillers LLC	KEIA	Existing	Nelson	Manufacturing	Active	21.13	\$10,814,592	\$150,000	28	6	2020/09/24	Final
Lynx Labeling, Inc.	KBI	New	Barren	Service & Technology	Active	14	\$1,751,230	\$125,000	7	10	2021/12/09	Final

Name	Program	Location Type	County Name	Facility Type	Program Status	Average Hourly Wage	Project Cost	Incentive Amount	Initial Jobs	New Jobs	Date of Action/yy/mm/dd	Approval Type
M & M Cartage Co., Inc.	KBI	Existing	Jefferson	Service & Technology	Active	19	\$7,550,000	\$850,000	175	90	2016/07/28	Final
M & M Newspapers, LLC	CSP		Montgomery		Active	0	\$0	\$90,000	0	0	2015/09/28	Final
M30 OXY Movie	KEI		Menifee		Active	0	\$137,979	\$48,293	0	17	2022/06/30	Final
MAB Fabrication, Inc.	KBI	New	Boone	Manufacturing	Active	20	\$9,489,770	\$250,000	0	24	2022/12/08	Final
MB Roland Distillery, Inc.	KEIA	Existing	Christian	Manufacturing	Active	14	\$2,350,000	\$60,000	5	2	2021/05/27	Final
MEMStim, LLC	SBIR		Jefferson		Active	0	\$125,000	\$125,000	0	0	2021/07/01	Final
MGPI of Indiana, LLC	KEIA	Existing	Grant	Manufacturing	Active	0	\$20,000,000	\$100,000	0	0	2023/06/29	Final
MHS Equipment, LLC	KBI	Existing	Bullitt	Manufacturing	Active	18.65	\$16,155,000	\$600,000	181	60	2017/05/25	Final
MHS Equipment, LLC	KBI	Existing	Bullitt	Manufacturing	Active	18.65	\$29,456,288	\$2,500,000	404	300	2021/10/28	Final
MMRC Regional IDA/Menifee County	EDB		Rowan	Manufacturing	Active	0	\$404,810	\$148,578	0	0	2023/07/27	Final
MMRC Regional Industrial Development Authority, Inc.	EDB	New	Rowan	Manufacturing	Active	0	\$425,000	\$212,500	0	0	2022/04/28	Final
Magna Seating of America, Inc. dba Louisville Seating	KBI	Existing	Bullitt	Manufacturing	Active	17.63	\$12,686,650	\$2,000,000	518	170	2017/06/29	Final
Mahalaxmi Host, LLC and Radha Ventures, LLC	CSP		Madison		Active	0	\$0	\$250,000	0	0	2016/03/14	Final
Maker's Mark Distillery, Inc.	KBI	Existing	Marion	Manufacturing	Active	23.44	\$70,966,300	\$4,250,000	112	30	2016/08/25	Final
Maker's Mark Distillery, Inc.	KEIA	Existing	Marion	Manufacturing	Active	27.54	\$31,200,000	\$500,000	174	12	2018/01/25	Final

Name	Program	Location Type	County Name	Facility Type	Program Status	Average Hourly Wage	Project Cost	Incentive Amount	Initial Jobs	New Jobs	Date of Action/yy/mm/dd	App Type
Maker's Mark Distillery, Inc.	IRBL	Existing	Marion	Manufacturing	Active	0	\$495,000,000	\$495,000,000	0	36	2018/05/31	Final
Maker's Mark Distillery, Inc.	KEIA	Existing	Marion	Manufacturing	Active	28.5	\$30,000,000	\$400,000	226	12	2020/01/30	Final
Manhattan Harbour	TIF		Campbell		Active	0	\$473,148,299	\$8,000,000	0	0	2009/12/10	Final
Marshall T. West d/b/a West & Jones Funeral Home	CSP		Pike		Active	0	\$0	\$40,000	0	0	2013/06/12	Final
Marshmallow	KEI		Carroll		Active	0	\$1,168,161	\$370,495	0	53	2023/04/27	Final
Martin County Solar Project, LLC	KEIA	New	Martin	Alternative fuel or Gasification	Active	0	\$231,778,588	\$600,000	0	11	2021/12/09	Final
Martin County Solar Project, LLC	IRBL	New	Martin	Alternative fuel or Gasification	Active	0	\$231,778,588	\$231,778,588	0	0	2021/12/09	Final
Martinrea Heavy Stampings, Inc.	KBI	Existing	Shelby	Manufacturing	Active	17.28	\$23,626,000	\$10,000,000	207	702	2013/02/28	Final
Martinrea Hopkinsville LLC	KRA	Existing	Christian	Manufacturing	Active	16.6	\$13,860,780	\$5,000,000	433	0	2013/09/26	Final
Martinrea Hopkinsville, LLC	KEIA	Existing	Christian	Manufacturing	Active	22.06	\$31,174,000	\$100,000	498	33	2021/08/26	Final
Masonic Homes Independent Living II, Inc.	IRB		Jefferson		Active	0	\$0		0	0	2016/09/29	Final
Masonic Homes of Kentucky, Inc.	IRB		Jefferson		Active	0	\$0		0	0	2012/08/30	Final
Mayfield Consumer Products, LLC	KBI	New	Graves	Manufacturing	Active	15.25	\$34,987,440	\$6,500,000	0	35	2023/04/27	Final
Maysville-Mason County Industrial Development Authority	EDB		Mason		Active	0	\$600,000	\$300,000	0	0	2022/04/28	Final

Name	Program	Location Type	County Name	Facility Type	Program Status	Average Hourly Wage	Project Cost	Incentive Amount	Initial Jobs	New Jobs	Date of Action/yy/mm/dd	Appri Type
McClure's Auto Parts, Inc.	CSP		Taylor		Active	0	\$0	\$112,000	0	0	2016/01/11	Final
McCreary County Industrial Development Authority	EDB	New	McCreary	Manufacturing	Active	0	\$2,000,000	\$410,466	0	0	2023/05/25	Final
McKesson Corporation	KEIA	Existing	Bullitt	Non-Retail Service or Technology	Active	0	\$64,500,000	\$750,000	75	0	2022/12/08	Final
McLane Foodservice, Inc.	KBI	Existing	Boone	Service & Technology	Active	22	\$34,250,000	\$600,000	164	48	2014/05/29	Final
McReynolds Physical Therapy, PLLC-KSBCI-8/9/2022	CSP		Edmonson		Active	0	\$0	\$21,400	0	0	2022/09/21	Final
McWane, Inc.	KBI	New	Taylor	Manufacturing	Active	16.44	\$16,405,069	\$2,000,000	0	175	2022/03/31	Final
Meggitt Aircraft Braking Systems Kentucky Corporation	KBI	Existing	Boyle	Manufacturing	Active	16	\$22,782,515	\$3,450,000	154	139	2017/06/29	Final
Meggitt Aircraft Braking Systems Kentucky Corporation	KEIA	Existing	Boyle	Manufacturing	Active	18	\$82,680,000	\$350,000	293	83	2019/08/29	Final
Menzner Hardwoods Company	KBI	New	Pulaski	Manufacturing	Active	12.1	\$2,650,000	\$1,000,000	0	90	2015/12/10	Final
Messiah's Star	KEI		Campbell		Active	0	\$1,375,661	\$431,505	0	41	2022/03/31	Final
Metalsa Structural Products, Inc.	KBI	New	Christian	Manufacturing	Active	18.76	\$27,659,022	\$14,000,000	0	572	2013/10/31	Final
Metalsa Structural Products, Inc.	KBI	New	Hardin	Manufacturing	Active	19.65	\$171,388,980	\$21,000,000	532	539	2014/09/25	Final
Metalsa Structural Products, Inc.	KBI	Existing	Daviess	Manufacturing	Active	14.81	\$36,495,189	\$3,500,000	240	113	2021/06/24	Final

Name	Program	Location Type	County Name	Facility Type	Program Status	Average Hourly Wage	Project Cost	Incentive Amount	Initial Jobs	New Jobs	Date of Action/yy/mm/dd	Appr Type
Metalsa Structural Products, Inc.	KEIA	Existing	Christian	Manufacturing	Active	23.5	\$39,104,464	\$100,000	605	97	2021/02/25	Final
Meyer Tool, Inc.	KBI	New	Boone	Manufacturing	Active	26.01	\$17,943,667	\$1,250,000	0	100	2023/02/23	Final
Michelin North America, Inc.	KEIA		Jefferson	Manufacturing	Active	0	\$48,300,000	\$350,000	377	0	2022/09/29	Final
Michelin North America, Inc.	KRA	Existing	Jefferson	Manufacturing	Active	26.6	\$37,397,882	\$7,000,000	342	0	2013/09/26	Final
Michter's Distillery LLC	KBI	New	Jefferson	Manufacturing	Active	17.62	\$10,871,334	\$700,000	0	36	2016/05/26	Final
Michter's Distillery LLC	KBI	New	Jefferson		Active	26	\$2,499,364	\$300,000	36	15	2023/04/27	Final
Michter's Distillery LLC	KEIA	New	Washington	Manufacturing	Active	20	\$17,000,000	\$400,000	0	2	2018/02/22	Final
Microvast Advanced Membrane, Inc.	KEIA		Christian	Manufacturing	Active	20.84	\$504,540,145	\$3,000,000	0	562	2023/03/30	Final
Mid-South Sales, LLC	KBI	New	Union	Manufacturing	Active	12	\$640,000	\$300,000	0	30	2014/06/26	Final
Midea America Corporation	KBI	New	Jefferson	Service & Technology	Active	61.27	\$8,950,000	\$1,500,000	0	60	2017/08/31	Final
Midland Ave Redevelopment Project	TIF		Fayette		Active	0	\$167,269,239	\$4,000,000	0	0	2017/01/26	Final
Miles Exterminating Co., Inc.	CSP		Carter		Active	0	\$0	\$16,000	0	0	2014/09/24	Final
Mills Supply Company, Inc.	KEIA		Jefferson	Manufacturing	Active	32	\$10,576,000	\$150,000	0	62	2022/08/25	Final
Mirissia Duncil and Miles Duncil	CSP		Greenup		Active	0	\$0	\$41,000	0	0	2016/05/02	Final
Mistake	KEI		Hart		Active	0	\$593,641	\$188,179	0	40	2023/04/27	Final

Name	Program	Location Type	County Name	Facility Type	Program Status	Average Hourly Wage	Project Cost	Incentive Amount	Initial Jobs	New Jobs	Date of Action/yy/mm/dd	Appri Type
Mitsui Kinzoku Catalysts America, Inc.	KBI	New	Franklin	Manufacturing	Active	21.04	\$19,500,000	\$500,000	0	50	2015/06/25	Final
Mobile Marketing Solutions, Inc. dba Brewco Marketing Group	KBI	Existing	Muhlenberg	Service & Technology	Active	20	\$600,000	\$480,000	23	18	2020/02/27	Final
Modern Metals Inc.	KBI	Existing	Boyd	Manufacturing	Active	20	\$5,050,000	\$750,000	0	24	2023/06/29	Final
Montebello Packaging, Inc.	KBI	Existing	Marion	Manufacturing	Active	21.71	\$22,400,000	\$2,068,000	108	26	2013/04/25	Final
More Than A Bakery 360, Inc. LLC	KBI	New	Woodford	Manufacturing	Active	18.1	\$32,250,000	\$9,000,000	0	345	2019/04/25	Final
Morehead-Rowan County Economic Development Council	EDB	New	Rowan	Manufacturing	Active	0	\$2,300,000	\$599,414	0	0	2023/04/27	Final
Mr. Manhattan	KEI		Jessamine		Active	0	\$1,493,205	\$474,916	0	114	2023/01/26	Final
Mubea Tailor Rolled Blanks, LLC	KBI	Existing	Boone	Manufacturing	Active	19.31	\$44,300,000	\$2,600,000	0	132	2016/01/28	Final
Mubea Tailor Rolled Blanks, LLC	KBI	Existing	Boone	Manufacturing	Active	22.34	\$73,334,500	\$2,000,000	132	118	2019/12/12	Final
Murakami Manufacturing USA, Inc.	KBI	Existing	Taylor	Manufacturing	Active	10	\$1,310,000	\$750,000	216	50	2015/07/30	Final
Muzzle	KEI		Jefferson		Active	0	\$4,440,675	\$1,402,937	0	72	2022/06/30	Final
NHK Spring Precision of America, Inc.	KBI	Existing	Jefferson	Manufacturing	Active	15.92	\$19,103,644	\$2,500,000	81	125	2015/02/26	Final

Name	Program	Location Type	County Name	Facility Type	Program Status	Average Hourly Wage	Project Cost	Incentive Amount	Initial Jobs	New Jobs	Date of Action/yy/mm/dd	Appr Type
NHK of America Suspension Components Inc. (aka NASCO)	KBI	Existing	Warren	Manufacturing	Active	16.41	\$20,067,000	\$2,500,000	205	108	2013/12/12	Final
NKY Growth Fund I	KIFA		Kenton		Active	0	\$0	\$612,000	0	0	2011/01/27	Final
NX Development Corp.	KBI	Existing	Fayette	Service & Technology	Active	25	\$882,111	\$200,000	1	20	2021/09/30	Final
Neat Distributing, LLC	KBI	Existing	Russell	Manufacturing	Active	14	\$6,299,951	\$1,500,000	6	100	2023/01/26	Final
Nelson Brothers, LLC	KBI	New	Lewis	Manufacturing	Active	16	\$15,000,000	\$1,625,000	0	65	2015/03/26	Final
Nemak USA Inc.	KBI	Existing	Barren	Manufacturing	Active	26.5	\$27,000,000	\$2,500,000	212	170	2023/08/31	Final
Neogen Corporation	KBI	New	Montgomery	Manufacturing	Active	18.09	\$10,324,730	\$1,500,000	0	79	2023/08/31	Final
Neogen Corporation	KEIA	New	Montgomery	Manufacturing	Active	0	\$9,839,960	\$50,000	0	79	2021/06/24	Final
Nestle Prepared Foods Company	KREDA	Existing	Montgomery	Manufacturing	Active	13.03	\$3,500,000	\$3,500,000	1060	50	2010/05/27	Final
NeuStar, Inc.	KBI	New	Jefferson	Service & Technology	Active	23	\$6,608,800	\$3,000,000	0	175	2013/02/28	Final
New Dairy Kentucky, LLC d/b/a Borden Dairy	KBI	Existing	Laurel	Manufacturing	Active	16.27	\$1,932,554	\$700,000	236	47	2017/03/30	Final
New Mather Metals, Inc.	KBI	Existing	Simpson	Manufacturing	Active	17.42	\$5,600,000	\$500,000	210	20	2013/06/27	Final
New Mather Metals, Inc.	KBI	Existing	Simpson	Manufacturing	Active	18.19	\$20,219,400	\$650,000	260	40	2019/04/25	Final
New Riff Distilling, LLC	KEIA	Existing	Campbell	Manufacturing	Active	0	\$10,026,688	\$50,000	0	5	2022/05/26	Final
Newly Weds Foods, Inc.	KBI	New	Boone	Manufacturing	Active	16.24	\$57,200,000	\$6,000,000	0	115	2016/04/28	Final

Name	Program	Location Type	County Name	Facility Type	Program Status	Average	Project Cost	Incentive Amount	Initial Jobs	New Jobs	Date of Action/yy/mm/dd	Appr Type
						Hourly Wage						
Nifco America Corporation	KBI	Existing	Shelby	Manufacturing	Active	14.51	\$3,622,000	\$350,000	179	20	2017/10/26	Final
Nifco America Corporation	KBI	Existing	Shelby	Manufacturing	Active	15	\$11,277,365	\$450,000	233	38	2022/03/31	Final
Night Lily	KEI		Fayette		Active	0	\$323,672	\$113,285	0	28	2023/02/23	Final
Norgren, LLC	KBI	New	Jefferson	Service & Technology	Active	15.38	\$1,850,000	\$225,000	0	22	2016/06/30	Final
North American Stainless	IRBL		Carroll	Manufacturing	Active	0	\$80,000,000	\$80,000,000	1044	70	2023/01/26	Final
North American Stainless	KEIA	Existing	Carroll	Manufacturing	Active	33.23	\$244,000,000	\$400,000	1044	70	2023/01/26	Final
North American Stainless	KBI	Existing	Carroll	Manufacturing	Active	28.42	\$150,000,000	\$4,000,000	857	36	2018/03/29	Final
Northeast Kentucky Regional Industrial Authority, Inc.	EDB	New	Boyd	Manufacturing	Active	0	\$1,500,000	\$750,000	0	0	2023/03/30	Final
Northern Kentucky University Campus Gateway	TIF		Campbell		Active	0	\$112,672,500	\$14,216,000	0	0	2019/12/12	Final
Nova Steel USA, Inc.	KEIA	New	Warren	Manufacturing	Active	24.04	\$70,000,000	\$550,000	0	110	2020/10/29	Final
Novelis Corporation	KEIA	Existing	Todd	Manufacturing	Active	30.34	\$364,200,000	\$4,000,000	145	138	2022/01/11	Final
Novelis Corporation	EDB		Todd	Manufacturing	Active	32.46	\$364,200,000	\$1,000,000	145	138	2022/06/30	Final
Novelis Corporation	EDB		Todd	Manufacturing	Active	28.57	\$304,850,754	\$750,000	0	0	2019/03/28	Final
Novelis Corporation	KBI	New	Todd	Manufacturing	Active	28.57	\$374,055,873	\$8,500,000	0	100	2023/01/26	Final
Novelis Corporation	KEIA	New	Todd	Manufacturing	Active	28.57	\$304,850,754	\$3,000,000	0	125	2018/01/23	Final

Name	Program	Location Type	County Name	Facility Type	Program Status	Average Hourly Wage	Project Cost	Incentive Amount	Initial Jobs	New Jobs	Date of Action/yy/mm/dd	Appri Type
NuArm Corporation dba Advantage Plastics	KEIA	Existing	Jefferson	Manufacturing	Active	23	\$569,858	\$25,000	15	4	2022/05/26	Final
Nucleus	TIF		Jefferson		Active	0	\$1,090,951,981	\$601,620,351	0	0	2007/11/30	Final
Nucor Corporation	KBI	New	Meade	Manufacturing	Active	35	\$1,700,000,000	\$30,000,000	0	400	2022/10/27	Final
Nucor Corporation	KEIA	New	Meade	Manufacturing	Active	35	\$1,358,525,000	\$10,000,000	0	400	2019/03/27	Final
Nucor Corporation	EDB	New	Meade	Manufacturing	Active	35	\$1,566,475,000	\$15,000,000	0	400	2021/06/24	Final
Nucor Steel Gallatin LLC	KBI	Existing	Gallatin	Manufacturing	Active	35	\$820,000,000	\$5,000,000	303	120	2019/06/27	Final
Nucor Steel Gallatin LLC	IRBL		Gallatin	Manufacturing	Active	0	\$645,000,000	\$645,000,000	303	120	2019/06/27	Final
Nucor Tubular Products Inc.	IRBL	New	Gallatin	Manufacturing	Active	0	\$170,000,000	\$170,000,000	0	72	2021/10/28	Final
Nucor Tubular Products Inc.	KEIA	New	Gallatin	Manufacturing	Active	35	\$164,000,000	\$800,000	0	72	2021/03/25	Final
OC Brannon Crossing, LLC	CSP		Jessamine		Active	0	\$0	\$150,000	0	0	2019/11/26	Final
ORBIS Corporation	KBI	Existing	Nelson	Manufacturing	Active	20.74	\$45,930,981	\$900,000	186	55	2021/05/27	Final
Ohio County Hospital Corporation	KRHLP		Ohio	Non Profit Hospital	Active	0	\$999,705	\$999,705	413	0	2022/08/25	Final
Ohio County Industrial Development Authority, Inc.	EDB		Ohio		Active	0	\$600,000	\$300,000	0	0	2022/08/25	Final
Old Bourbon County Distillery LLC dba Eastern Light Distilling	KEIA	New	Rowan	Manufacturing	Active	28.85	\$143,710,000	\$100,000	0	50	2023/06/29	Final

Name	Program	Location Type	County Name	Facility Type	Program Status	Average Hourly Wage	Project Cost	Incentive Amount	Initial Jobs	New Jobs	Date of Action/yy/mm/dd	Appri Type
Olympic Steel, Inc.	KBI	New	Montgomery	Manufacturing	Active	13.55	\$11,200,000	\$2,500,000	0	60	2012/07/26	Final
Omicare, Inc.	KBI	New	Barren	Manufacturing	Active	15	\$15,700,000	\$300,000	84	42	2016/12/08	Final
OncoMed Specialty L.L.C.	KBI	New	Jefferson	Headquarters	Active	36.06	\$4,200,000	\$2,500,000	0	150	2017/10/26	Final
One Strange Night	KEI		Oldham		Active	0	\$3,255,633	\$1,116,982	0	103	2022/12/08	Final
Orb Technologies, LLC	SBIR		Fayette		Active	0	\$150,000	\$150,000	0	0	2022/07/01	Final
Orchard Place KY, LLC	KEIA	New	Jefferson	Non-Retail Service or Technology	Active	15	\$7,380,000	\$50,000	0	10	2022/02/24	Final
Ottobock HealthCare Limited Partnership	KBI	New	Jefferson	Service & Technology	Active	16.41	\$3,375,000	\$375,000	0	20	2015/03/26	Final
Ovation	TIF		Campbell		Active	0	\$762,670,066	\$311,426,623	0	0	2007/11/28	Final
Owens-Brockway Glass Container Inc.	KEIA		Warren	Manufacturing	Active	32.79	\$239,330,000	\$1,000,000	0	140	2022/07/28	Final
Owens-Brockway Glass Container Inc.	IRBL		Warren	Manufacturing	Active	0	\$239,330,000	\$239,330,000	0	140	2023/09/28	Final
Owensboro Health, Inc.	IRB		Daviess		Active	0	\$0		0	0	2017/03/30	Final
Owl's Head Alloys, Inc.	KBI	Existing	Warren	Manufacturing	Active	13.85	\$3,000,000	\$400,000	67	30	2015/09/24	Final
Owl's Head Alloys, Inc.	KBI	Existing	Warren	Manufacturing	Active	17.39	\$11,315,703	\$500,000	88	57	2021/01/28	Final
P. L. Marketing, Inc.	KBI	New	Campbell	Headquarters	Active	28.85	\$12,245,000	\$300,000	24	10	2013/09/26	Final
PACCAR Inc.	KBI	New	Jefferson	Service & Technology	Active	18	\$43,613,380	\$700,000	0	80	2023/04/27	Final

Name	Program	Location Type	County Name	Facility Type	Program Status	Average Hourly Wage	Project Cost	Incentive Amount	Initial Jobs	New Jobs	Date of Action/yy/mm/dd	Appri Type
PBR Inc. dba SKAPS Industries	KBI	Existing	Henderson	Manufacturing	Active	14.6	\$3,439,864	\$250,000	72	20	2022/08/25	Final
PCC Hydrogen Inc.	SBIR		Jefferson		Active	0	\$99,917	\$99,917	0	0	2023/07/01	Final
PDCI Automotive, LLC	KBI	New	Marion	Manufacturing	Active	14.73	\$1,640,000	\$1,125,000	0	40	2011/10/27	Final
PEARCE Group LLC	CSP		Bourbon		Active	0	\$0	\$46,000	0	0	2017/08/28	Final
PJJAM Enterprises, Inc. (equipment loan)	CSP		Jefferson		Active	0	\$0	\$250,000	0	0	2020/12/21	Final
PJJAM Enterprises, Inc. (real estate loan)	CSP		Jefferson		Active	0	\$0	\$90,000	0	0	2020/12/21	Final
PMAK, LLC (project #1)	CSP		Fayette		Active	0	\$0	\$72,500	0	0	2016/01/25	Final
PMAK, LLC (project #3)	CSP		Jefferson		Active	0	\$0	\$62,450	0	0	2018/11/21	Final
PMC Organometallix, Inc.	KBI	Existing	Carroll	Manufacturing	Active	22.6	\$16,418,000	\$900,000	103	36	2018/07/26	Final
PPD Global Central Labs, LLC	KEIA	Existing	Campbell	Non-Retail Service or Technology	Active	34.8	\$59,000,000	\$500,000	294	140	2022/10/27	Final
Paducah & Louisville Railway, Inc.	KBI	Existing	McCracken	Headquarters	Active	21.4	\$4,235,432	\$286,000	39	10	2014/08/28	Final
Paducah Downtown Riverfront Redevelopment Project	TIF		McCracken		Active	0	\$283,785,235	\$21,400,000	0	0	2021/03/25	Final

Name	Program	Location Type	County Name	Facility Type	Program Status	Average Hourly Wage	Project Cost	Incentive Amount	Initial Jobs	New Jobs	Date of Action/yy/mm/dd	Applicant Type
Paradise Park Regional Industrial Development Authority, Inc.	EDB	Existing	Muhlenberg	Manufacturing	Active	0	\$500,000	\$250,000	0	0	2022/08/25	Final
Park Community Credit Union, Inc.	KBI	New	Jefferson	Headquarters	Active	22.22	\$10,106,308	\$160,000	66	20	2016/08/25	Final
Parker Farm Supply, LLC	CSP		Henry		Active	0	\$0	\$25,400	0	0	2019/10/29	Final
Pascal Tags Inc.	SBIR		Jefferson		Active	0	\$150,000	\$150,000	0	0	2023/07/01	Final
Paschall Truck Lines, Inc.	KEIA		Calloway	Headquarters	Active	16.3	\$8,200,000	\$125,000	0	150	2022/03/31	Final
Patriot Brands LLC	KBI	New	Henry	Manufacturing	Active	18	\$32,000,000	\$200,000	0	15	2020/07/30	Final
Payment Alliance International, Inc.	KBI	Existing	Jefferson	Headquarters	Active	28.75	\$3,449,990	\$600,000	26	60	2013/10/31	Final
Pearly Gates JV L.L.C.	CSP		Jefferson		Active	0	\$0	\$120,000	0	0	2019/07/30	Final
Pegasus Industries, LLC	KBI	Existing	Jefferson	Manufacturing	Active	15	\$2,915,000	\$500,000	0	52	2015/02/26	Final
Pennyrile Westpark Industrial Development Authority	EDB	New	Lyon	Manufacturing	Active	0	\$69,429	\$34,715	0	0	2023/06/29	Final
Pennyroyal Barrel Co. LLC	KEIA	New	Adair	Manufacturing	Active	19.2	\$8,520,000	\$150,000	0	10	2023/06/29	Final
Perfetti Van Melle USA Inc.	KEIA	Existing	Boone	Manufacturing	Active	27.06	\$9,875,410	\$100,000	346	16	2021/12/09	Final
Perfetti Van Melle USA Inc.	KBI	Existing	Boone	Manufacturing	Active	20	\$11,000,000	\$500,000	208	50	2020/05/28	Final
Performance Feeds, LLC	KBI	Existing	Warren	Manufacturing	Active	14	\$3,343,000	\$300,000	0	30	2021/12/09	Final
Peristyle, LLC	KBI	New	Woodford	Manufacturing	Active	18	\$36,320,000	\$2,000,000	0	100	2018/09/27	Final

Name	Program	Location Type	County Name	Facility Type	Program Status	Average Hourly Wage	Project Cost	Incentive Amount	Initial Jobs	New Jobs	Date of Action/yy/mm/dd	App Type
Peter Pan	KEI		McCracken		Active	0	\$716,118	\$250,641	0	161	2023/05/25	Final
Phillips Diversified Manufacturing, Inc.	CSP		Clay		Active	0	\$0	\$240,000	0	0	2014/11/06	Final
Phoenix Paper Wickliffe LLC	KBI	New	Ballard	Manufacturing	Active	26	\$150,000,000	\$25,000,000	0	500	2020/03/26	Final
Phoenix Paper Wickliffe LLC	EDB	New	Ballard	Manufacturing	Active	26	\$150,000,000	\$1,500,000	0	500	2020/04/30	Final
Phoenix Park/CentrePointe/City Center	TIF		Fayette		Active	0	\$455,294,792	\$48,833,000	0	0	2009/09/24	Final
Phoenix Products, Inc.	KBI	Existing	Jackson	Manufacturing	Active	15	\$1,200,000	\$1,000,000	32	25	2015/06/25	Final
Pilgrim's Pride Corporation	KBI	Existing	Graves	Manufacturing	Active	11.65	\$17,418,602	\$1,500,000	939	141	2020/06/25	Final
Pilkington North America, Inc.	KRA	Existing	Woodford	Manufacturing	Active	23.8	\$7,579,370	\$700,000	305	0	2020/01/23	Final
Pinball	KEI		Jefferson		Active	0	\$257,938	\$87,056	0	4	2022/12/08	Final
Pineville Community Health Center, Inc.	KRHLP		Bell	Non Profit Hospital	Active	0	\$1,000,000	\$1,000,000	102	0	2021/10/28	Final
Pioneer Plastics, Inc.	KBI	Existing	Webster	Manufacturing	Active	20	\$850,000	\$270,000	30	30	2019/08/29	Final
Piramal Pharma Solutions, Inc.	KBI	Existing	Fayette	Manufacturing	Active	23.44	\$26,465,465	\$800,000	121	40	2021/12/09	Final
Piston Automotive LLC	KBI	Existing	Jefferson	Manufacturing	Active	18.6	\$26,369,080	\$1,650,000	87	117	2022/01/27	Final
Pitman Creek Wholesale, LLC	KBI	New	Lincoln	Manufacturing	Active	11	\$11,804,707	\$750,000	30	48	2022/02/24	Final
Plastic Products Company, Inc.	KREDA	Existing	Muhlenberg	Manufacturing	Active	11.93	\$1,500,000	\$300,000	75	15	2008/12/11	Final

Name	Program	Location Type	County Name	Facility Type	Program Status	Average Hourly Wage	Project Cost	Incentive Amount	Initial Jobs	New Jobs	Date of Action/yy/mm/dd	Approval Type
Play Mart, Inc.	KEIA		Pulaski	Manufacturing	Active	21.33	\$1,774,012	\$75,000	37	10	2023/09/28	Final
Plymouth Tube Company	KRA	Existing	Christian	Manufacturing	Active	16.29	\$15,359,272	\$1,000,000	100	0	2014/09/25	Final
Portwest America, LLC	KBI	New	Bullitt	Service & Technology	Active	17	\$4,378,000	\$1,000,000	0	100	2018/01/25	Final
Posh Academy, LLC	CSP		McCracken		Active	0	\$0	\$49,000	0	0	2015/04/03	Final
Post Glover Lifelink Inc.	KEIA	Existing	Boone	Manufacturing	Active	18.39	\$3,915,000	\$37,500	23	15	2019/10/31	Final
Post Glover Resistors Inc.	KEIA	Existing	Boone	Manufacturing	Active	16	\$4,625,000	\$90,000	54	15	2019/10/31	Final
PowerTech Water, Inc.	SBIR		Fayette		Active	0	\$289,933	\$290,000	0	0	2020/08/01	Final
Prairie Farms Dairy, Inc.	KBI	Existing	Pulaski	Manufacturing	Active	17.41	\$10,422,070	\$150,000	118	10	2021/10/28	Final
Pratt (Henderson Corrugating), LLC	IRBL		Henderson	Manufacturing	Active	0	\$599,335,314	\$160,000,000	0	321	2023/09/28	Final
Pratt (Target Container), Inc.	KBI	New	Boone	Manufacturing	Active	18.01	\$15,469,400	\$1,000,000	0	79	2013/01/31	Final
Pratt Paper (3.0), LLC	KEIA	New	Henderson	Manufacturing	Active	0	\$400,000,000	\$3,500,000	0	0	2021/07/29	Final
Pratt Paper (KY), LLC	IRBL	New	Henderson	Manufacturing	Active	0	\$400,000,000	\$400,000,000	0	321	2022/01/27	Final
Precision Resource, Inc.	KBI	Existing	Montgomery	Manufacturing	Active	15.86	\$4,750,000	\$600,000	70	15	2013/12/12	Final
Precision Resource, Inc.	KBI	Existing	Montgomery	Manufacturing	Active	23.46	\$3,850,000	\$300,000	125	10	2017/05/25	Final
Precision Strip, Inc.	KBI	New	Warren	Manufacturing	Active	21	\$31,700,000	\$700,000	0	31	2021/01/28	Final
Premier Packaging, LLC	KBI	New	Jefferson	Manufacturing	Active	27.5	\$16,340,970	\$500,000	295	40	2021/02/25	Final

Name	Program	Location Type	County Name	Facility Type	Program Status	Average Hourly Wage	Project Cost	Incentive Amount	Initial Jobs	New Jobs	Date of Action/yy/mm/dd	Applicant Type
Prescription for Love	KEI		Woodford		Active	0	\$198,000	\$63,550	0	50	2022/05/26	Final
Princeton Caldwell County Industrial Development Authority	EDB	New	Caldwell	Manufacturing	Active	0	\$84,505	\$42,252	0	0	2023/06/29	Final
Print My Threads, LLC	CSP		Greenup		Active	0	\$0	\$40,000	0	0	2013/06/07	Final
Process Solutions and Services, Inc. dba Rapid industries	KBI	New	Jefferson	Manufacturing	Active	22	\$5,100,000	\$300,000	55	25	2023/01/26	Final
Prosigns LLC	CSP		Madison		Active	0	\$0	\$30,000	0	0	2014/01/28	Final
Protective Life Insurance Company	KBI	New	Kenton	Non-Retail Service or Technology	Active	36.55	\$17,751,054	\$2,100,000	21	77	2023/04/27	Final
Quality Logistics LLC dba Longship Logistics	KBI	Existing	Fayette	Service & Technology	Active	24.5	\$7,422,026	\$1,250,000	62	155	2023/03/30	Final
Quality Tire & Access, Inc.	CSP		Bell		Active	0	\$0	\$22,500	0	0	2015/07/23	Final
Quantix SCS, LLC	KBI	New	Jefferson	Headquarters	Active	37	\$3,006,090	\$1,500,000	0	50	2015/03/26	Final
Queen of the Ring	KEI		Jefferson		Active	0	\$6,756,916	\$2,176,614	0	170	2023/03/30	Final
R. L. Schreiber, Inc.	KBI	New	Marion	Manufacturing	Active	16.46	\$7,360,000	\$2,000,000	0	83	2014/09/25	Final
R.C. Bigelow, Inc.	KEIA	Existing	Jefferson	Manufacturing	Active	21.65	\$53,000,000	\$900,000	0	0	2021/08/26	Final
RB Seelbach LLC	KEIA	Existing	Jefferson		Active	0	\$90,870,408	\$800,000	187	71	2020/06/25	Final
RFC LLC	KEIA	Existing	Shelby	Manufacturing	Active	18	\$34,600,000	\$300,000	350	50	2021/10/28	Final
RFC LLC	KBI	New	Shelby	Manufacturing	Active	18	\$5,200,000	\$800,000	267	50	2022/06/30	Final

Name	Program	Location Type	County Name	Facility Type	Program Status	Average Hourly Wage	Project Cost	Incentive Amount	Initial Jobs	New Jobs	Date of Action/yy/mm/dd	App Type
RKW North America, Inc.	KBI	Existing	Simpson	Manufacturing	Active	25	\$30,501,000	\$1,225,000	32	48	2015/12/10	Final
RKW North America, Inc.	KBI	Existing	Simpson	Manufacturing	Active	18.87	\$19,586,858	\$600,000	91	30	2021/04/29	Final
RXC Acquisition Company dba RXCrossroads	KBI	Existing	Jefferson	Service & Technology	Active	24.74	\$24,960,000	\$4,000,000	833	400	2020/02/27	Final
Rabbit Hole Spirits, LLC	KBI	New	Jefferson	Manufacturing	Active	30.48	\$12,517,500	\$550,000	0	22	2018/04/26	Final
Rabbit Hole Spirits, LLC	KEIA	New	Henry	Manufacturing	Active	29.86	\$50,000,000	\$500,000	0	28	2019/04/25	Final
Rack-it Truck Racks, Inc.	KBI	New	Clinton	Manufacturing	Active	14	\$1,352,075	\$250,000	0	25	2021/06/24	Final
Radcliff Mixed-Use Redevelopment Project at Fort Knox	TIF		Hardin		Active	0	\$172,721,639	\$12,000,000	0	0	2022/08/25	Final
Rajant Corporation	KBI	New	Rowan	Manufacturing	Active	14.42	\$762,151	\$300,000	0	28	2019/05/30	Final
Rajant Corporation	KEIA		Rowan	Manufacturing	Active	25.11	\$2,000,000	\$50,000	22	26	2020/05/28	Final
RalphVR Inc.	SBIR		Fayette		Active	0	\$80,000	\$80,000	0	0	2022/01/01	Final
Rane Light Metal Castings Inc.	KRA	Existing	Logan	Manufacturing	Active	16.83	\$4,039,955	\$1,200,000	189	0	2019/03/28	Final
Red Right Hand	KEI		Fayette		Active	0	\$6,543,749	\$2,290,312	0	369	2022/02/24	Final
Rehabilitation Hospital of Louisville, LLC	KEIA		Jefferson	Public Hospital	Active	38.46	\$40,303,090	\$250,000	42	42	2022/10/27	Final
Retail Convergence.com LP	KBI	Existing	Bullitt	Service & Technology	Active	15.31	\$15,000,000	\$2,250,000	244	102	2017/06/29	Final

Name	Program	Location Type	County Name	Facility Type	Program Status	Average Hourly Wage	Project Cost	Incentive Amount	Initial Jobs	New Jobs	Date of Action/yy/mm/dd	App Type
Richmond Industrial Development Corporation	EDB	New	Madison	Manufacturing	Active	0	\$1,000,000	\$500,000	0	0	2023/03/30	Final
Rick and Still, LLC	KEIA	New	Woodford	Tourism	Active	0	\$5,250,000	\$80,000	0	13	2019/10/31	Final
Riken Elastomers Corporation	KREDA	New	Christian	Manufacturing	Active	20.21	\$19,800,000	\$900,000	0	24	2007/10/25	Final
Riken Elastomers Corporation	KBI	Existing	Christian	Manufacturing	Active	13.51	\$22,400,000	\$675,000	26	30	2017/06/29	Final
Ring Container Technologies, LLC	KBI	New	Jefferson	Manufacturing	Active	21.5	\$23,300,000	\$700,000	0	41	2019/10/31	Final
River View Coal, LLC	KEIA		Henderson	Coal Severing and Processing	Active	24.5	\$35,000,000	\$300,000	0	260	2022/09/29	Final
Rivian, LLC	KEIA	Existing	Bullitt	Service & Technology	Active	33.4	\$10,000,000	\$100,000	44	218	2023/04/27	Final
Rivian, LLC	KBI	New	Bullitt	Service & Technology	Active	33.4	\$10,000,000	\$4,100,000	44	218	2023/09/28	Final
Rockcastle Hospital and Respiratory Care Center, Inc.	KRHLP		Rockcastle	Non Profit Hospital	Active	0	\$1,001,390	\$860,000	598	0	2022/03/31	Final
Russell County Industrial Development Authority	EDB	New	Russell		Active	0	\$974,500	\$437,274	0	0	2023/04/27	Final
Rut 'N Strut Distillery LLC	KBI	New	Shelby	Manufacturing	Active	35	\$4,097,772	\$150,000	0	11	2017/12/07	Final
Rut 'N Strut Distillery, LLC	KEIA	Existing	Shelby	Manufacturing	Active	21.5	\$3,361,915	\$50,000	0	1	2021/09/30	Final
RxC Acquisition Company	KBI	New	Jefferson	Service & Technology	Active	15.77	\$8,127,250	\$3,000,000	211	177	2012/09/27	Final

Name	Program	Location Type	County Name	Facility Type	Program Status	Average Hourly Wage	Project Cost	Incentive Amount	Initial Jobs	New Jobs	Date of Action/yy/mm/dd	App Type
RxC Acquisition Company dba RxCrossroads	KBI	New	Jefferson	Service & Technology	Active	16	\$5,473,750	\$3,000,000	419	248	2017/10/26	Final
S. Rays, Inc.	KBI	Existing	Shelby	Service & Technology	Active	18.53	\$464,300	\$200,000	24	38	2021/10/28	Final
SFC Global Supply Chain, Inc.	KRA	Existing	Boone	Manufacturing	Active	16	\$32,467,963	\$2,500,000	339	0	2020/01/30	Final
SMC, LLC	KBI	New	Jessamine	Manufacturing	Active	13.17	\$1,880,000	\$1,500,000	1	94	2013/12/12	Final
SMS Group Inc.	KEIA	New	Meade	Manufacturing	Active	28	\$17,800,000	\$700,000	0	0	2021/08/26	Final
SNEAK Properties, LLC	CSP		Shelby		Active	0	\$0	\$798,000	0	0	2017/03/30	Final
SRC of Lexington, Inc.	KBI	Existing	Fayette	Service & Technology	Active	20	\$1,917,400	\$600,000	94	50	2016/10/27	Final
STEP CG, LLC	KBI	Existing	Kenton	Headquarters	Active	32.24	\$5,293,930	\$900,000	19	83	2021/09/30	Final
SWVA Kentucky, LLC dba Kentucky Electric Steel	KBI	New	Boyd	Manufacturing	Active	21.42	\$11,792,295	\$1,500,000	0	60	2023/06/29	Final
Sabert Corporation	KBI	Existing	Bullitt	Manufacturing	Active	14	\$8,000,000	\$1,000,000	105	35	2017/06/29	Final
Saint Clare	KEI		Jefferson		Active	0	\$2,939,979	\$914,166	0	240	2022/04/28	Final
Santa Rosa Systems, LLC	KEIA	Existing	Bullitt	Manufacturing	Active	18.65	\$21,658,000	\$150,000	473	300	2018/03/29	Final
Saputo Cheese USA Inc.	KRA	Existing	Calloway	Manufacturing	Active	22.54	\$13,045,703	\$3,500,000	319	0	2018/09/27	Final
Sav's Grill, LLC	CSP		Fayette		Active	0	\$0	\$96,200	0	0	2019/05/15	Final
Sazerac Company, Inc.	KBI	Existing	Jefferson	Headquarters	Active	39.9	\$16,407,996	\$750,000	84	50	2022/03/31	Final
Sazerac Distillers, LLC	KEIA	New	Laurel	Manufacturing	Active	23	\$503,048,000	\$1,000,000	0	50	2022/10/27	Final

Name	Program	Location Type	County Name	Facility Type	Program Status	Average Hourly Wage	Project Cost	Incentive Amount	Initial Jobs	New Jobs	Date of Action/yy/mm/dd	Appri Type
Sazerac Distillers, LLC	KBI	Existing	Daviess	Manufacturing	Active	20	\$45,530,000	\$2,000,000	321	20	2016/10/27	Final
Sazerac Distillers, LLC	KBI	Existing	Nelson	Manufacturing	Active	22.44	\$4,960,000	\$3,250,000	279	50	2015/12/10	Final
Sazerac Distillers, LLC	KBI	Existing	Daviess	Manufacturing	Active	27.73	\$28,952,292	\$1,000,000	404	61	2022/03/31	Final
Sazerac Distillers, LLC	KEIA	Existing	Nelson	Manufacturing	Active	26.44	\$19,000,000	\$300,000	528	0	2021/04/29	Final
Schupan & Sons Inc.	KEIA		Logan	Manufacturing	Active	24.04	\$22,300,000	\$200,000	0	20	2022/07/28	Final
Senture, LLC	KBI	Existing	Laurel	Service & Technology	Active	10.99	\$2,982,362	\$1,500,000	413	351	2017/09/28	Final
Senture, LLC	KBI	New	Wayne	Service & Technology	Active	11	\$7,906,057	\$4,378,020	0	222	2015/01/29	Final
Sharp Carts LLC	KEIA		Barren	Manufacturing	Active	17.1	\$13,180,000	\$100,000	0	97	2023/03/30	Final
Shelby Street Redevelopment Project	TIF		Jefferson		Active	0	\$114,725,000	\$1,000,000	0	0	2022/03/31	Final
Shelia's Property, LLC	CSP		Rowan		Active	0	\$0	\$104,400	0	0	2014/06/02	Final
ShellTech, LLC	KBI	New	Pulaski	Manufacturing	Active	14	\$3,489,500	\$800,000	0	50	2022/04/28	Final
Shooting Star Properties, LLC/Paladin, Inc.	CSP		Fayette		Active	0	\$0	\$40,125	0	0	2014/08/29	Final
Siemens Industry, Inc.	KREDA	Existing	Crittenden	Manufacturing	Active	13	\$2,800,000	\$2,224,447	50	150	2010/01/28	Final
Signal Solutions, LLC	SBIR		Fayette		Active	0	\$139,995	\$140,000	0	0	2022/01/01	Final
Signode Industrial Group LLC	KBI	Existing	Kenton	Manufacturing	Active	22.3	\$27,420,000	\$500,000	80	48	2023/01/26	Final
Sister Schubert's Homemade Rolls, Inc.	KBI	Existing	Hart		Active	18.12	\$60,705,952	\$2,600,000	175	134	2021/08/26	Final

Name	Program	Location Type	County Name	Facility Type	Program Status	Average Hourly Wage	Project Cost	Incentive Amount	Initial Jobs	New Jobs	Date of Action/yy/mm/dd	Approval Type
Skilcraft LLC	KBI	Existing	Boone	Manufacturing	Active	21	\$5,705,000	\$600,000	68	33	2016/07/28	Final
Smart Wood USA, LLC	KBI	New	Knox	Manufacturing	Active	15	\$15,000,000	\$3,000,000	0	90	2019/06/27	Final
Software Information Systems	KBI	Existing	Fayette	Service & Technology	Active	38.46	\$5,500,000	\$450,000	35	15	2012/01/26	Final
Somerset-Pulaski KPDI	EDB		Pulaski	Manufacturing	Active	0	\$11,832,527	\$1,580,662	0	0	2023/07/27	Final
Sonoco Protective Solutions, Inc.	KBI	New	Shelby	Manufacturing	Active	14.47	\$12,240,350	\$900,000	29	51	2016/05/26	Final
Southeast Kentucky Industrial Development Authority	EDB	New	Knox	Manufacturing	Active	0	\$3,784,000	\$1,892,000	0	0	2023/04/27	Final
Southern Coil Solutions, LLC	KEIA	New	Warren	Non-Retail Service or Technology	Active	28.07	\$27,189,250	\$150,000	0	30	2023/06/29	Final
Southern Harvest Services LLC	KEIA	New	Carter	Agribusiness	Active	15.6	\$10,930,000	\$16,500	0	0	2020/08/27	Final
Southern Star Central Gas Pipeline, Inc.	KBI	Existing	Daviess	Headquarters	Active	21.63	\$8,759,798	\$275,000	0	20	2013/07/25	Final
Sparks	KEI		Fayette		Active	0	\$323,672	\$113,285	0	28	2023/02/23	Final
Specialty Foods Group, Inc.	KBI	Existing	Daviess	Manufacturing	Active	16	\$6,095,000	\$2,250,000	457	95	2016/12/08	Final
Speyside Cooperage Kentucky, Inc.	KBI	Existing	Bullitt	Manufacturing	Active	15	\$2,245,000	\$300,000	16	14	2017/06/29	Final
Spiz	KEI		Campbell		Active	0	\$263,500	\$88,975	0	24	2023/04/27	Final
Sportswear Inc. (dba Prep Sportswear)	KBI	New	Jefferson	Manufacturing	Active	13.65	\$5,700,000	\$1,000,000	0	50	2014/01/30	Final

Name	Program	Location Type	County Name	Facility Type	Program Status	Average Hourly Wage	Project Cost	Incentive Amount	Initial Jobs	New Jobs	Date of Action/yy/mm/dd	Appr Type
Springfield/Washington County Economic Development Authority, Inc.	EEDB	New	Washington	Manufacturing	Active	0	\$200,000	\$100,000	0	0	2023/06/29	Final
Springfield/Washington County Economic Development Authority, Inc.	EEDB	New	Washington		Active	0	\$200,000	\$100,000	0	0	2023/06/29	Final
Stapleton Holdings, LLC	CSP		Shelby		Active	0	\$0	\$91,400	0	0	2015/06/12	Final
Stark Truss Company, Inc.	KBI	Existing	Simpson	Manufacturing	Active	15	\$1,655,000	\$250,000	21	22	2020/01/30	Final
Statewide Mortgage, LLC	KBI	Existing	Jefferson	Service	Active	40	\$3,403,000	\$600,000	27	30	2019/09/26	Final
Steel Ventures Incorporated	KBI	New	Greenup	Manufacturing	Active	17.5	\$15,800,000	\$2,000,000	0	65	2019/03/28	Final
Still Lake Properties I, LLC (equipment)	CSP		Breckinridge		Active	0	\$0	\$30,000	0	0	2022/03/08	Final
Stober Drives Inc.	KREDA	Existing	Mason	Manufacturing	Active	12.05	\$1,625,000	\$429,000	55	22	2009/06/25	Final
Strong Tower Construction, LLC dba Koch Corporation	KBI	Existing	Jefferson	Manufacturing	Active	17	\$1,775,000	\$250,000	27	15	2017/07/27	Final
Sumitomo Electric Wiring Systems Inc.	KRA	Existing	Metcalfe	Manufacturing	Active	25.92	\$12,301,584	\$3,000,000	238	0	2015/01/29	Final
Sumitomo Electric Wiring Systems, Inc.	KBI	New	Simpson	Manufacturing	Active	20.19	\$10,490,000	\$1,360,000	0	145	2019/09/26	Final
Summit Biosciences Inc.	KBI	Existing	Fayette	Manufacturing	Active	25	\$19,053,600	\$1,500,000	37	78	2020/07/30	Final
Superior Composites Co., LLC	KBI	Existing	Lewis	Manufacturing	Active	12.59	\$1,509,641	\$500,000	105	28	2017/10/26	Final

Name	Program	Location Type	County Name	Facility Type	Program Status	Average Hourly Wage	Project Cost	Incentive Amount	Initial Jobs	New Jobs	Date of Action/yy/mm/dd	App Type
Synaptex LLC	SBIR		Fayette		Active	0	\$80,000	\$80,000	0	0	2022/01/01	Final
T.RAD North America, Inc.	KRA	Existing	Christian	Manufacturing	Active	16.57	\$6,881,406	\$2,000,000	416	0	2014/09/25	Final
THG International LLC	KBI	New	Bullitt	Manufacturing	Active	13.5	\$17,213,589	\$2,600,000	0	350	2017/04/27	Final
TJDillow Properties LLC	CSP		Boyd		Active	0	\$0	\$90,000	0	0	2022/04/29	Final
TKC Distilling Co LLC	KEIA	New	Woodford	Manufacturing	Active	33.25	\$57,119,975	\$300,000	0	43	2023/07/27	Final
TMC-NA Taeyang Metal North America LLC	KBI	New	Simpson	Manufacturing	Active	15.76	\$14,297,758	\$2,000,000	0	76	2023/09/28	Final
TMM (USA), Inc.	KBI	New	Simpson	Manufacturing	Active	12.75	\$5,615,000	\$360,000	0	42	2019/02/07	Final
TPG Plastics LLC	KBI	New	Calloway	Manufacturing	Active	20	\$23,108,786	\$1,000,000	0	75	2021/08/26	Final
TPUSA, Inc.	KBI	New	Jefferson	Service & Technology	Active	13.81	\$13,265,000	\$3,800,000	0	750	2016/06/30	Final
TS Montgomery, LLC	CSP		Clark		Active	0	\$0	\$104,968	0	0	2021/06/17	Final
TWB Company, LLC dba TWB Company of Michigan, LLC	KBI	New	Barren	Manufacturing	Active	25.15	\$7,680,309	\$360,000	0	12	2016/10/27	Final
Taica Cubic Printing Kentucky, LLC	KBI	New	Clark	Manufacturing	Active	22	\$8,049,232	\$500,000	0	30	2014/12/11	Final
Taica Cubic Printing Kentucky, LLC	KBI	Existing	Clark	Manufacturing	Active	21.3	\$2,740,835	\$300,000	43	20	2022/12/08	Final
Takigawa Corporation America	KBI	New	Nelson	Manufacturing	Active	29.5	\$45,927,000	\$2,000,000	0	180	2022/01/27	Final
Tarter Gate Company, LLC	KRA	Existing	Casey	Manufacturing	Active	15	\$16,503,320	\$1,500,000	346	0	2023/08/31	Final

Name	Program	Location Type	County Name	Facility Type	Program Status	Average Hourly Wage	Project Cost	Incentive Amount	Initial Jobs	New Jobs	Date of Action/yy/mm/dd	Approval Type
Tarter Gate Wood Products, LLC	KRA	Existing	Casey	Manufacturing	Active	15.66	\$3,282,209	\$700,000	90	0	2019/04/25	Final
Tarter Tube, LLC	KRA	Existing	Casey	Manufacturing	Active	15	\$2,858,149	\$500,000	84	0	2019/06/27	Final
Taylor Communications, Inc.	KEIA	Existing	Hardin	Non-Retail Service or Technology	Active	20.39	\$18,800,000	\$70,000	85	28	2021/12/09	Final
Technology Tripping	KEI		Madison		Active	0	\$2,360,566	\$784,111	0	374	2022/12/08	Final
TeeSpring, Inc.	KBI	New	Boone	Manufacturing	Active	13.97	\$21,869,207	\$2,500,000	1	299	2016/06/30	Final
TerrePURE Kentucky Distillers, Inc.	KBI	New	Daviess	Manufacturing	Active	15.23	\$23,000,000	\$1,200,000	0	70	2017/02/23	Final
Texas Roadhouse, Inc.	KBI	Existing	Jefferson	Headquarters	Active	27.71	\$13,400,000	\$3,500,000	287	150	2018/05/31	Final
Thai Summit Kentucky Corporation	KEIA	Existing	Nelson	Manufacturing	Active	33	\$131,137,643	\$500,000	216	78	2023/07/27	Final
Thai Summit Kentucky Corporation	KBI	New	Nelson	Manufacturing	Active	33.65	\$110,088,080	\$5,000,000	0	216	2017/05/25	Final
The A-Frame	KEI		Campbell		Active	0	\$951,504	\$297,284	0	216	2023/04/27	Final
The Bardstown Bourbon Company	IRBL	New	Nelson		Active	0	\$0	\$54,600,000	0	0	2015/12/10	Final
The Bardstown Bourbon Company, LLC	KEIA	Existing	Nelson	Manufacturing	Active	38.09	\$28,704,836	\$250,000	105	29	2022/03/31	Final
The Bardstown Bourbon Company, LLC	KEIA		Nelson	Manufacturing	Active	36.21	\$22,105,282	\$150,000	145	0	2022/12/08	Final
The Bardstown Bourbon Company, LLC	KBI	New	Nelson	Manufacturing	Active	20	\$24,850,000	\$1,000,000	0	34	2017/06/29	Final

Name	Program	Location Type	County Name	Facility Type	Program Status	Average Hourly Wage	Project Cost	Incentive Amount	Initial Jobs	New Jobs	Date of Action/yy/mm/dd	Applicant Type
The Bardstown Bourbon Company, LLC	KBI	Existing	Nelson	Manufacturing	Active	26.17	\$18,000,000	\$300,000	34	10	2019/05/30	Final
The Bardstown Bourbon Company, LLC	KBI	New	Nelson	Manufacturing	Active	28	\$14,777,330	\$430,000	58	25	2022/04/28	Final
The Candleberry Company	KEIA	Existing	Franklin	Manufacturing	Active	15	\$5,280,000	\$100,000	27	10	2021/12/09	Final
The Freeman Corporation	KBI	Existing	Clark	Manufacturing	Active	13.7	\$3,440,000	\$500,000	197	32	2016/04/28	Final
The Hillshire Brands Company	KBI	Existing	Campbell	Manufacturing	Active	19.38	\$12,033,997	\$400,000	517	26	2021/02/25	Final
The Kentucky Whiskey Company LLC	KEIA		Ohio	Manufacturing	Active	0	\$4,000,000	\$125,000	0	0	2022/10/27	Final
The Kiss List	KEI		Franklin		Active	0	\$920,000	\$307,250	0	68	2022/02/24	Final
The Kroger Co.	KBI	Existing	Boone	Service & Technology	Active	14.24	\$17,895,000	\$1,000,000	90	146	2019/04/25	Final
The Leader	KEI		Jefferson		Active	0	\$3,700,788	\$1,154,815	0	134	2023/01/26	Final
The Lockdown	KEI		Oldham		Active	0	\$7,787,811	\$2,624,142	0	127	2022/10/27	Final
The Martin County Economic Development Authority, Inc.	EDB		Martin		Active	0	\$220,000	\$110,000	0	0	2023/09/28	Final
The New York Blower Company	KBI	New	Grayson	Manufacturing	Active	14.6	\$4,800,000	\$4,800,000	0	125	2013/10/31	Final
The Recon Group LLP dba GoTRG LLP	KBI	Existing	Franklin	Service & Technology	Active	14.1	\$1,475,000	\$800,000	31	90	2021/12/09	Final
The Red Mile Project	TIF		Fayette		Active	0	\$186,891,071	\$13,786,000	0	0	2011/08/25	Final
The Science and Engineering Corps, LLC	SBIR		Campbell		Active	0	\$149,736	\$149,736	0	0	2023/07/01	Final

Name	Program	Location Type	County Name	Facility Type	Program Status	Average Hourly Wage	Project Cost	Incentive Amount	Initial Jobs	New Jobs	Date of Action/yy/mm/dd	Applicant Type
The Secret Foodie	KEI		Pulaski		Active	0	\$323,672	\$113,285	0	28	2023/04/27	Final
The Sherwin-Williams Company	KBI	Existing	Madison	Manufacturing	Active	19.67	\$10,756,880	\$1,200,000	276	59	2013/08/29	Final
The Sherwin-Williams Company	KEIA	New	Madison	Manufacturing	Active	22.53	\$42,930,000	\$500,000	278	20	2020/03/26	Final
The Summit	TIF		Fayette		Active	0	\$155,000,000	\$24,109,000	0	0	2014/09/25	Final
The Todd County Industrial Foundation, Inc.	EDB	New	Todd	Manufacturing	Active	0	\$650,000	\$297,568	0	0	2023/05/25	Final
The UofL Research Park/Belknap	TIF		Jefferson		Active	0	\$1,113,303,500	\$709,414,000	0	0	2012/06/28	Final
The Webstaurant Store, Inc.	KBI	New	Hopkins	Service	Active	14	\$8,500,000	\$1,500,000	119	200	2020/02/27	Final
ThermisoIn, LLC	SBIR		Fayette		Active	0	\$100,000	\$100,000	0	0	2023/01/01	Final
Thind & Manak Investment, LLC	CSP		Clark		Active	0	\$0	\$396,082	0	0	2021/09/28	Final
Thorntons Inc.	KBI	Existing	Jefferson	Headquarters	Active	40.78	\$29,485,112	\$2,000,000	152	110	2020/01/30	Final
Thunder Mfg. USA, Inc.	KBI	New	Madison	Manufacturing	Active	16	\$2,200,000	\$650,000	0	45	2016/06/30	Final
Tiffany and Company Jewelers, Inc.	KBI	Existing	Fayette	Manufacturing	Active	19.14	\$844,000	\$500,000	125	130	2022/08/25	Final
Tiffany and Company d/b/a Tiffany and Company Jewelers, Inc.	KBI	New	Fayette	Manufacturing	Active	18.96	\$2,750,000	\$2,450,000	0	125	2012/04/26	Final
ToddCares, Inc	Angel	Existing	Kenton		Active	0	\$0	\$37,500	0	0	2023/09/28	Final
ToddCares, Inc	Angel	Existing	Kenton		Active	0	\$0	\$12,500	0	0	2023/09/28	Final

Name	Program	Location Type	County Name	Facility Type	Program Status	Average Hourly Wage	Project Cost	Incentive Amount	Initial Jobs	New Jobs	Date of Action/yy/mm/dd	Appr Type
ToddCares, Inc	Angel	Existing	Kenton		Active	0	\$0	\$6,250	0	0	2023/09/28	Final
ToddCares, Inc	Angel	Existing	Kenton		Active	0	\$0	\$6,250	0	0	2023/09/28	Final
ToddCares, Inc	Angel	Existing	Kenton		Active	0	\$0	\$6,250	0	0	2023/09/28	Final
ToddCares, Inc	Angel	Existing	Kenton		Active	0	\$0	\$6,250	0	0	2023/09/28	Final
Togetherness	KEI		Oldham		Active	0	\$7,952,387	\$2,678,254	0	129	2022/12/08	Final
Tokai Carbon GE LLC	KBI	Existing	Fulton	Manufacturing	Active	23	\$32,411,492	\$500,000	27	15	2022/08/25	Final
Total Quality Logistics, LLC	KBI	Existing	Fayette	Service & Technology	Active	18.95	\$1,756,503	\$800,000	52	75	2013/09/26	Final
Total Quality Logistics, LLC	KBI	Existing	Jefferson	Service & Technology	Active	18.95	\$801,600	\$450,000	23	50	2017/03/30	Final
Total Quality Logistics, LLC	KBI	Existing	Boone	Service & Technology	Active	18.95	\$835,050	\$450,000	60	75	2017/03/30	Final
Tower Automotive Operations USA I, LLC	KBI	New	Bullitt	Manufacturing	Active	17.27	\$36,453,975	\$2,000,000	0	78	2014/12/11	Final
Tower Automotive Operations USA I, LLC	KBI	Existing	Bullitt	Manufacturing	Active	22.69	\$19,900,000	\$600,000	104	35	2018/04/26	Final
Toyo Automotive Parts (USA), Inc.	KBI	Existing	Simpson	Manufacturing	Active	12.25	\$6,000,000	\$150,000	171	10	2019/02/07	Final
Toyota Boshoku America, Inc.	KEIA	New	Christian	Manufacturing	Active	28.49	\$225,991,240	\$500,000	0	157	2023/03/30	Final
Toyota Boshoku Kentucky, LLC	KBI	Existing	Marion	Manufacturing	Active	22.47	\$37,008,175	\$5,000,000	79	46	2015/12/10	Final
Toyota Motor Manufacturing Kentucky, Inc.- KJRA 3rd Supp - 5/31/2023	KJRA	Existing	Scott	Manufacturing	Active	31.45	\$2,795,925,000	\$240,000,000	8250	700	2023/05/31	Final
Toyota Tsusho America, Inc.	KBI	Existing	Scott	Manufacturing	Active	16.85	\$9,958,424	\$200,000	411	23	2020/01/30	Final

Name	Program	Location Type	County Name	Facility Type	Program Status	Average Hourly Wage	Project Cost	Incentive Amount	Initial Jobs	New Jobs	Date of Action/yy/mm/dd	Appr Type
Toyotetsu America, Inc.	KBI	Existing	Pulaski	Manufacturing	Active	13	\$33,689,477	\$2,000,000	592	54	2015/06/25	Final
Toyotetsu America, Inc.	KBI	Existing	Pulaski	Manufacturing	Active	13	\$62,955,000	\$2,000,000	799	100	2019/04/25	Final
Toyotetsu Mid America, LLC	KRA	Existing	Daviess	Manufacturing	Active	25.8	\$15,812,322	\$1,900,000	399	0	2014/09/25	Final
Toyotomi America Corporation	KBI	Existing	Washington	Manufacturing	Active	15.27	\$79,712,730	\$1,500,000	338	89	2017/05/25	Final
Tractor Supply Company	KBI	Existing	Simpson	Non-Retail Service or Technology	Active	19.4	\$4,791,310	\$1,800,000	310	156	2020/12/10	Final
TransNav Technologies, Inc.	KBI	Existing	Boyle	Manufacturing	Active	12.18	\$7,063,500	\$600,000	37	30	2017/09/28	Final
Transcraft Corporation	KBI	Existing	Trigg	Manufacturing	Active	13.49	\$2,975,000	\$2,000,000	150	80	2015/07/30	Final
Transport Logistics International, Inc.	KBI	New	Ballard	Service & Technology	Active	20	\$2,250,000	\$350,000	0	20	2014/08/28	Final
Trellis Loop Florence I, LLC	KEIA	New	Boone	Agribusiness	Active	35	\$74,002,425	\$250,000	0	125	2022/01/27	Final
Tri-Arrows Aluminum Inc.	KBI	Existing	Logan	Manufacturing	Active	36	\$142,707,225	\$6,500,000	1215	60	2021/05/27	Final
Tri-County Economic Development Corporation	Grant	New	Boone		Active	0	\$0	\$2,400,000	0	0	2022/12/08	Final
Trigg County Hospital, Inc.	KRHL P		Trigg	Non Profit Hospital	Active	0	\$400,000	\$400,000	148	0	2022/04/28	Final
Trilogy Management Services, LLC	KBI	Existing	Jefferson	Headquarters	Active	25.45	\$2,347,500	\$1,300,000	119	125	2015/08/27	Final
Trilogy Management Services, LLC	KBI	Existing	Jefferson	Headquarters	Active	28.65	\$4,116,880	\$1,250,000	69	50	2012/05/31	Final

Name	Program	Location Type	County Name	Facility Type	Program Status	Average Hourly Wage	Project Cost	Incentive Amount	Initial Jobs	New Jobs	Date of Action/yy/mm/dd	Approval Type
Tristate Valves & Controls, Inc. dba TRIVACO	KBI	New	Boone	Manufacturing	Active	30	\$3,150,000	\$350,000	6	45	2015/01/29	Final
Tru-Tone Finishing Inc.	KBI	New	Fayette	Manufacturing	Active	12	\$4,600,000	\$500,000	0	120	2019/12/12	Final
Turfland Town Center Mixed Use	TIF		Fayette		Active	0	\$38,600,000	\$793,600	0	0	2014/10/30	Final
Tyson Chicken, Inc.	KBI	Existing	Henderson	Manufacturing	Active	11.65	\$8,245,498	\$750,000	1180	91	2018/06/28	Final
Tyson Processing Services, Inc.	KEIA	New	Warren	Manufacturing	Active	21.45	\$355,186,923	\$3,000,000	0	451	2021/10/28	Final
U. S. Smokeless Tobacco Company LLC	KEIA	Existing	Christian	Manufacturing	Active	36.46	\$46,645,681	\$75,000	96	17	2022/09/29	Final
U.S. Smokeless Tobacco Company, LLC	KBI	Existing	Christian	Manufacturing	Active	29.57	\$117,700,000	\$4,500,000	66	42	2015/12/10	Final
UACJ Automotive Whitehall Industries, Inc.	KBI	New	McCracken	Manufacturing	Active	13.02	\$12,965,366	\$1,500,000	0	140	2015/12/10	Final
UACJ Automotive Whitehall Industries, Inc.	KBI	Existing	McCracken	Manufacturing	Active	16.56	\$3,326,500	\$500,000	144	50	2017/12/07	Final
UGN Inc.	KBI	Existing	Pulaski	Manufacturing	Active	10.96	\$4,957,800	\$1,500,000	159	50	2013/02/28	Final
UniFirst Corporation	KEIA		Jefferson	Non-Retail Service or Technology	Active	22.82	\$21,250,000	\$50,000	45	43	2023/03/30	Final
UniFirst Corporation	KBI	Existing	Daviess	Service & Technology	Active	15	\$12,000,000	\$500,000	345	25	2018/07/26	Final
Union Underwear Company, Inc. dba Fruit of the Loom	KEIA	Existing	Warren	Non-Retail Service or Technology	Active	17	\$19,378,320	\$250,000	871	50	2021/07/29	Final
Unique Granite and Marble, Inc.	KBI	Existing	Daviess	Manufacturing	Active	14.5	\$1,495,000	\$250,000	26	25	2013/12/12	Final

Name	Program	Location Type	County Name	Facility Type	Program Status	Average Hourly Wage	Project Cost	Incentive Amount	Initial Jobs	New Jobs	Date of Action/yy/mm/dd	App Type
United Parcel Service Co.	KEIA	Existing	Jefferson	Non-Retail Service or Technology	Active	71.7	\$516,236,609	\$4,000,000	6436	1000	2019/09/26	Final
United Systems & Software, Inc.	KBI	New	Marshall	Service & Technology	Active	25	\$5,562,808	\$1,000,000	33	50	2021/09/30	Final
Universal Piping Industries, Inc.	KEIA	New	Scott	Manufacturing	Active	29	\$12,760,800	\$350,000	53	25	2021/12/09	Final
Universal Woods, Incorporated	KBI	Existing	Jefferson	Manufacturing	Active	20.55	\$13,150,000	\$3,000,000	99	156	2018/05/31	Final
Unstoppable Faith, LLC	CSP		Jefferson		Active	0	\$0	\$166,751	0	0	2018/07/05	Final
Unsung Hero	KEI		Edmonson		Active	0	\$4,903,477	\$1,538,405	0	127	2022/08/25	Final
UofL Health-Louisville, Inc.	Direct	Existing	Jefferson	Public Hospital	Active	35	\$0	\$35,000,000	5880	0	2020/03/26	Final
V-Soft Consulting Group, Inc.	KBI	Existing	Jefferson	Service & Technology	Active	45	\$8,202,695	\$1,500,000	55	105	2018/09/27	Final
VM-K LLC	KEIA		Warren	Manufacturing	Active	42.07	\$59,000,000	\$500,000	0	52	2023/09/28	Final
VR Vertical, LLC	KBI	Existing	Jefferson	Headquarters	Active	25	\$5,100,000	\$650,000	29	60	2020/12/10	Final
Vanderbilt Chemicals, LLC	KEIA	Existing	Calloway	Manufacturing	Active	0	\$5,204,000	\$75,000	98	0	2022/08/25	Final
Ventra Plastics Russellville, Inc.	KBI	Existing	Logan	Manufacturing	Active	12	\$3,385,300	\$500,000	230	25	2015/01/29	Final
VerraGlo, LLC	SBIR		Fayette		Active	0	\$80,000	\$80,000	0	0	2021/07/01	Final
Verst Group Logistics, Inc.	KEIA	New	Grant	Non-Retail Service or Technology	Active	22	\$45,400,000	\$300,000	0	100	2022/09/29	Final
Verst Group Logistics, Inc.	KBI	Existing	Boone	Service & Technology	Active	15.68	\$6,100,000	\$500,000	34	25	2013/06/27	Final
ViWinTech Window & Door, Inc.	KBI	Existing	McCracken	Manufacturing	Active	13.46	\$10,000,000	\$500,000	246	40	2021/12/09	Final

Name	Program	Location Type	County Name	Facility Type	Program Status	Average Hourly Wage	Project Cost	Incentive Amount	Initial Jobs	New Jobs	Date of Action/yy/mm/dd	Applicant Type
Vogelsang Corporation	KBI	New	Montgomery	Manufacturing	Active	14	\$2,559,000	\$500,000	0	34	2016/10/27	Final
Von Lehman & Company Inc.	KBI	New	Kenton	Service & Technology	Active	36.05	\$3,060,000	\$300,000	46	20	2017/05/25	Final
Vuteq USA, Inc.	KBI	Existing	Scott	Manufacturing	Active	15.15	\$11,917,950	\$500,000	71	36	2016/04/28	Final
WABCO USA LLC	KBI	Existing	Boone	Service & Technology	Active	29.81	\$4,154,392	\$1,100,000	61	123	2023/06/29	Final
WKU Gateway	TIF		Warren		Active	0	\$531,125,818	\$285,533,316	0	0	2007/10/19	Final
WKY Development, LLC d/b/a Oak Grove Gaming and Racing, LLC	KEIA	New	Christian	Tourism	Active	17.91	\$179,250,000	\$1,000,000	0	300	2019/07/25	Final
WPT Corporation	KEIA	New	Warren	Manufacturing	Active	23.64	\$304,000,000	\$250,000	0	150	2023/09/28	Final
WPT Corporation	KBI	New	Ohio	Manufacturing	Active	15	\$4,934,000	\$750,000	55	40	2020/08/27	Final
Wacker Chemical Corporation	KBI	Existing	Marshall	Manufacturing	Active	20	\$60,000,000	\$1,650,000	113	15	2016/10/27	Final
Walmart Inc.	KBI	New	Bullitt	Service & Technology	Active	14	\$41,300,000	\$3,000,000	0	400	2021/08/26	Final
Washington Penn Plastic Co., Inc.	KEIA	New	Clark	Manufacturing	Active	24.9	\$104,936,636	\$300,000	0	88	2023/08/31	Final
Wastequip, LLC	KBI	New	Montgomery	Service & Technology	Active	20.79	\$7,283,020	\$1,900,000	0	100	2021/12/09	Final
Water Solutions Unlimited Inc.	KEIA	New	Grayson	Manufacturing	Active	25	\$3,000,000	\$50,000	2	12	2023/01/26	Final
Water Tower Place, LLC	KEIA	New	Jefferson	Tourism	Active	20	\$26,000,000	\$400,000	0	35	2018/04/26	Final
Wausau Paper Towel & Tissue, LLC	KBI	Existing	Mercer	Manufacturing	Active	22.16	\$196,505,303	\$6,000,000	389	76	2013/03/28	Final
Wayne County Industrial Authority	EDB	New	Wayne	Manufacturing	Active	0	\$722,400	\$361,200	0	0	2023/05/25	Final

Name	Program	Location Type	County Name	Facility Type	Program Status	Average Hourly Wage	Project Cost	Incentive Amount	Initial Jobs	New Jobs	Date of Action/yy/mm/dd	Applicant Type
Wendal Inc	Angel	Existing	Kenton		Active	0	\$0	\$5,000	0	0	2023/09/28	Final
West Kentucky Regional Industrial Development Authority, Inc.	EDB	New	Henderson		Active	0	\$1,400,000	\$700,000	0	0	2023/06/29	Final
Westlake Vinyls, Inc.	KRA	Existing	Marshall	Manufacturing	Active	37.93	\$91,523,440	\$10,000,000	389	0	2018/10/25	Final
Whip-Mix Corporation	KRA	Existing	Jefferson	Manufacturing	Active	24.58	\$2,705,097	\$500,000	150	0	2014/05/29	Final
Whispers in the Walls	KEI		Madison		Active	0	\$295,975	\$103,591	0	77	2023/07/27	Final
White Clay Consulting, Inc.	KBI	New	Jefferson	Service & Technology	Active	35	\$1,850,000	\$390,000	12	30	2018/05/31	Final
WhiteRock Pigments, Inc.	KEIA	New	Hancock	Manufacturing	Active	18.67	\$179,626,333	\$300,000	0	124	2017/10/26	Final
WhiteRock Pigments, Inc.	IRBL	New	Hancock	Manufacturing	Active	23.34	\$200,000,000	\$200,000,000	0	124	2017/12/07	Final
Whitehorse Freight, LLC	KBI	New	Kenton	Service & Technology	Active	33.65	\$5,640,000	\$5,000,000	37	455	2022/12/08	Final
Wicked Sheets, LLC	SBIR		Jefferson		Active	0	\$98,650	\$98,650	0	0	2023/01/01	Final
Wieland North America Recycling, LLC	IRBL	New	Shelby	Manufacturing	Active	0	\$250,000,000	\$250,000,000	0	225	2022/03/31	Final
Wieland North America Recycling, LLC	EDB	New	Shelby	Manufacturing	Active	23.08	\$250,000,000	\$500,000	0	225	2022/03/31	Final
Wieland North America, Inc.	KEIA	New	Shelby	Manufacturing	Active	23.08	\$250,000,000	\$750,000	0	225	2021/05/27	Final
Wieland Rolled Products North America, LLC	KBI	New	Jefferson	Headquarters	Active	57.64	\$3,820,700	\$1,800,000	0	39	2013/03/28	Final

Name	Program	Location Type	County Name	Facility Type	Program Status	Average Hourly Wage	Project Cost	Incentive Amount	Initial Jobs	New Jobs	Date of Action/yy/mm/dd	Applicant Type
Wild Dog Physics, LLC	SBIR		Fayette		Active	0	\$79,992	\$80,000	0	0	2021/07/01	Final
Wildcat	KEI		Bullitt		Active	0	\$9,039,717	\$2,890,136	0	685	2022/08/25	Final
Wilde Brands Inc.	KBI	New	Clark	Manufacturing	Active	17	\$10,686,000	\$509,000	0	50	2022/06/30	Final
Wilderness Trace Distillery, LLC	KBI	Existing	Boyle	Manufacturing	Active	21.25	\$9,910,000	\$250,000	18	25	2019/09/26	Final
Winchester-Clark County Industrial Development Authority	EDB	New	Clark	Manufacturing	Active	0	\$2,200,000	\$500,000	0	0	2022/07/28	Final
Wolf Steel Acquisition, LLC	KBI	Existing	Grant	Manufacturing	Active	15.54	\$2,342,000	\$450,000	55	30	2017/06/29	Final
Wolf Steel Acquisition, LLC	KBI	Existing	Grant	Manufacturing	Active	11.3	\$3,270,000	\$360,000	22	18	2014/12/11	Final
Wolf Steel Acquisition, LLC	KBI	Existing	Grant	Manufacturing	Active	16.96	\$5,950,000	\$350,000	85	30	2020/08/27	Final
Woowon Technology Inc	KEIA	New	Hardin	Manufacturing	Active	23	\$3,425,000	\$36,000	0	20	2023/06/29	Final
World Peace Hospitality Mixed-Use Redevelopment Project	TIF		Campbell		Active	0	\$81,587,921	\$4,000,000	0	0	2021/10/28	Final
Worldwide Technologies, LLC	KBI	Existing	Simpson	Manufacturing	Active	15	\$475,000	\$200,000	53	14	2020/04/30	Final
Worldwide Technologies, LLC	KEIA	New	Green	Manufacturing	Active	17	\$1,420,000	\$30,000	0	25	2021/03/25	Final
Xooker, LLC	KBI	New	Fayette	Service & Technology	Active	24.5	\$2,858,200	\$1,000,000	6	100	2021/09/30	Final
YS Precision Stamping Inc.	KBI	New	Scott	Manufacturing	Active	19.87	\$9,950,000	\$1,000,000	0	100	2016/01/28	Final

Name	Program	Location Type	County Name	Facility Type	Program Status	Average Hourly Wage	Project Cost	Incentive Amount	Initial Jobs	New Jobs	Date of Action/yy/mm/dd	App Type
Yahagi America Molding, Inc.	KBI	Existing	Edmonson	Manufacturing	Active	10.2	\$2,257,500	\$330,000	34	15	2014/02/27	Final
ZirMed Inc. dba Waystar Health	KBI	Existing	Jefferson	Service & Technology	Active	39.22	\$5,152,500	\$2,000,000	247	85	2014/08/28	Final
Zoeller Company	KBI	Existing	Jefferson	Manufacturing	Active	25.34	\$5,500,000	\$650,000	345	45	2019/04/25	Final
ZoomEssence, Inc.	KBI	Existing	Boone	Manufacturing	Active	24.55	\$800,000	\$300,000	0	20	2015/01/29	Final
Zotefoams Inc.	KBI	Existing	Kenton	Manufacturing	Active	30.04	\$21,610,000	\$600,000	19	25	2018/07/26	Final
Zschimmer & Schwarz Interpolymer Inc.	KEIA		Jefferson	Manufacturing	Active	40	\$9,500,000	\$125,000	18	21	2022/03/31	Final
ecoATM, LLC	KBI	New	Jefferson	Service & Technology	Active	14	\$22,300,000	\$3,000,000	0	438	2017/09/28	Final
iHerb, LLC	KBI	New	Boone	Service & Technology	Active	10.88	\$29,789,360	\$3,000,000	0	600	2014/09/25	Final
IVCP Athens South LLC	KEIA	New	Fayette	Tourism	Active	25	\$35,096,500	\$200,000	0	1	2023/02/23	Final
vCardio, Inc.	SBIR		Jefferson		Active	0	\$90,777	\$90,777	0	0	2023/01/01	Final

Showing 1 to 1014 of 1014 entries

Selected Program Names:

Program Acronym	Program Name
Angel	Angel Investment Tax Credit
Direc	Direct Loan/KEDFA
Grant	Grant/KEDFA
IEIA	IEIA - Incentives for Energy Independence Act
IRBL	IRBL - Local Industrial Revenue Bonds

Program Acronym**Program Name**

KBI	KBI - Kentucky Business Investment
KESA	KESA - Kentucky Environmental Stewardship Act
KIRA	KIRA - Kentucky Industrial Revitalization Act
KRA	KRA - Kentucky Reinvestment Act
KSFTC	KSFTC – Kentucky Selling Farmer Tax Credit
Line	Line Items
Small	Small Business Loan/KEDFA
CAP	KSBCI - Kentucky Small Business Credit Initiative
CSP	KSBCI - Kentucky Small Business Credit Initiative
EDB	EDB - Economic Development Bonds
HTP	HTP - High-Tech Pool
IRB	IRB/KEDFA
KEI	KEI - Kentucky Entertainment Incentives
KEIA	KEIA - Kentucky Enterprise Initiative Act
KIDA	KIDA - Kentucky Industrial Development Act
KIFA	KIFA - Kentucky Investment Fund Act
KJDA	KJDA - Kentucky Jobs Development Act
KJRA	KJRA - Kentucky Jobs Retention Act
KREDA	KREDA - Kentucky Rural Economic Development Act
KRHLP	KRHLP - Kentucky Rural Hospital Loan Program
KSBTC	KSBTC - Kentucky Small Business Tax Credit
LPP	KSBCI - Kentucky Small Business Credit Initiative
SBIR	SBIR/STTR
TIF	TIF - Tax Increment Financing

TEAM 
KENTUCKY.

CABINET FOR
ECONOMIC DEVELOPMENT